

Assessment Librarianship 101: What does an Assessment Librarian *do*, anyway?

Ginger H. Williams

Reference Librarian/Assessment Coordinator

Valdosta State University



In the past, we counted stuff.

Library assessment grew
beyond inputs.




User surveys have transformed, too.



“The numbers of assessment activities undertaken in libraries over the last decade has grown exponentially. Libraries of all kinds are looking more closely at how and how well they are serving their users.”

(ARL SPEC Kit)



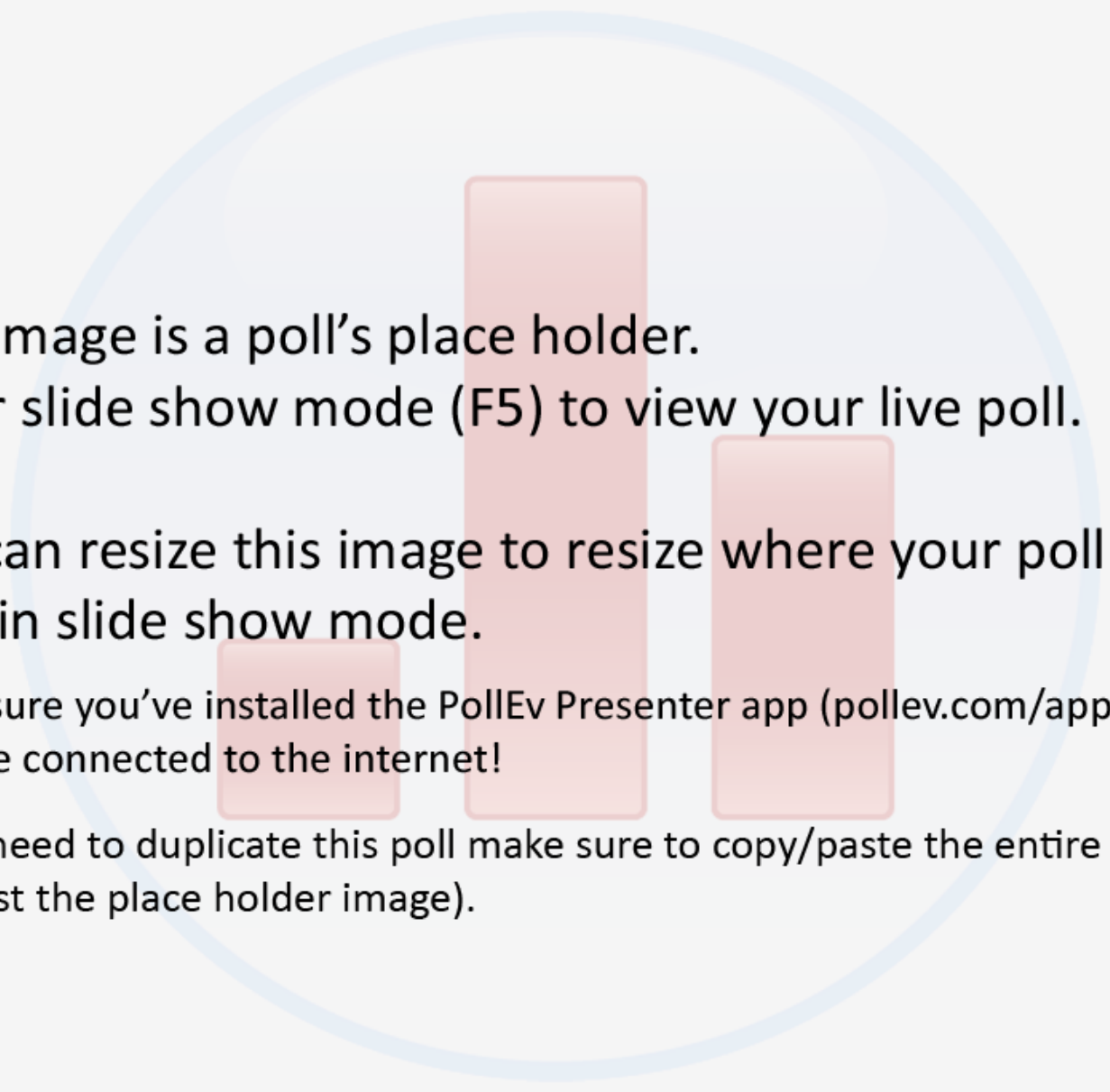
Which brings us to Assessment Librarians



Ball State University
Brigham Young University
Central Connecticut State
Claremont Colleges
Duquesne University
Franklin University
Harvard University
Illinois Institute of Technology
Massachusetts Institute of Technology
Oregon State University
Pulaski Technical College
State University of New York at Canton
University of Alberta Library
University of California, Irvine
University of Massachusetts Amherst
University of North Carolina Charlotte
University of South Carolina
University of Southern California
University of Washington
Washington State University
Western University



**Who does the
assessing?**



This image is a poll's place holder.
Enter slide show mode (F5) to view your live poll.

You can resize this image to resize where your poll will load in slide show mode.

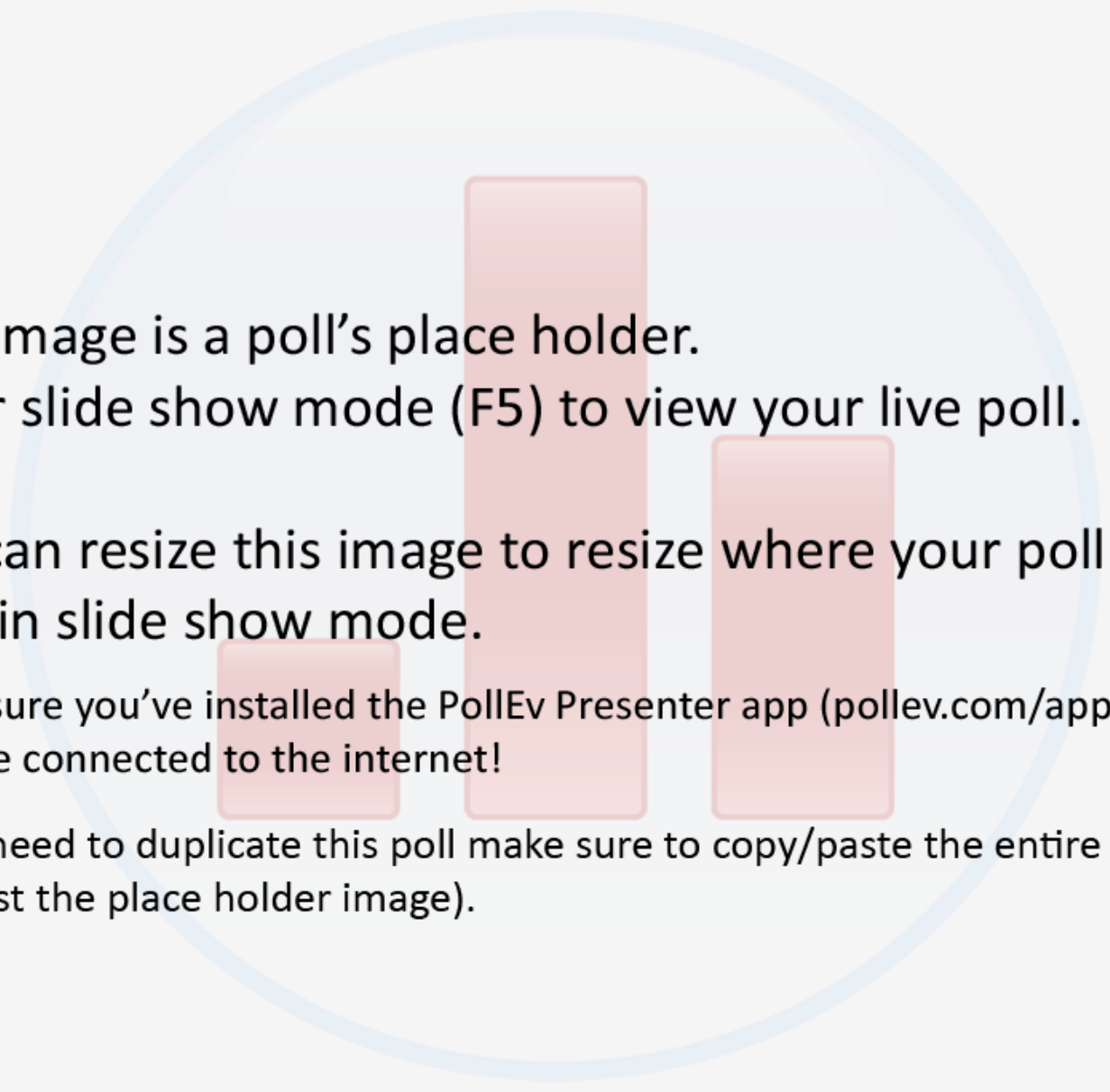
Make sure you've installed the PollEv Presenter app (pollev.com/app) and are connected to the internet!

If you need to duplicate this poll make sure to copy/paste the entire slide (not just the place holder image).

When were they created?

- Assessment librarian positions- between 2002-2007*
- Assessment departments- 2000 or later
- Taken together, most were created between 2005-2007*

*Note: The SPEC kit was published in 2007.



This image is a poll's place holder.
Enter slide show mode (F5) to view your live poll.

You can resize this image to resize where your poll will load in slide show mode.

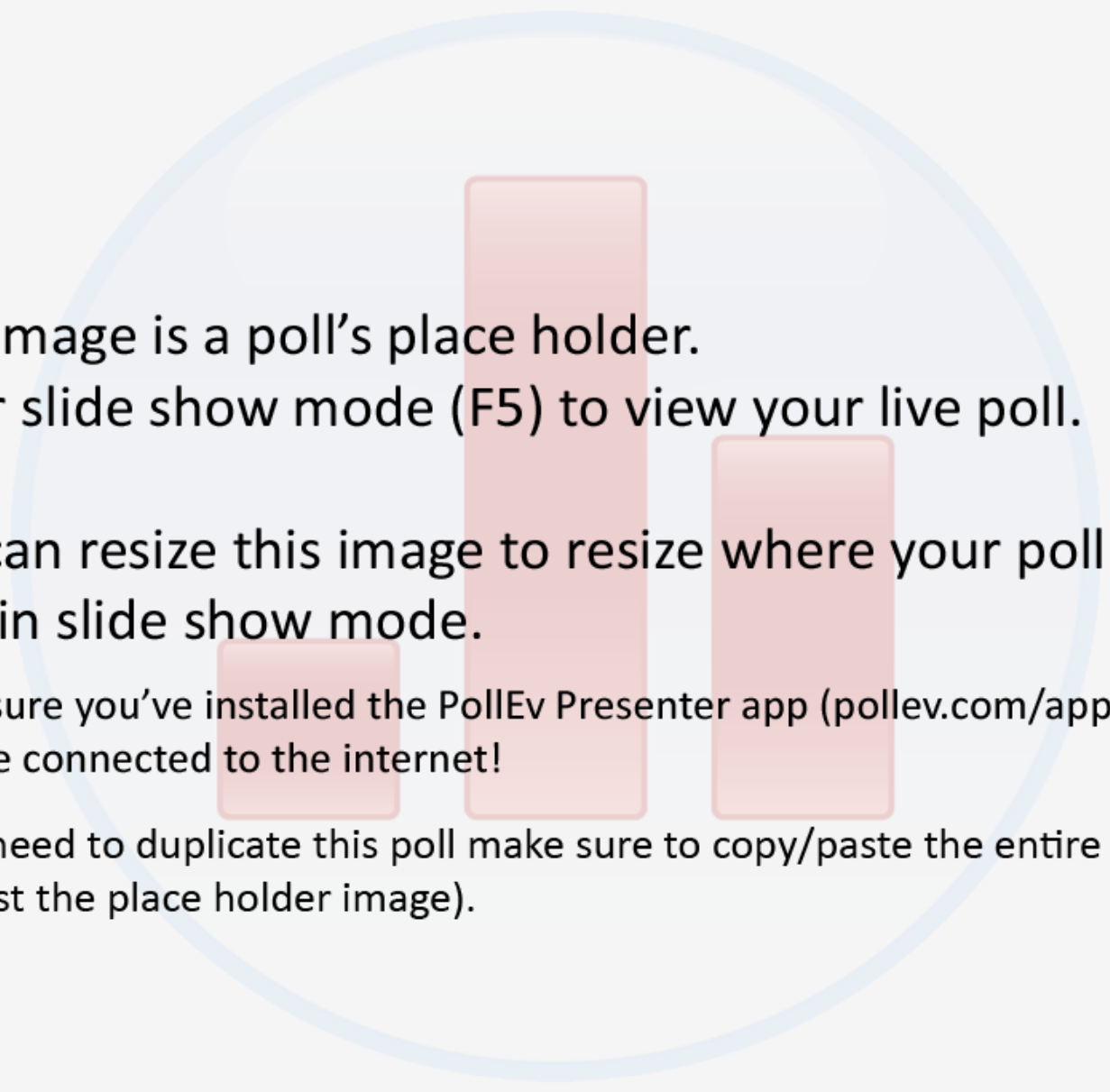
Make sure you've installed the PollEv Presenter app (pollev.com/app) and are connected to the internet!

If you need to duplicate this poll make sure to copy/paste the entire slide (not just the place holder image).

Which parts of the library are assessed?

- Website (usability)
- Electronic resources
- User instruction
- Reference
- Collections





This image is a poll's place holder.
Enter slide show mode (F5) to view your live poll.

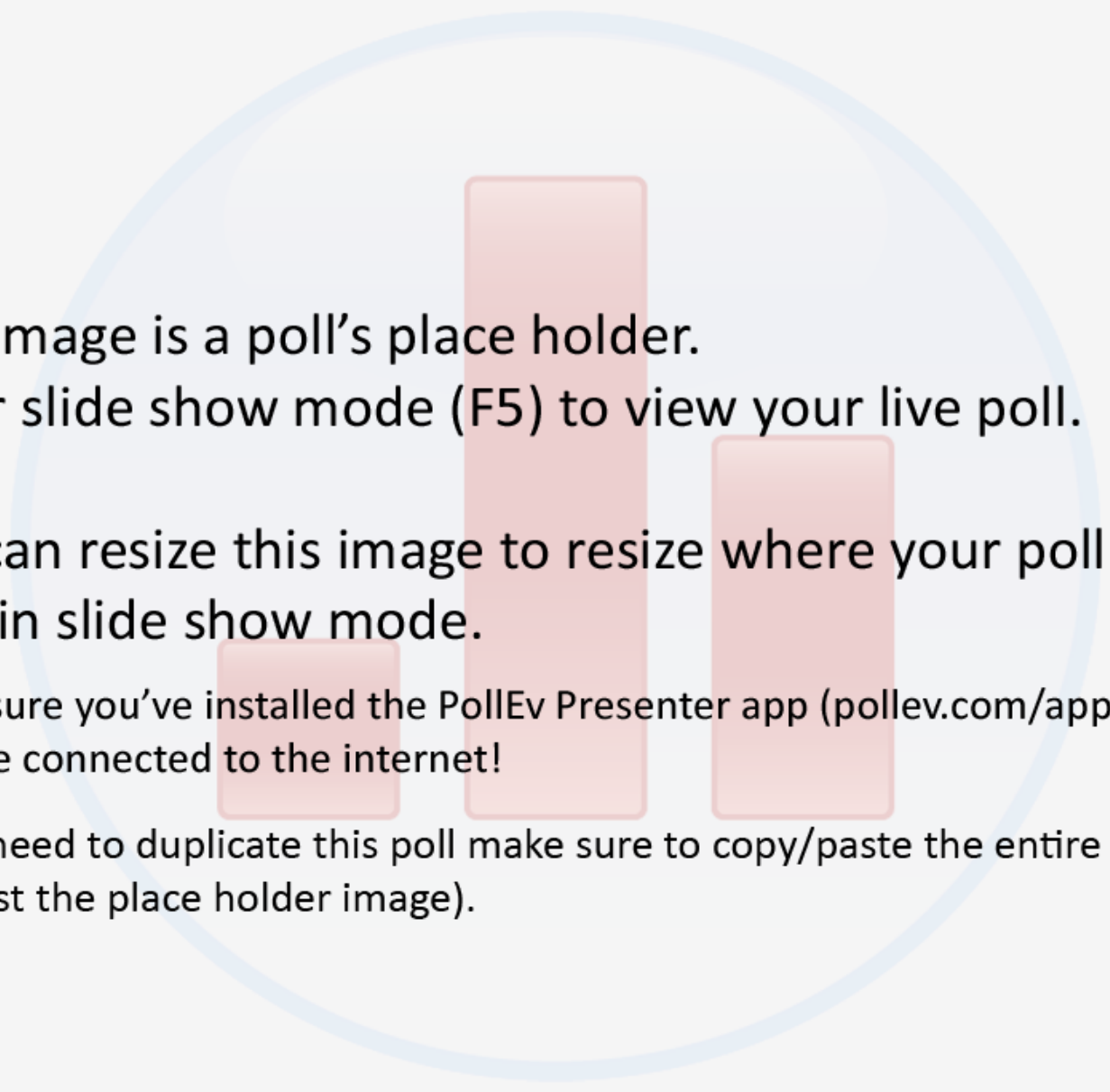
You can resize this image to resize where your poll will load in slide show mode.

Make sure you've installed the PollEv Presenter app (pollev.com/app) and are connected to the internet!

If you need to duplicate this poll make sure to copy/paste the entire slide (not just the place holder image).

What methods are used?

MOST POPULAR	LEAST POPULAR
Statistics gathering	Secret shoppers
Suggestion box	Balanced Scorecard
Web usability testing	Wayfinding studies
User interface usability	Worklife/organizational climate studies
Externally developed surveys	Unit cost analysis



This image is a poll's place holder.
Enter slide show mode (F5) to view your live poll.


You can resize this image to resize where your poll will load in slide show mode.

Make sure you've installed the PollEv Presenter app (pollev.com/app) and are connected to the internet!

If you need to duplicate this poll make sure to copy/paste the entire slide (not just the place holder image).

What **job duties** do assessment librarians have?

1. Consulting with staff on assessment needs – **95%**
2. **Analyzing, interpreting, & reporting on assessment data** – **91%**
3. Coordinating data collection and reporting (to ARL, IPEDS, etc.) – **68%**
4. Collaborating with non-library departments on campus – **59%**
5. Training staff on assessment practices – **55%**
6. Participating in strategic planning - **32%**



This image is a poll's place holder.
Enter slide show mode (F5) to view your live poll.

You can resize this image to resize where your poll will load in slide show mode.

Make sure you've installed the PollEv Presenter app (pollev.com/app) and are connected to the internet!

If you need to duplicate this poll make sure to copy/paste the entire slide (not just the place holder image).

Questions?



Sources

Articles

- Heath, F. (2011). Library assessment: The way we have grown. *Library Quarterly*, 81(1), 7-25.
- Hufford, J. R. (2013). A review of the literature on assessment in academic and research libraries, 2005 to August 2011. *portal: Libraries and the Academy*, 13(1), 5-35.
- Kyrillidou, M., & Cook, C. (2008). The evolution of measurement and evaluation of libraries: A perspective from the Association of Research Libraries. *Library Trends*, 56(4), p. 888-909.
- LibQUAL. (2013). History of LibQUAL+. Retrieved from http://libqual.org/about/about_lq/history_lq
- Molyneux, R. E. (1998). *The Gerould Statistics: 1907/08-1961/62* (2nd ed.). Retrieved from http://www.libqual.org/documents/admin/2012/1998_Molyneux_Gerould.pdf
- Shi, X., & Levy, S. (2005). A theory-guided approach to library services assessment. *College and Research Libraries*, 66(3), 266-277.
- Wright, S., & Whyte, L. (2007). *SPEC Kit 303: Library assessment*. Washington, DC: Association of Research Libraries.

Photo credits

- Slide 2: Flickr CC user knitting iris
- Slide 3: Still from *My Neighbor Totoro* from <https://film110sp12.pbworks.com/w/page/52237271/Environmentalism%20and%20Ecology%20in%20Totoro>
- Slide 4: Flickr CC user mdverde
- Slide 5: Facebook user dudafarias
- Slide 6: ARL Spec Kit from <http://publications.arl.org/Library-Assessment-SPEC-Kit-303/>
- Slide 7: Flickr CC user coleydude
- Slide 9: Flickr CC user Hey Paul Studios
- Slide 17: Flickr CC user Clever Cupcakes