

ScholarWorks@GSU

Parental Distress, Parenting Practices, and Child Adaptive Outcomes Following Traumatic Brain Injury

Authors	Micklewright, Jackie L.;King, Tricia Z.;O'Toole, Kathleen;Henrich, Christopher C;Floyd, Frank J.
Citation	Micklewright, J.L., King, T.Z., O'Toole, K., Henrich, C., & Floyd, F.J. (2012). Parental distress, parenting practices, and child adaptive outcomes following traumatic brain injury. <i>Journal of the International Neuropsychology Society</i> , 18(2), 343-50. https://doi.org/10.1017/S1355617711001792
DOI	https://doi.org/10.1017/S1355617711001792
Download date	2026-04-11 00:06:37
Link to Item	https://hdl.handle.net/20.500.14694/13287

Parental Distress, Parenting Practices, and Child Adaptive Outcomes Following Traumatic Brain Injury

Jackie L. Micklewright,^{1,2} Tricia Z. King,² Kathleen O'Toole,³ Chris Henrich,² AND Frank J. Floyd⁴

¹Department of Neuropsychology, Hennepin County Medical Center, Minneapolis, Minnesota

²Department of Psychology, Georgia State University, Atlanta, Georgia

³Department of Neuropsychology, Children's Healthcare of Atlanta at Scottish Rite, Atlanta, Georgia

⁴Department of Psychology, University of Hawaii, Honolulu, Hawaii

(RECEIVED June 14, 2011; FINAL REVISION November 30, 2011; ACCEPTED December 1, 2011)

Abstract

Moderate and severe pediatric traumatic brain injuries (TBI) are associated with significant familial distress and child adaptive sequelae. Our aim was to examine the relationship between parental psychological distress, parenting practices (authoritarian, permissive, authoritative), and child adaptive functioning 12–36 months following TBI or orthopedic injury (OI). Injury type was hypothesized to moderate the relationship between parental distress and child adaptive functioning, demonstrating a significantly stronger relationship in the TBI relative to OI group. Authoritarian parenting practices were hypothesized to mediate relationship between parental distress and child adaptive functioning across groups. Groups (TBI $n = 21$, OI $n = 23$) did not differ significantly on age at injury, time since injury, sex, race, or SES. Parents completed the Brief Symptom Inventory, Parenting Practices Questionnaire, and Vineland-II. Moderation and mediation hypotheses were tested using hierarchical multiple regression and a bootstrapping approach, respectively. Results supported moderation and revealed that higher parental psychological distress was associated with lower child adaptive functioning in the TBI group only. Mediation results indicated that higher parental distress was associated with authoritarian parenting practices and lower adaptive functioning across groups. Results suggest that parenting practices are an important area of focus for studies attempting to elucidate the relationship between parent and child functioning following TBI. (*JINS*, 2012, *18*, 343–350)

Keywords: Head injury, Family, Adolescence, Recovery, Adaptive outcomes, Indirect effects

INTRODUCTION

Traumatic brain injury (TBI) is a major cause of childhood death and disability in the United States (Centers for Disease Control, 2004). Given the high incidence of trauma to orbito-frontal and anterior temporal regions, moderate to severe TBIs are most commonly associated with neurobehavioral sequelae, reduced attention and processing speed, impaired learning and retrieval, and executive dysfunction (Lucas & Addeo, 2006). Significant variability in the capabilities of severely injured children implicates environmental, developmental, and familial correlates of recovery (Fletcher & Levin, 1998; Papero, Prigatano, Snyder, & Johnson, 1993; Yeates et al., 2002, 2004). While pediatric TBI undoubtedly exerts an impact on families, it has also been argued that the family environment itself can affect child functional outcomes post-injury (Taylor et al., 2001). It has been postulated that (1) neurocognitive and

functional impairments following TBI make children more vulnerable to family influences, (2) healthy family environments facilitate recovery, and (3) children and their families exert a dynamic and bidirectional influence upon one another; however, researchers continue to face several challenges associated with sorting out the nature and direction of these relationships (Taylor et al., 1999).

Wade, Taylor, Drotar, Stancin, and Yeates (1998) demonstrated that family burden following pediatric TBI includes stress associated with managing medical conditions, friends and family members' reactions to the injury, and disruptions to family processes. One of the greatest stressors faced by parents relates to the management of novel emotional and behavioral sequelae in the child with the injury (Taylor et al., 2001). Daily accumulation of minor stressors and major crises affect the parent–child relationship and parents' ability to effectively cope and address child rearing issues (Patterson, 1983). Parental distress has been found to correlate with a reliance on authoritarian parenting practices, which are characterized by higher levels of control and directiveness and lower levels of warmth and nurturance (Baumrind, 1991; Chapieski et al., 2005; Whaley, Pinto, & Sigman, 1999).

Correspondence and reprint requests to: Jackie L. Micklewright, Department of Neuropsychology, Hennepin County Medical Center, 701 Park Avenue South, Minneapolis, MN 55415. E-mail: jmicklewright1@gmail.com

Wade et al. (2003) examined the notion that children with TBI, relative to those with OI, may be more vulnerable to the negative effects associated with maladaptive parent–child interactions. While these researchers found no difference in overall parenting and problem solving orientations across groups, poor parent/family functioning was associated with a higher degree of criticism/coldness, perceived conflict, and reduced joint problem-solving in the TBI group only (Wade et al., 2003). Furthermore, parent ratings of perceived conflict accounted for a significant amount of the variance in child adaptive and behavioral functioning in the TBI group. Similarly, Chapieski et al. (2005) demonstrated that maternal anxiety about childhood epilepsy was significantly associated with increased reliance on overprotective and overly-directive parenting practices at one year post-diagnosis. Parental overprotectiveness was negatively correlated with child daily living and socialization skills. These studies were among the first to replicate and extend the link between familial distress, parenting practices, and long-term child adjustment in samples of children with neurological conditions.

More recently, Yeates, Taylor, Walz, Stancin, and Wade (2010) demonstrated that (1) authoritative parenting practices predicted improved social competence, and (2) permissive parenting practices predicted reduced social competence in a sample of 3- to 6-year-old children with TBI or OI. While higher levels of authoritarian and permissive parenting were found to moderate child behavioral adjustment following TBI, the relationship between these variables changed as a function of time since injury (Yeates et al., 2010). Specifically, a greater reliance on authoritarian parenting practices was associated with reduced behavior problems in the initial 6 months following TBI, but were associated with increased behavior problems by 18 months post-injury (Yeates et al., 2010). Parenting practices were not found to correlate with child adaptive functioning in the 6–18 months post-injury. These results highlight that the relationship between family environment and child outcomes may (1) be indirect and potentially mediated by parenting practices, and (2) vary as a function of time since injury (Yeates et al., 2010).

Previous research has demonstrated a relationship between the family environment and child functioning following neurological diagnosis (Chapieski et al., 2005; Yeates et al., 2010). Examining parenting practices is arguably the next step toward elucidating the nature of the relationship between parent and child functioning after TBI. Research of this type may provide important considerations that assist with the development of family-based interventions in this population (Taylor et al., 2001). The current study sought to provide further support for the relationship between parental psychological distress, parenting practices, and child adaptive functioning following moderate to severe TBI or OI. Injury type was proposed to moderate, or alter the strength, of the relationship between parental distress and child adaptive functioning. Specifically, we hypothesized that higher levels of parental psychological distress would be associated with lower levels of child adaptive functioning, with a stronger association following pediatric TBI relative to OI (see Figure 1, path c for

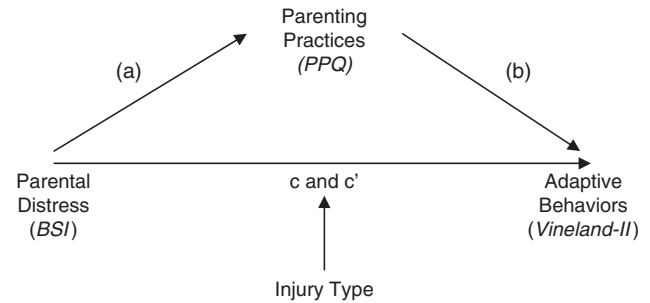


Fig. 1. Proposed moderation and mediational models represented together, hypotheses tested separately.

moderation hypothesis). Furthermore, parenting practices were proposed to mediate the relationship between parental distress and child adaptive outcomes in the two injury groups. Specifically, it was hypothesized that higher levels of parental psychological distress would be associated with a greater reliance on authoritarian parenting practices and reduced child adaptive functioning across groups (see Figure 1, paths a, b).

METHOD

Participants

Children and adolescents with moderate and severe closed and non-penetrating open head injuries were recruited from the Day Rehabilitation Program of a large southeastern children's hospital system. All participants received inpatient care on a Comprehensive Inpatient Rehabilitation Unit before their release to Day Rehabilitation. A sample of children and adolescents who were treated/triaged in the Emergency Department for orthopedic injuries requiring inpatient observation, treatment (e.g., set fracture, cast), or surgery (e.g., procedures requiring an IV or sedation) served as the comparison sample. Participants were not excluded from participation based on the type of orthopedic injury sustained. Common orthopedic injuries in this sample included tibia-fibia, radius, and femur fractures.

A HIPAA Waiver of Authorization for Research granted by the IRBs allowed the review of medical records before recruitment. This was done to ensure that all participants met inclusionary criteria before initiating contact. All participant data was obtained in compliance with institutional regulations. To be eligible for recruitment, potential participants were required to (1) be between the ages of 8–17 at the time of injury, and (2) able to participate 12–36 months post-injury. Additionally, participants with TBIs were required to have a Glasgow Coma Scale (GCS) score between 3 and 12T (T denotes tracheal intubation). GCS scores are typically assigned at the time of a traumatic injury or hospital/ER admission. GCS scores are calculated by rating the patient across three domains; eye opening, verbal, and motor responsivity (McNett, 2007). Glasgow Coma Scale score ratings may be taken when children are both intubated and medicated/sedated. The lowest

post-resuscitation Glasgow Coma Scale score on file in participants' medical records was used to quantify brain injury severity. Children/adolescents were classified in the severe brain injury group if their lowest Glasgow Coma Scale score was between 3 and 8 (T) and into the moderate brain injury group if it was between 9 and 12 (T).

Following the medical record review, 72 patients with TBI and 251 patients with OI injuries were deemed eligible for recruitment ($N = 323$ met inclusionary criteria). Given that we had access to many fewer children with TBIs relative to OIs, the families of children with TBIs were initially contacted via letter and telephone calls. All eligible and consenting families of children with TBI were enrolled in the study. Acknowledging previous work that has demonstrated a relationship between age at injury and recovery trajectories, we recruited our OI sample to have a similar age range as our TBI sample (Anderson & Moore, 1995; Ewing-Cobbs et al., 1997; Taylor & Alden, 1997). Specifically, we attempted to obtain an equal distribution of TBI and OI participants across two pre-defined age ranges (i.e., pre-adolescents ages 8–12 and adolescents ages 13–17). As a result of this approach, the two groups did not differ significantly on age at injury ($\chi^2(1,42) = .32; p = .57$). The mean age at injury was 13.5 ($SD = 2.64$) for children with TBIs and 14.1 ($SD = 2.41$) for children with OIs.

Contact was established with 40 of 72 eligible families in the TBI group and 106 of 251 eligible families in the OI group. Six families in the TBI group (15%) and 58 families in the OI group (54.7%) declined participation in the study. No significant differences were observed in the gender ($\chi^2 = 1.56; p > .05$) or racial ($\chi^2 = 9.78; p > .05$) composition of participants in the no contact, declined participation, and study groups. However, a significant difference was observed across groups in mean age at the time of injury ($F(1,299) = 7.4; p = .001$). *Post hoc* tests revealed that children in the declined participation group were significantly older ($M = 14.3; SD = .25$) than those in the no contact ($M = 13.1; SD = .17$) and study ($M = 13.4; SD = .33$) groups.

At the time of recruitment and initial contact, families were screened and participants were excluded based on the presence of preexisting (1) DSM-IV diagnoses of mental retardation or a pervasive developmental disorder, or (2) neurological or serious medical conditions/treatments with CNS implications. Orthopedic participants were excluded if they sustained a co-morbid brain injury. With the exception of one participant whose GCS was documented as "14-15," all participants in the orthopedic group had documented lowest GCS scores of 15. Participants were also excluded if they were non-native English speakers. This additional telephone and record screening resulted in the exclusion of 3 families in the TBI group and 19 in the OI group. Furthermore, 10 participants in the TBI group and 6 participants in the OI group failed to attend their research appointment. Forty-four participants with TBI ($n = 21$) or OI ($n = 23$) were included in the analyses. Child/adolescent participants in the TBI and OI groups did not differ significantly on age at the time of injury, time since injury, race, sex, or socio-economic strata (see Table 1).

Procedure

All but three of the study participants arrived to their research appointment accompanied by their biological mother. Two children were accompanied by their biological father, and one was accompanied by his step-mother (legal guardian). All adult participants identified themselves as one of their child's primary caregivers. The research appointment was conducted at the children's hospital where the participants were treated following their injury. Participation in the study took approximately 2 h for parents and 45 min for child/adolescent participants. A few of the families of children with TBIs were unable to participate in person ($n = 3$) and were allowed to participate via mail if their child had pre or post-injury neuropsychological data on-file in the Department of Neuropsychology. Thirty dollars compensation was provided to families upon completion of the study.

Measures

Parents completed demographic questionnaires, the Hollingshead Four Factor Index of Social Status, the Brief Symptom Index, the Parenting Practices Questionnaire, and the Vineland Adaptive Behavior Scales-II. Following assent, child/adolescent participants completed a demographic questionnaire and were administered the Wechsler Abbreviated Scale of Intelligence (WASI).

Socio-economic strata

The Hollingshead Four Factor Index of Social Status has been widely validated in psychological research and estimates family SES based on the education and occupation of each employed person who shares the financial responsibility of maintaining the home and supporting the family (Bornstein, Hahn, Suwalsky, & Haynes, 2003; Hollingshead, 1975). Raw scores on the Hollingshead can range from 8–66 and are converted to 1 of 5 social strata scores (Hollingshead, 1975). Participants with TBI and OI did not differ significantly on family social strata scores on the Hollingshead. Family economic resources were also assessed by asking parents to report on their insurance status at the time of their child's injury. Family insurance status was a dichotomous variable that represented whether or not the medical costs associated with their child's injury were covered by personal/private health insurance or governmentally funded insurance (Medicare/Medicaid). Family insurance status was examined for (1) differential representation across the two injury groups, and (2) a significant relationship with the Vineland-II Adaptive Behavior Composite.

Parental distress

The Brief Symptom Inventory (BSI) is a widely used and standardized, 53-item, self-report measure designed to reflect psychological symptom patterns in a variety of populations including community dwellers (Derogatis, 1993). The measure has been shown to be highly reliable and valid and has been widely used in research examining parental distress following pediatric TBI (Derogatis, 1993; Yeates et al., 2010). The Global Symptom Index is the summary score that reflects distress

across all of the symptom dimensions by summing the scores and dividing the sum by the total number of responses. Scores on the GSI of the BSI were converted to Z-scores and were used as a measure of parental psychological distress in the 12–36 months post-injury.

Parenting practices

The Parenting Practices Questionnaire (PPQ) is an empirically designed 62-item parent report measure that assesses parenting practices and styles associated with Baumrind's parenting typology (Robinson, Mandleco, Frost Olsen, & Hart, 1995). For each item parents decide whether they 1 = never, 2 = once in awhile, 3 = approximately half of the time, 4 = very often, or 5 = always engage in that practice with their child. The PPQ, which has also been referred to as the Parenting Styles and Dimensions Questionnaire (PSDQ), was praised in Locke and Prinz's (2002) review of parenting measures as one of the few instruments available with psychometrically defensible subscales relating to both parental nurturance and discipline. Cronbach's alphas have been found to be robust for the authoritative and authoritarian domains ($r = 0.86–0.91$) (Robinson et al., 1995). Reliability estimates have been shown to be strong ($r = 0.73–0.89$) in an ethnically and socially diverse population and examinations into the convergent validity of the measure have indicated otherwise sound psychometric properties (Gamble, Ramakumar, & Diaz, 2007; Winsler, Madigan, & Aquilino, 2005).

The four subscales comprising the authoritative parenting scale are warmth and involvement (11 items), reasoning/induction (7 items), democratic participation (5 items), and good natured/easy going (4 items). The three subscales comprising the permissive parenting scale are lack of follow-through (6 items), ignoring misbehavior (4 items), and self-confidence (5 items). The four subscales comprising the authoritarian parenting scale are verbal hostility (4 items), corporal punishment (6 items), non-reasoning punitive strategies (6 items), and directiveness (4 items). Four items from the authoritarian domain that focused on corporal punishment were excluded for ethical reasons. Given that a belief in and the use of corporal punishment are consistent with an authoritarian parenting style, eliminating these items likely reduced the range of scores on this measure and may have attenuated our effects somewhat (by reducing the reliability of the measure and its associations with other study variables). However, despite these minor alterations, the alpha coefficient for the total PPQ remained very good in our sample ($\alpha = 0.79$). Alpha coefficients were also adequate in the authoritarian ($\alpha = 0.75$), permissive ($\alpha = 0.70$), and authoritative ($\alpha = 0.89$) parenting domains. For the purposes of the current study, participants' mean item responses on the authoritarian, authoritative, and permissive domains of the PPQ were used as a measure of parenting practices.

Child adaptive functioning

The Vineland Adaptive Behavior Scale II (Vineland-II) is the second generation of a widely standardized parent

report measure that uses a rating scale to assess child communicative, social and daily living skills, and physical functioning (Sparrow, Cicchetti, & Balla, 2005). The second edition of the Vineland is supported by psychometric data in the technical manual (Sparrow et al., 2005). The manual reports good split half reliability coefficients for children and adolescents ages 9–19 on the adaptive behavior composite ($r = 0.94$ to 0.97). Test–retest reliabilities are provided by age, with subdomain reliabilities ranging from ($r = 0.74$ to 0.93) for ages 7 to 21. Test–retest reliability for the adaptive behavior composite was good for children/adolescents ages 7 to 13 ($r = 0.93$) and 14 to 21 ($r = 0.83$). A great deal of pediatric brain injury research has used the Vineland as an outcome measure due to its applicability to children of all ages and developmental levels (de Bildt, Kraijer, Sytema, & Minderaa, 2005; Papero et al., 1993; Taylor et al., 2002). For the purposes of the current study, the adaptive behavior composite which reflects an individual's capabilities across domains was used as the best estimate of overall adaptive functioning. Adaptive behavior composite and domain standard scores generated by the Vineland computer scoring program were converted to Z-scores for analysis (Sparrow, Cicchetti, & Balla, 2005).

Child intellectual functioning

Verbal Intellectual Quotient (VIQ) scores on Wechsler scales of intelligence (WISC-III, 2/4 subtest WASI) were used to estimate participants' level of intellectual functioning. WISC-III and WASI VIQ subtests are reliable and valid, assess similar content areas, and correlate ($r = 0.82$) highly (Sattler & Hoge, 2006). None of the participants' pre- ($n = 1$) or post-injury ($n = 43$) neuropsychological testing indicated VIQ scores below 70.

RESULTS

Data Analysis

T tests and χ^2 analyses were used to determine if the two injury groups differed significantly on the demographic variables, BSI, PPQ, or Vineland-II (see Tables 1 and 2). Participant insurance status was a confounding variable and was entered as a covariate into all analyses. Hierarchical multiple regression was used to test the moderation hypotheses. Bootstrapped estimates of the indirect effect/association were used to test the mediational models given criticisms of (1) the traditionally low power in the Baron and Kenny model (1986), and (2) the questionable validity of the Sobel test in small samples with non-normal sampling distributions (Preacher & Hayes, 2004). The significance of indirect effects is determined by examining (1) the strength of the relationships among variables (i.e., significance of unstandardized regression coefficients), and (2) the 95% confidence intervals for the exclusion of zero between the upper and lower bounds (Preacher, Rucker & Hayes, 2007).

Table 1. Sample characteristics and medical data by injury group ($N = 44$)

	TBI $M (SD)$	OI $M (SD)$
Time since injury	23.3 (6.2)	22.4 (6.5)
Mean age at injury	13.5 (2.6)	14.1 (2.6)
Male to female ratio	12:9	12:11
White to non-White ratio	12:9	17:6
Insured to uninsured*	13:8	21:2
Median Hollingshead Social Strata	2.0 (1.4)	1.0 (.79)
Median Glasgow Coma Scale score	4.0	15.0
Length of day rehabilitation	40.0 (27.2)	NA
Verbal Intelligence Quotient**	97 (13.9)	109 (11.4)

Note. Time since injury in months. Age at the time of injury in years. Insurance status is a dichotomous variable representing whether or not participants had privately funded insurance at the time of their injury. Length of day rehabilitation stay in days between admission and discharge. Verbal Intelligence Quotient reported in standard scores ($M = 100, SD = 15$). * $p < .05$; ** $p < .01$.

Table 2. Descriptive statistics and examination of mean differences between the TBI and OI groups on measures of adaptive functioning, parental distress and parenting practices

	TBI		OI	
	M	SD	M	SD
Vineland Adaptive Behavior Composite*	94.8	21.1	107.5	15.7
BSI Global Symptom Index***	57.5	10.4	46.2	11.5
PPQ Authoritarian Parenting Practices	2.13	0.40	2.17	0.42
PPQ Permissive Parenting Practices	2.05	0.47	2.04	0.32
PPQ Authoritative Parenting Practices	4.03	0.45	3.98	0.38

Note. Vineland-II Adaptive Behavior Composite reported in standard scores ($M = 100, SD = 15$). BSI reported in T-scores ($M = 50, SD = 10$), PPQ reported in mean item ratings. * $p < .05$; *** $p < .001$.

One-tailed tests of significance were completed to test our directional hypotheses.

Injury type moderates the relationship between parental distress and child adaptive functioning

A hierarchical multiple regression was completed to examine the hypothesis that injury type moderates the relationship between parental distress and overall child adaptive functioning. After controlling for insurance status ($\beta = 0.22; p = .13$) and parental distress ($\beta = -0.74; p < .01$), no significant main effect was observed for injury type ($\beta = 0.07; p > .05$) on overall adaptive functioning. The interaction between injury type and parental distress was significant ($\beta = 0.49; p = .01$). Specifically, a significant relationship between parental distress and overall child adaptive functioning was observed in the TBI ($\beta = -0.74; p = .001$), but not in the OI ($\beta = -0.05; p > .05$) group (see Figure 2).

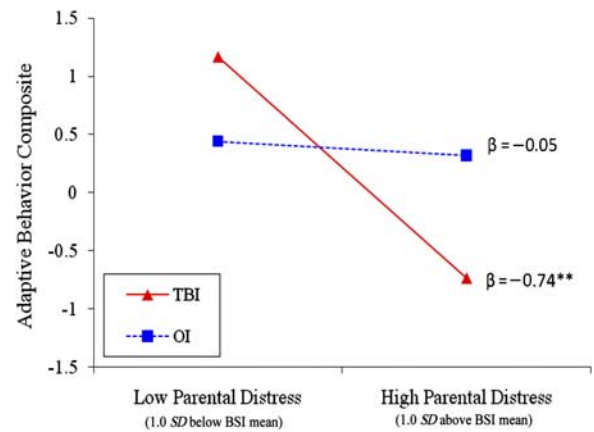


Fig. 2. The relationship between parental distress and overall child adaptive functioning by injury type.

Parenting practices

Bootstrapped estimates revealed the presence of a significant indirect association between parental distress ($B = -.17; SE = .10$) and child adaptive functioning through authoritarian parenting practices (95% CI, $-.38, -.007$) and demonstrated that the indirect effect differs significantly from zero at $p < .05$ (two-tailed) (see Figure 3). An examination of the unstandardized regression coefficients revealed that (1) higher parental distress was associated with a greater reliance on authoritarian parenting practices and (2) authoritarian parenting practices were associated with lower child adaptive functioning. The total relationship ($B = -.41; p < .05$) between parental distress and child adaptive functioning decreased notably ($c-c' = .16; B = -.25; p = .11$) and was no longer significant after controlling for the influence of authoritarian parenting practices.

Bootstrapped estimates did not support the presence of a significant indirect association between parental distress ($B = .00; SE = .07$) and child adaptive functioning through permissive parenting practices (95% CI, $-.10, .22$). Bootstrapped estimates also did not support the presence of a significant indirect association between parental distress ($B = .00; SE = .02$) and child adaptive functioning through authoritative parenting practices (95% CI $-.07, .04$).

DISCUSSION

The current study examined the association between parental psychological distress, parenting practices, and adaptive functioning 12–36 months following pediatric traumatic brain or orthopedic injury. Consistent with previous research, parents of children with TBI reported significantly higher rates of psychological distress than parents of children with OI (Wade et al., 1998). We focused primarily on parent ratings of emotional distress; however, it is quite possible that child-rearing challenges that emerged following TBI at least partially accounted for elevated distress levels. While our TBI and OI samples did not vary greatly across demographic variables at baseline, we also cannot rule out the potential

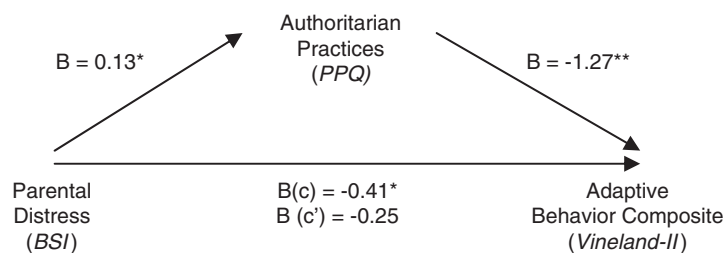


Fig. 3. Indirect and direct associations between parental distress, authoritarian parenting practices, and child adaptive functioning.

influence of pre-injury parental burden on post-injury ratings of stress or coping difficulties (Wade et al., 1998).

Our results demonstrate that higher levels of parental distress were significantly associated with lower child adaptive functioning in the 12–36 months following TBI but not OI. While our findings demonstrate an association between parental psychological distress and child adaptive functioning following TBI, the cross-sectional nature of our study precludes us from making assertions about causality or the direction of this relationship. From a directionality standpoint, there is the potential for there to be a reciprocal or mutual influence among these variables (Patterson, 1982; Taylor et al., 2001). It is possible that (1) higher parental distress contributes to lower child adaptive functioning, or alternatively, (2) that adaptive limitations in children with TBIs result in increased levels of parental distress and burden (Aitken et al., 2009).

Level of parental psychological distress was not significantly associated with child adaptive functioning following orthopedic injury. If this finding were to be replicated prospectively it would lend further support to the notion that children with TBIs are more vulnerable than children with OIs to the negative effects of maladaptive familial and social environments (Taylor et al., 1999; Wade et al., 2003, 2011). In terms of the current study, we must also consider several other factors that might account for the absence of a significant relationship among these variables in the OI group. First and foremost, there was a greater degree of variability in child adaptive functioning in the TBI group. Greater variability in the TBI sample, and therefore greater variance to be accounted for by the variables of interest, may have contributed to our ability to detect a significant association despite the rather small sample size. A stronger association between parental distress and child adaptive functioning may be seen in a larger or more demographically heterogeneous OI sample, or in a group of children/adolescents who sustained more severe physical injuries.

Our second aim was to examine whether the association between parental psychological distress and child adaptive functioning is mediated by authoritarian, permissive, or authoritative parenting practices. Consistent with our mediation hypothesis, results revealed that authoritarian parenting practices partially account for the relationship between parental distress and child functioning across injury groups. Specifically, higher levels of parental distress were associated

with a higher endorsement of authoritarian parenting practices. Authoritarian parenting practices were associated with lower levels of child adaptive functioning. Furthermore, the relationship between parental distress and child adaptive functioning decreased notably and was no longer significant after controlling for authoritarian parenting practices. Permissive and authoritative parenting practices were not significantly associated with parental distress or child adaptive functioning following traumatic injury. Overall, these findings appear largely consistent with recent research that has demonstrated that 1) parental negativity is closely related to the emergence of child behavioral difficulties following severe TBI, and 2) that the influence of parental harshness following TBI may be more potent than that of parental warmth (Wade et al., 2011).

The question of causality and whether parental distress and authoritarian parenting practices contribute to lower child adaptive functioning, or whether lower child adaptive functioning results in greater parental distress and reliance on authoritarian parenting practices (i.e., directive, hostile, non-reasoning/punitive), cannot be known by looking at the relationship among these variables cross-sectionally. Several potential explanations for our results could be proposed including the possibility that higher parental distress results in the adoption of a more directive parenting approach that functions to restrict child autonomy and the development of adaptive living skills. Alternatively, it may be that a greater degree of child sequelae (in the form of behavioral and adaptive limitations) contributes to greater distress for parents and elicits authoritarian parenting behaviors. Previous researchers have proposed that a reciprocal process exists, whereby child behavior/sequelae elicits an aversive parental response (i.e., distress, authoritarian parenting) or *vice versa*. Regardless of directionality, these processes may contribute to maladaptive interactions and reduced functioning in both parties (Patterson, 1983; Taylor et al., 2001). These alternative explanations, as well as the Yeates et al. (2010) finding that the relationship between parenting and child functioning changes over time, highlight the need for more longitudinal studies of parenting following pediatric TBI.

Our findings fit nicely alongside previous studies that have examined discrete aspects of the family environment as mediators and moderators of the relationship between parent/family functioning and child outcomes following TBI.

Wade, Taylor, Drotar, Stancin, and Yeates (2004) have highlighted the influence of the quality (supportive vs. stressful) and nature of interpersonal relationships (friend, family, spouse) on parental functioning and child outcomes following traumatic injury. Furthermore, research over the past decade has focused on the myriad challenges facing families of children with TBIs and has led to a greater focus on the development of family-based interventions to decrease parental distress and facilitate positive psychosocial outcomes (Wade, Michaud, & Brown, 2006). In 2006, Wade and colleagues examined the efficacy of a family problem-solving intervention for children with TBIs. Following this 6-month intervention, these researchers found significantly reduced child internalizing symptoms, depression/anxiety, and withdrawal in the intervention group. Unfortunately, there was no evidence of reduced parental distress or parent-child conflict in the intervention group. Wade et al. felt that their intervention may have benefitted from equalizing the focus on both parent and child problem solving and stress management skills. They also highlighted the continued need for researchers to examine parenting practices and parent functioning/adaptation beyond psychiatric symptomatology.

Strengths of the current study include the use of TBI and OI samples that did not differ significantly in demographic variables, our consideration of neurodevelopmental variables, and the use of a sound statistical approach. By excluding children who sustained injuries at very young ages, we were able to (1) examine the effect of TBI on adaptive outcomes in children who developed typically for the first 8 years of life, and (2) reduce the amount of variance that could be accounted for by large differences in the timing of the disruption to neurocognitive development. Furthermore, assessing participants 12–36 months post-injury allowed us to examine their functioning following the acute recovery period.

Inferences drawn from the current study are limited by several factors including the small sample size, which reflected low rates of recruitment in both the TBI and OI samples. With the exception of a slightly higher age at injury among the children comprising the “declined participation” group, there was no evidence of selectivity in terms of demographic and background characteristics. Nonetheless, unknown factors that influenced whether families chose to participate might also have affected the pattern of relationships that emerged in the study. Shared method variance and retrospective recall biases, may have also introduced an unknown degree of variability into the ratings of parental distress, parenting practices, and child adaptive functioning. Specifically, premorbid parental psychological functioning, family stress, or child behavioral or psychiatric difficulties may have served to influence parents’ ratings of their children in the 12–36 months post-injury. Additionally, our study is somewhat limited by its focus on adaptive functioning to the exclusion of behavioral problems and social competence. These limitations, as well as the previously discussed potential for a reciprocal relationship among the variables of interest, should be taken into account in the design and implementation of family-focused studies of pediatric TBI.

Potential avenues for future endeavors include longitudinal examinations of the relationship between distress, parenting practices and child behavioral difficulties, social problem solving skills, and adaptive functioning following brain injury. The nature of the relationship among these variables likely varies over the course of recovery and development (Yeates et al., 2010). Replication and extension of Yeates et al.’s (2010) recent work in a pre-adolescent/adolescent sample could explore whether the authoritarian parenting practices, that may have been useful for parents initially following their child’s injury, correlate with reduced exposure to the activities that support the development of necessary competencies later in recovery. Future work could also focus on determining whether parents who initially engage in more authoritarian practices become more permissive over time as a result of feeling overwhelmed or worn down by child-rearing challenges. Comprehensive, prospective studies are needed to determine the strength and direction of the relationship among these variables over time, as this may assist in the development of targeted family-based interventions for facilitating child outcomes and quality of life following traumatic brain and orthopedic injury.

ACKNOWLEDGMENTS

We are grateful to our participants and their families who gave their time to make this research possible. The research described in this study was supported by dissertation grants to Jackie Micklewright from the American Psychological Association and Georgia State University Research Foundation. Funding for Jackie Micklewright was also provided by the Georgia State University Brains & Behavior Research Fellowship. This research was also recognized by Division 22 of the American Psychological Association, the Department of Veterans Affairs Rehabilitation Research and Development Service, and the North American Brain Injury Society’s Charles W. Haynes Fellowship Award. There are no conflicts of interest associated with the current study.

REFERENCES

- Aitken, M.E., McCarthy, M.L., Slomine, B.S., Ding, R., Durbin, D.R., & Jaffe, K.M., ... the CHAT Study Group. (2009). Family burden after traumatic brain injury. *Pediatrics*, *123*(1), 199–206.
- Anderson, V., & Moore, C. (1995). Age at injury as a predictor of outcome following pediatric head injury: A longitudinal perspective. *Child Neuropsychology*, *1*, 187–202.
- Baron, R.M., & Kenny, D.A. (1986). The mediator-moderator variable distinction in social psychological research: Conceptual, strategic, and statistical considerations. *Journal of Personality and Social Psychology*, *51*, 1173–1182.
- Baumrind, D. (1991). Effects of authoritative parental control on child behavior. *Child Development*, *37*, 887–907.
- Bornstein, M.H., Hahn, C.S., Suwalsky, J.T., & Haynes, O.M. (2003). Socioeconomic status, parenting, and child development: The Hollingshead Four-Factor Index of Social Status and the Socioeconomic Index of Occupations. In M.H. Bornstein & R.H. Bradley (Eds.), *Socioeconomic status, parenting, and child development*. New Jersey: Lawrence Erlbaum Associates, Publishers.
- Centers for Disease Control and Prevention, Division of Injury and Disability Outcomes and Progress. (2004). Traumatic brain injury

- in the United States: Emergency department visits, hospitalizations, and deaths. Retrieved from www.cdc.gov
- Chapieski, L., Brewer, V., Evankovich, K., Culhane-Shelburne, K., Zelman, K., & Alexander, A. (2005). Adaptive functioning in children with seizures: Impact of maternal anxiety about epilepsy. *Epilepsy & Behavior, 7*, 246–252.
- De Bildt, A., Kraijer, D., Sytema, S., & Minderaa, R. (2005). The psychometric properties of the Vineland Adaptive Behavior Scales in children and adolescents with mental retardation. *Journal of Autism and Developmental Disorders, 35*, 53–62.
- Derogatis, L.R. (1993). *BSI: Brief Symptom Inventory*. Minneapolis, MN: NCS Pearson, Inc.
- Ewing-Cobbs, L., Fletcher, J., Levin, H., Francis, D., Davidson, K., & Miner, M. (1997). Longitudinal neuropsychological outcome in infants and preschoolers with traumatic brain injury. *Journal of the International Neuropsychological Society, 3*, 581–591.
- Fletcher, J., & Levin, H. (1998). Neurobehavioral effects of brain injury in children. In D. Routh (Ed.), *Handbook of pediatric psychology* (pp. 258–295). New York: Guilford.
- Gamble, W.C., Ramakumar, S., & Diaz, A. (2007). Maternal and paternal similarities and differences in parenting: An examination of Mexican American parents of young children. *Early Childhood Research Quarterly, 22*, 72–88.
- Hollingshead, A.B. (1975). *Four factor index of social status*. New Haven, CT: Yale University.
- Locke, L.M., & Prinz, R.J. (2002). Measurement of parental discipline and nurturance. *Clinical Psychology Review, 22*, 895–929.
- Lucas, J.A., & Addeo, R. (2006). Traumatic brain injury and postconcussion syndrome. In P.J. Snyder, P.D. Nussbaum, & D.L. Robins (Eds.), *Clinical neuropsychology: A pocket handbook for assessment* (pp. 351–380). Washington, DC: American Psychological Association.
- McNett, M. (2007). A review of the predictive ability of the Glasgow Coma Scale Scores in head-injured patients. *Journal of Neuroscience Nursing, 39*, 68–75.
- Papero, P.H., Prigatano, G.P., Snyder, H.M., & Johnson, D.L. (1993). Children's adaptive behavioural competence after head injury. *Neuropsychological Rehabilitation, 3*, 321–340.
- Patterson, G.R. (1982). *A social learning approach, Vol. 3. Coercive family process*. Eugene, Oregon: Castalia Publishing Company.
- Patterson, G.R. (1983). Stress, coping, and development in children. In N. Garnezy & M. Rutter (Eds.), *Stress, coping, and development in children*. New York, NY: McGraw Hill Book Company.
- Preacher, K.J., & Hayes, A.F. (2004). SPSS and SAS procedures for estimating indirect effects in simple mediation models. *Behavior Research Methods, Instruments, & Computers, 26*, 717–731.
- Preacher, K.J., Rucker, D.D., & Hayes, A.F. (2007). Assessing moderated mediation hypotheses: Theory, methods, and prescriptions. *Multivariate Behavioral Research, 42*, 185–227.
- Robinson, C.C., Mandlco, B., Frost Olsen, S., & Hart, C.H. (1995). Authoritative, authoritarian, and permissive parenting practices: Development of a new measure. *Psychological Reports, 77*, 819–830.
- Sattler, J.M., & Hoge, R.D. (2006). *Assessment of children: Behavioral, social, and clinical foundations*. San Diego: Jerome M. Sattler, Publisher, Inc.
- Sparrow, S.S., Cicchetti, D.V., & Balla, D.A. (2005). *Vineland Adaptive Behavior Scales: Second Edition (Vineland II)*. Circle Pines, MN: AGS Publishing.
- Taylor, H.G., & Alden, J. (1997). Age-related differences in outcomes following childhood brain insults: An introduction and overview. *Journal of the International Neuropsychological Society, 3*, 555–567.
- Taylor, H.G., Yeates, K.O., Wade, S.L., Drotar, D., Klein, S.K., & Stancin, T. (1999). Influences on first-year recovery from traumatic brain injury in children. *Neuropsychology, 13*, 76–89.
- Taylor, H.G., Yeates, K.O., Wade, S.L., Drotar, D., Stancin, T., & Burant, C. (2001). Bidirectional child-family influences on outcomes of traumatic brain injury in children. *Journal of the International Neuropsychological Society, 7*, 755–767.
- Taylor, H.G., Yeates, K.O., Wade, S.L., Drotar, D., Stancin, T., & Minich, N. (2002). A prospective study of short- and long-term outcomes after traumatic brain injury in children: Behavior and Achievement. *Neuropsychology, 16*, 15–27.
- Wade, S.L., Cassedy, A., Walz, N.C., Taylor, H.G., Stancin, T., & Yeates, K.O. (2011). The relationship of parental warm responsiveness and negativity to emerging behavior problems following traumatic brain injury in young children. *Developmental Psychology, 47*, 119–133.
- Wade, S.L., Michaud, L., & Brown, T.M. (2006). Putting the pieces together: Preliminary efficacy of a family problem-solving intervention for children with traumatic brain injury. *Journal of Head Trauma Rehabilitation, 21*, 57–67.
- Wade, S.L., Taylor, G.H., Drotar, D., Stancin, T., & Yeates, K.O. (1998). Family burden and adaptation during the initial year after traumatic brain injury in children. *Pediatrics, 102*, 110–116.
- Wade, S.L., Taylor, H.G., Drotar, D., Stancin, T., & Yeates, K.O. (2004). Interpersonal stressors and resources as predictors of parental adaptation following pediatric traumatic injury. *Journal of Consulting and Clinical Psychology, 72*, 776–874.
- Wade, S.L., Taylor, H.G., Drotar, D., Stancin, T., Yeates, K.O., & Minich, N.M. (2003). Parent-adolescent interactions after traumatic brain injury: Their relationship to family adaptation and adolescent adjustment. *Journal of Head Trauma Rehabilitation, 18*, 164–176.
- Whaley, S.E., Pinto, A., & Sigman, M. (1999). Characterizing interactions between anxious mothers and their children. *Journal of Consulting and Clinical Psychology, 67*, 826–836.
- Winsler, A., Madigan, A.L., & Aquilino, S.A. (2005). Correspondence between maternal and paternal parenting styles in early childhood. *Early Childhood Research Quarterly, 20*, 1–12.
- Yeates, K.O., Swift, E., Taylor, H.G., Wade, S.L., Drotar, D., Stancin, T., & Minich, N. (2004). Short- and long-term social outcomes following pediatric traumatic brain injury. *Journal of the International Neuropsychological Society, 10*, 412–426.
- Yeates, K.O., Taylor, H.G., Wade, S.L., Drotar, D., Stancin, T., & Minich, N. (2002). A prospective study of short- and long-term neuropsychological outcomes after traumatic brain injury in children. *Neuropsychology, 16*, 514–523.
- Yeates, K.O., Taylor, H.G., Walz, N.C., Stancin, T., & Wade, S.L. (2010). The family environment as a moderator of psychosocial outcomes following traumatic brain injury in young children. *Neuropsychology, 24*, 345–356.