

ScholarWorks@GSU

SLOWMO: A Search for Nearby Stars

Authors	Brown, Misty Adana
Citation	Brown, Misty Adana. "SLOWMO: A Search for Nearby Stars." Thesis, Georgia State University, 2007. https://doi.org/10.57709/1059800
DOI	https://doi.org/10.57709/1059800
Rights	I hereby certify that, if appropriate, I have obtained and attached hereto a written permission statement from the owner(s) of each third party copyrighted matter to be included in my thesis, dissertation, or project report, allowing distribution as specified below. I certify that the version I submitted is the same as that approved by my advisory committee. I hereby grant to Georgia State University or its agents the non-exclusive license to archive and make accessible, under the conditions specified below, my thesis, dissertation, or project report in whole or in part in all forms of media, now or hereafter known. I retain all other ownership rights to the copyright of the thesis, dissertation or project report. I also retain the right to use in future works (such as articles or books) all or part of this thesis, dissertation, or project report.
Download date	2026-04-12 00:05:08
Link to Item	https://hdl.handle.net/20.500.14694/12444

SLOWMO: A Search for Nearby Stars

by

Misty Brown

Under the Direction of Todd Henry

Abstract

I report on suspected nearby stars with proper motions $1.0'' > \mu \geq 0.5''/\text{yr}$ in the southern sky ($\text{DEC} = -90^\circ$ to 00°). This sample of slow-motion (SLOWMO) stars complements the work of Jao (2004), who reported on faster moving stars with $\mu \geq 1.0''/\text{yr}$ in the entire sky for his doctoral dissertation, and the work of Finch et al. (2007), who uncovered stars moving slower than $0.5''/\text{yr}$ between declinations -90° and -47° . Characterizations of SLOWMO systems include trigonometric parallaxes, optical and infrared photometry. For stars without trigonometric parallaxes, colors and apparent magnitudes are used to calculate photometric distance estimates and the statistics of this population of stars are analyzed. The SLOWMO sample is comprised of 1906 total stars – 560 estimated to be less than 25 parsecs away, and 245 stars without parallaxes estimated to be within 25 parsecs.

Index Words: Nearby Stars, Proper Motion Stars, Solar Neighborhood

SLOWMO: A Search for Nearby Stars

by

Misty Brown

A Thesis Presented in Partial Fulfillment of Requirements for the Degree of

Master of Science

in the College of Arts and Sciences

Georgia State University

2007

Copyright by
Misty Brown
2007

SLOWMO: A Search for Nearby Stars

by

Misty Brown

Major Professor:	Todd Henry
Committee:	Hal McAlister
	David Wingert

Electronic Version Approved:

Office of Graduate Studies
College of Arts & Sciences
Georgia State University
December 2007

Dedication

This thesis is dedicated to my mother, who has made constant sacrifices so that I could be here.

Also, in memory of Jeffrey Lynn Brown, Alfred John Wilbur, Douglas Elton Wilbur, and Samuel Paul Brown. Forever in my heart.

Acknowledgments

I wish to extend my sincere gratitude and appreciation to the multitude of people who helped make this dissertation possible. A very special thanks go to my adviser, Todd Henry, who allowed me the honor of working with such a talented group of astronomers. Without Dr. Henry's guidance, support and patience I would never be here, let alone have made it through. He is not only a stellar astronomer (ridiculous pun intended), but he is also one of the finest humans I have ever known. His enthusiasm for teaching, learning, and living are unbounded.

I'd like to thank Dr. David Wingert and Dr. Hal McAlister, who were kind enough to agree to be on my committee. Although both men are very busy, they always answered questions promptly and were incredibly patient.

Wei-Chun Jao and John Subasavage have been helpful since my very first day as an undergraduate working with Dr. Henry and have always been able to answer any question I have, even about things they're not responsible for! (e.g. The SIMBAD and 2MASS databases). John and Wei-Chun are also very helpful with anything having to do with linux, iraf, idl, etc. Also, a special thanks to Charlie Finch who has been particularly helpful in the nuts and bolts of the thesis as he went through this process just a few months earlier. He was like a mini-advisor! Justin Cantrell and Adric Riedel were extremely helpful in checking over *JHK* magnitudes for hundreds

of stars and I wouldn't have been able to do it without them. I also want to thank Jen Winters for teaching me about photometry reduction and also for directing me to parallax papers.

Nigel C. Hambly was always responsive to my queries regarding SuperCOSMOS. He generously provided all *BRI* magnitudes for my sample. I hear he also plays a mean saxophone.

I'd like to thank Alvin Das for creating the LaTeX template for GSU astronomy dissertations and theses. He reinvented the wheel so I don't have to, and all future astronomy grad students will be indebted to him as well! He is also a great cook and was a wonderful roommate!

Initially, I'd just intended to thank Raj Deo for keeping our computers running smoothly. That in itself is no small feat, especially for someone trying to meet his own dissertation deadlines. However, almost immediately after my thesis defense, our server had a meltdown and I was afraid I'd lost significant amounts of data. Raj had already moved to his new job, but he went out of his way to recover the data for me and I'm forever grateful to him for this. I am sure that in the chaos of thinking I had lost several days worth of very important work on this thesis and trying to redo it, more mistakes were made than I would have liked. The subsequent merging of new things I'd done without access to my old data was not helpful when dealing with ~ 2000 stars, but I would have been infinitely worse off if Raj hadn't been able to get my data back and he is therefore my hero! Although pretty much everyone I

know had to hear about this from me, I'd like to thank Kesh Harrison for patiently humoring me as I vented my frustrations about that situation and others.

I would also like to give a super special thanks to David O'Brien for his endless love and personal support. He bore the brunt of my stress and took it all in stride. He is my rock. If that weren't enough, he even helped with checking *JHK* magnitudes and many other little things along the way, including some proofreading.

I must also thank *all* of my family for being supportive and understanding throughout my schooling. I am very fortunate to have a close family that I can call on for pretty much anything at any time. I need to thank my mother Anita especially, but also my father, Danny. My mother instilled in me the belief that I could be whatever I wanted to be and always does everything she can to help me realize my goals. She is truly my best friend. My sister Julie is the best sister anyone could ask for and she proved it by bringing me care packages during some of the busier times. I also need to give special thanks to my second "mother", Aunt Brenda, and my grandmothers Muriel and Delilah, who always believed in me. The rest of my family – from cousins to aunts and uncles have also had a tremendous impact on my life and I wouldn't trade any of them for anything.

Last but certainly not least, I'd like to thank all of the astronomers that came before me, especially those working on nearby stars. Without their careful recording and photographing of stars, my thesis would be empty.

Contents

Acknowledgments	v
List of Tables	x
List of Figures	xvi
Abbreviations and Acronyms	xvii
1 Introduction	1
1.1 Proper Motion	9
1.2 Trigonometric Parallax	12
1.3 Photometric Distance Estimates	13
1.4 Goals and Motivation	14
2 Creating a Comprehensive List of SLOWMO Stars	16
2.1 The Surveys	16
2.2 Why this Range of Proper Motions and Declinations for SLOWMO?	19
3 The Data	26
3.1 Background	26
3.2 Collected Data	27
3.2.1 Coordinates	27
3.2.2 <i>BRI</i> Photometry from plates	28
3.2.3 <i>VRI</i> Photometry from CCDs	30
3.2.4 <i>JHK</i> Photometry from 2MASS	30
3.2.5 Trigonometric Parallaxes	31

3.3	New Data	32
3.3.1	VRI Photometry from CTIO	32
3.3.2	Trigonometric Parallaxes from CTIO	51
4	Analysis	53
4.1	Distance Estimates using <i>BRIJHK</i>	53
4.2	Distance Estimates using <i>VRIJHK</i>	55
4.3	Population Statistics	57
4.4	Multiple Systems	60
5	Discussion	63
5.1	New Common Proper Motion Companions to Previously Known Stars	64
5.2	Stars Previously Unknown to be Within 25 pc	65
5.3	Newly Discovered White Dwarfs	67
5.4	Subdwarfs	68
5.5	Just Passing Through the Galaxy?	70
5.6	Conclusions	72
	References	75
	Appendices	81
A	Statistics at a Glance	82
B	Photometry, Astrometry, and Photometric Distance Estimates for the SLOWMO Sample	83
C	Finders Charts for Multiple Star Systems and Stars of Interest. .	138

List of Tables

1.1	Extrasolar Planets Summary.	7
2.1	Proper Motion Surveys and Number of Stars in SLOWMO Sample. .	18
3.1	Photometry and Distance Estimates for Members of the SLOWMO Sample Estimated to be within 25 pc using <i>BRIJK</i> Photometry, and comparisons to distances using <i>VRIJK</i> Photometry and Trigonometric Parallaxes	34
B.1	Photometry, Astrometry, and Photometric Distance Estimates for the SLOWMO Sample	84

List of Figures

1.1	An Example of a Star showing proper motion- Proxima Centauri . . .	11
2.1	Sky Distribution of SLOWMO Stars.	19
3.1	Parallax coverage of SLOWMO Sample	52
4.1	Photometric Distance Estimates of SLOWMO Sample	54
4.2	<i>BRIJHK</i> Photometric Distance Estimates vs Trigonometric Parallax Distances of SLOWMO Stars	56
4.3	<i>VRIJHK</i> Distance Estimates vs Trigonometric Parallax Distances of SLOWMO Stars	58
4.4	<i>BRIJHK</i> vs <i>VRIJHK</i> Distance Estimates of SLOWMO Stars . . .	59
5.1	Reduced Proper Motion Diagram for the SLOWMO Sample	69
5.2	V_{tan} for stars in the SLOWMO Sample using trigonometric parallaxes for the distance measurements.	70

Abbreviations and Acronyms

2MASS	Two Micron All Sky Survey
APM	Automated Plate Measurement
APS	Automated Plate Scanner
ASPENS	Astrometric Search for Planets Encircling Nearby Stars
AU	Astronomical Unit
CCD	Charged Coupled Device
CNS	Catalogue of Nearby Stars (i.e. <i>Preliminary Version of the Third Catalogue of Nearby Stars</i>)
cpm	Common Proper Motion
CTIO	Cerro Tololo Inter-American Observatory
CTIOPI	Cerro Tololo Inter-American Observatory Parallax Investigation
DEC	Declination
DSS	Digitized Sky Survey
ESO	European Southern Observatory
EPE	Extrasolar Planets Encyclopaedia
FWHM	full-width at half-maximum
HIP	Hipparcos Catalogue

HPM	High Proper Motion
IDL	Interactive Data Language
IRAF	Image Reduction and Analysis Facility
LEHPM	Liverpool-Edinburgh High Proper Motion
LHS	Luyten Half-Second
LSR	Lépine, Shara, and Rich
MINIMO	Mini Proper Motion sample of stars with $0.5'' > \mu > 0.18''/\text{yr}$ in the southern sky (DEC = -90° to -47°)
MOTION	High Proper Motion sample of stars with $\mu > 1.0''/\text{yr}$
NASA	National Aeronautic and Space Administration
NLTT	New Luyten Two-Tenths
POSS	Palomar Observatory Sky Survey
pc	parsecs
RA	Right Ascension
RECONS	Research Consortium on Nearby Stars
RPM	Reduced Proper Motion
SED	spectral energy distribution
SCR	SuperCOSMOS-RECONS
SIM	Space Interferometry Mission
SIPS	Southern Infrared Proper Motion Survey

SLOWMO	The sample of stars moving $1.0'' > \mu > 0.5''/\text{yr}$ in the southern sky (DEC = -90° to 00°) that is the subject of this thesis
SMARTS	Small and Moderate Aperture Research Telescope System
SSS	SuperCOSMOS Sky Survey
TSN	<i>The Solar Neighborhood</i> paper series published by RECONS
UKST	UK Schmidt Telescope
WD	White Dwarf
YPC	<i>Yale Parallax Catalog</i> (i.e. <i>The General Catalogue of Trigonometric Stellar Parallaxes, Fourth Edition</i>)

*... it is highly probable that some errors have crept in- all I can hope is
that these will not be too numerous. — William J. Luyten*

– 1 –

Introduction

At the dawn of the twenty-first century, scientific understanding of our Universe is growing dramatically. Astronomers are looking to the edges of the Universe and making important inroads into understanding some of the most exotic things that exist. Yet we still have much to learn about our nearest stellar neighbors (Henry et al. 2006). Less than four years ago, SO 0253+1652 was discovered at just under 4 pc away from our own Sun (Teegarden et al. 2003). Our own proper motion survey uncovered SCR1845-6357 in 2003 and a definitive trigonometric parallax was published by Henry et al. (2006). At a distance of 3.85 ± 0.02 pc, it is the 24th closest stellar system (Henry et al. 2006). Clearly, the wealth of information to be gleaned from the nearest stars has barely been tapped, even though this is one area of astronomy to which the technology is most suited (Jao 2004).

The phrase “nearby stars” has different meanings to different research groups, but for the purposes of this thesis, “nearby stars” are defined to be within 25 pc. This is a somewhat arbitrary cutoff, but like most things in astronomy it is based on tradition. Specifically, it is based on the convention used by the *Third Catalogue of Nearby Stars* (CNS3), which included all known stars within 25 pc of the Sun (Gliese & Jahreiß 1991). Gliese and Jahreiß used a preliminary version of the *The General Catalogue of Trigonometric Stellar Parallaxes* (van Altena et al. 1995)

for their compendium. All known stars with trigonometric parallax (Π) $\geq 0.0390''$ were included, though in the notes accompanying the catalog, they state that based on other factors (e.g. photometry) it is obvious that some of the stars included are not actually within 25 pc (Gliese & Jahreiß 1991). This is because they chose a “hard cut-off” of $0.0390''$, regardless of whether the errors on these measurements might allow them to be beyond 25 pc.

The 25 pc horizon has also been adopted by the Nearby Stars (NStars) project, which has a primary goal of creating a precise database of information on nearby stars that can be used in future NASA planet search efforts. The NStars Database estimates that there should be at least 7500 stars within 25 pc, but currently only ~ 2600 stars (in ~ 2000 systems) are known, again highlighting the incompleteness of the information about our Sun’s nearest neighbors (Henry et al. 2003). Undoubtedly, there are many stars within 25 parsecs that have simply not been found (Henry et al. 1997), but there are still hundreds more that have only been looked at once, namely when they were originally discovered. There is no doubt that there is some overlap between stars discovered by Luyten and Giclas decades ago but never further investigated and stars currently not known to be within 25 pc. This thesis is, in part, an attempt to find some of the overlap. It is possible to do this because many of the stars discovered by Luyten and Giclas currently have enough information available to determine photometric distances, almost entirely due to “all sky” surveys such as the SuperCOSMOS Sky Survey (SSS) and the Two Micron All Sky Survey (2MASS).

Traditionally there have been two ways of discovering nearby stars en masse. One is through proper motion searches and the other is through photometric distance estimates. The two are often linked because uncovering stars with high proper motion does not guarantee closeness, but yields a promising sample of stars on which to run photometric distance estimates, provided there is photometric magnitude information available about the stars. This thesis employs photometric distance estimates to reveal nearby stars in the southern half of the sky with proper motions of $0.5''/\text{yr}$ to $1.0''/\text{yr}$, thereby combining the two methods.

One of the best ways of discovering nearby stars is through proper motion searches. Generally speaking, the larger the proper motion of a star, the closer the star lies to our own Sun. This does not tell the whole story, of course. Stars in the Galactic halo (discussed in more detail in §1.1) have intrinsically high velocities. However, given the generally close correlation between large proper motion and greater proximity to our Sun, it is unfortunate that hundreds of candidate nearby stars have not even been included in the 25 pc sample yet because basic information such as photometry and spectroscopy remains missing. Many nearby star candidates are included in the work of Giclas et al. (1978) and Luyten (1979), who carried out monumental searches for stars that exhibited proper motions, but detailed follow-up observations have not been carried out. For example, a decade ago Henry et al. (1997) published results of their trigonometric parallax for the nearby star LHS 1565 and found it was the twentieth closest stellar system, although the star had been recognized as having a

proper motion of $0.83''/\text{yr}$ by Luyten no later than 1955 (Rodgers & Eggen 1974).

Stellar physics is fundamental to our understanding of our Solar System, Galaxy, and Universe. Our own Sun has provided much of the useful information we know about stars, and it is only because our Sun is the star nearest to us. It is not a particularly special star; neither very young nor old, bright nor faint, massive nor small, and so on. Its proximity to astronomers here on Earth is what makes it extremely useful to us as a model for understanding other stars. The same can be said of stars in the solar neighborhood. Though they are not quite so close, they are still much more useful for detailed study than stars farther away. Nearby stars do not require extremely large telescopes for observation. This automatically makes them more attractive candidates for astronomers, as smaller telescopes are more numerous.

Despite all of the factors in favor of studying both our Sun and other nearby stars, we still don't fully understand our own Sun. We understand even less about the stellar neighborhood. As Henry et al. (1997) demonstrated only ten years ago (and again in 2006), we don't even know all of the objects in our neighborhood, let alone know everything there is to know about them. Even if we did fully understand our Sun, we have ample reason to continue studying its neighbors. Although the Sun is not especially massive, it is more massive than red dwarfs, which make up approximately 70% of all stars (Henry et al. 2006). The disproportionate amount of red dwarfs in the Universe should make the need to understand their stellar life cycles obvious, but they are notoriously faint— none can be observed with the naked

eye (Henry 2007). Objects this faint can only really be studied one way – if they are nearby. Red giants have been imaged before, but only this year has a star smaller than a red giant (other than our Sun) been imaged (Monnier et al. 2007), and that required a resolution of ~ 1 milliarcsecond – approximately ten times better than the resolution of the Hubble Space Telescope (Monnier et al. 2007). The star, Altair, is very nearby – only 5 pc away. Our Sun has a diameter about 10 times as large as that of the smallest red dwarfs, suggesting it could be quite some time before we have the capability to capture the image of one of the most abundant type of stars in the Universe. The star nearest to our Sun, Proxima Centauri, lies only 1.3 pc away but no one has even attempted to “take its picture”, although its radius has been measured as being 0.145 Solar radii (Ségransan et al. 2003).

Although it is currently possible to collect large amounts of useful data about stars other than our Sun, Monnier et al. (2007) point out that these data are insufficient for understanding some fundamental questions in astronomy that could be better understood through direct imaging. These questions include angular momentum’s role in the evolution of stars, the origins of stellar winds, the evolution of magnetic fields, and the exchanges among close binaries (see Monnier et al. 2007, and the references therein). The last point is of great importance as large numbers – $\sim 100\%$ of OB type stars, $\sim 60\%$ of G type stars and $\sim 30\%$ of M stars – are in binary or multiple systems.

The value of studying nearby stars is not limited to increasing knowledge of stellar

physics generally or our solar neighborhood in particular. On a larger scale, it helps us understand the distribution of the types of stars there are (or have been) in our Galaxy. On a smaller scale, the hunt for extrasolar planets, particularly Earth-like ones, has reached a fever pitch in the last few years. Given the constraints of modern technology, there is no better place to look for planets than circling nearby stars. This is particularly true of nearby red dwarfs. Their low luminosity provides the best opportunity for finding planetary companions of even lower luminosity. Although red dwarfs were once thought to be unlikely hosts for planets, especially those that might harbor life as we know it, they are now considered promising places to find life outside of our own planet (Tarter et al. 2007). Many planets that would potentially be the most suitable for further study will be missed if it is not known that the stars are nearby and should therefore be monitored more closely. Koerner et al. (2003) estimate the smallest planets that could be found using astrometry from the 0.9m telescope at CTIO. They put the figure at one Jupiter-mass (M_J) if that planet is 8 pc away, orbiting at a distance of 5 AU from its host star, assuming its host is a late M dwarf. If a star 20 pc away from the Sun orbits at that same distance from a late K dwarf, the lower limit is a 13- M_J companion. (13- M_J represents the deuterium-burning mass limit).

As of August 11, 2007, the data in The Extrasolar Planets Encyclopaedia (EPE) (<http://exoplanet.eu>) lists 213 candidate planetary systems with a total of 249 planets. A quick sorting of these data reveals that the vast majority ($\sim 92\%$) are found

Table 1.1. Extrasolar Planets Summary.

Distance from the Sun	Number of Extrasolar planets found in that range
0-5 pc	6
5-10 pc	5
10-25 pc	50
25-50 pc	91
50-100 pc	57
100-200 pc	16
200-300 pc	2
300-500 pc	4
500-1000 pc	1
> 1000 pc	12
No distance estimate available	5

within 200 pc. A summary of the data from EPE is provided in Table 1.1. This, of course, is because the targeted radial velocity surveys, which are responsible for 95% of the detections, concentrate on the nearest stars. This is the case because observing programs become photon starved as target stars grow fainter with distance. In addition, precision limits of the radial velocity technique limit the discoveries to massive extrasolar planet candidates – 97% of those detected to date are at least 10 times more massive than Earth.

Perhaps even more significant is the fact that only four of these planet candidates have been imaged directly (Chauvin et al. 2004; Neuhäuser et al. 2005; Chauvin et al. 2005; Biller et al. 2006), and all of those are within 150 pc. This is despite the very generous definition of a “planet” used by EPE. For example, SCR1845-6357B, detected by Biller et al. (2006) only two years after RECONS first published its discovery of SCR1845-6357, is considered to be one of these four planet candidates that has been imaged directly, although the mass has only been narrowed down to a

range of $9\text{--}65 M_{Jup}$. The EPE itself uses $13M_{Jup}$ as the upper limit on masses to be included as planets on its website. Neither RECONS nor Biller et al. (2006) consider SCR1845-6357B to be a planet, and by the EPE's own standards the upper mass range estimation puts it well outside of the mass limit for inclusion in its database. It is important to remember that the only way we can currently find planet candidates to image at all is by finding their host stars first. It is also telling that the discovery of SCR1845-6357B came only two years after the discovery of the main component for the system. The rush to find new extrasolar planets and the reliance on proper motion surveys should make the value of this type of astronomy obvious. The only exceptions to this fact are the four planet candidates EPE lists as being discovered by microlensing. These candidates lie between 2700 and 6500 pc from our Sun and provide no real opportunity for follow-up. Thus, as microlensing is a one time, non-repeatable occurrence, the more sensible and reliable method for uncovering of new extrasolar planets clearly lies with detecting them circling nearby stars, rather than waiting for serendipitous discovery.

Finally, the measurements provided by the EPE are based on the efforts of many scientists and many publications of varying confidence levels. Given these constraints, this information should only be considered a general indication of the proximity of extrasolar planet candidates. However, it is still apparent that the discovery of extrasolar planet candidates is heavily reliant on studies of nearby stars, which are in turn dependent on proper motion surveys.

1.1 Proper Motion

Having a high proper motion is without doubt the most important clue that an object in space is nearby. Proper Motion is the apparent motion of stars, relative to the “fixed” background stars, perpendicular to the observer’s line of sight. Ancient Greeks were the first astronomers to realize this fact. They observed certain celestial bodies moving relative to “fixed” background stars and gave them a special term: “wanderers”. These “wanderers” are what modern astronomers refer to as “planets”, or more specifically Mercury, Venus, Mars, Jupiter, and Saturn. The apparent motion of all of these planets can be observed over relatively short time periods (i.e. night to night) without the need for telescopes. Using only geometric reasoning and the naked eye, the Greeks realized these “wanderers” had to be close. We use the same simple reasoning to this day to determine trigonometric parallaxes, albeit with more sophisticated astronomical tools. The fact that distances to these nearby stars are determined using simple geometry allows trigonometric parallaxes to be one of the most accurate ways of measuring distances in all of astronomy. As a result, it serves as a calibration tool for other methods of determining distances to objects farther away. This is itself a reason this methodology has long been revered in astronomy, but in the study of nearby stars it is nothing short of essential.

Proper motion is a concept familiar even to people who have never heard the term. Upon looking at the night sky, a person might notice over weeks that the nearest planets in our Solar System appear to move much more quickly than any

stellar objects in our night sky. The perceived motion is a combination of Earth's and the other planet's motion around the Sun. A more studious person might even observe that Mars moves quicker than Saturn or Jupiter. The fact that Mars appears to move more quickly than the more distant planets in our Solar System, and all of these in turn move more quickly than even nearby stars, is no mere coincidence.

Our Moon, all planets, and the stars exhibit radial velocity also, but the speed at which they are moving away from us or towards us is largely inconsequential for determining distances to nearby stars. It is the tangential velocity – the objects' velocities across the sky (i.e. perpendicular to us) that reveals the closest objects.

For stars, which are not orbiting our Sun, there is a mathematical relation describing the correlation between distance and tangential velocity:

$$V_{tan} = 4.74\mu d$$

where d is the distance in pc, μ is the proper motion in arcseconds and V_{tan} is the resulting tangential velocity in kilometers per second. An example of the nearest star, Proxima Centauri, exhibiting proper motion can be found in Figure 1.1. It was only in 1718 that Edmund Halley was able to confirm that the stars were indeed exhibiting proper motion. He was able to do this only because the Greeks – specifically Ptolemy – made charts of the stars that were inconsistent with what Halley observed in the sky at night.

Nearby stars are not the only objects exhibiting high proper motion. Stars that are members of the Galactic halo have intrinsically large velocities relative to our

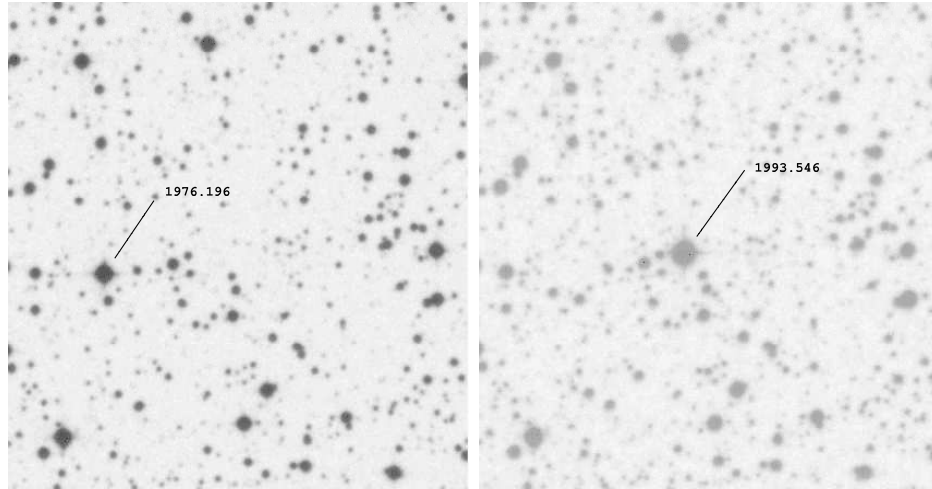


Figure. 1.1 The Proper Motion of Proxima Centauri over a span of 17 years. Images taken from SuperCOSMOS at B (left image) and R (right image).

Sun, while those in the Galactic plane have lower ones. Thus, a star's transverse velocity is not only related to distance but orbital shape and size around the Galactic center. While some of these may simultaneously be nearby stars, Lepine et al. (2007) reports that most studies estimate there is only one nearby halo star for every 200-300 nearby disk stars. The Galactic halo stars, which are normally older than those stars in the Galactic disk, also exhibit orbits very sharply inclined with respect to the Galactic plane. While these objects are interesting in their own right and essential in understanding our Galactic structure (Lépine et al. 2002), they are not the focus of this thesis. Individual halo objects may be present but they are not identified as such.

Subdwarfs are sometimes found in the halo and are also frequently fast movers. These metal-poor stars fall slightly below the main sequence on the Hertzsprung-Russell (H-R) diagram. They can also be nearby. Three of the 249 systems included

in the RECONS sample are subdwarfs but in the SLOWMO sample the number of subdwarfs is harder to pin down. This is due to several factors, the most important being that no follow up spectroscopy has been done on the candidates found in the SLOWMO search. However, these stars can be roughly separated from the general population of stars based on their tangential velocities, as discussed in §4.3.

1.2 Trigonometric Parallax

Trigonometric parallax (Π) has a long and distinguished place in the rich history of astronomy. It is the most accurate way to determine a distance to a star, and it is based on a simple inverse relationship

$$\Pi = \text{distance}^{-1}$$

The parallax Π has units of arcseconds and the distance has units of parsecs. Because of its simplicity and reliability, it forms a basic rung on the “cosmic distance ladder”.

While the ancient Greeks noticed the planets were moving, they could not confirm that the stars were. Although several astronomers had attempted to measure stellar parallax before, among them Hooke, Flamsteed, Cassini, and Halley himself, none were successful because the telescopes at the time were not adequate in measuring the tiny angles involved. This is no surprise, as even the nearest star system, Alpha Centauri, has a trigonometric parallax of only $\sim 0.75''$. However, in the year 1838, there were multiple simultaneous breakthroughs. While Friedrich Bessel is credited as measuring the first stellar parallax – that of 61 Cygni – Struve and Henderson

measured the parallaxes of Vega and Alpha Centauri, respectively, that same year. Stellar parallax was one of the final nails in the coffin of the geocentric model of the Universe widely held by many ancients, including prominent Greeks, Aristotle and Ptolemy. This is because the trigonometric parallax of a star is only apparent because the Earth circles the Sun. Actually, the fact that stellar parallax was not seen sooner was often used as proof of the geocentric model. It was already understood that parallax should be seen, and prior to Bessel and Halley, the fact that stellar parallax and proper motions were not observed was considered a major weakness in the heliocentric model.

Because it typically requires a bare minimum of six months, trigonometric parallaxes are more time consuming than the average one-time snapshot required in estimating stellar distances photometrically. It is, however, the most accurate way of determining distances to stars other than our Sun and therefore provides a calibration tool with which to determine the reliability of photometric distance estimates. Trigonometric parallaxes provide a crucial rung on the distance ladder which supports measures of distances to clusters, and out to the furthest galaxies and quasars.

1.3 Photometric Distance Estimates

While proper motion surveys draw attention to candidates with the highest probability of being nearby, it is apparent due to reasons described in §1.1 that this technique

alone is insufficient in determining whether stars are nearby. This is where photometric distance estimates are useful.

Photometric distance estimates are based on the fundamental assumption that the farther away a star is, the fainter it will appear. If all of the stars being studied are on the “main sequence”, then we can determine their luminosities using the H-R diagram. Two stars in the same place on the H-R diagram by definition have same luminosity. If the trigonometric parallax to one of the stars has been measured, the distance to the second star is easily estimated if we can quantify its relative brightness. Naturally, the relationship is more complex than this because it does not take into account that not all stars fall onto the main sequence. The details of the photometric distance estimates used in this work will be provided in Chapter 4.

1.4 Goals and Motivation

Dr. Todd Henry, of Georgia State University, has been studying nearby stars for years, but there are still more that need further investigation. To that end, in 1994 he started the Research Consortium on Nearby Stars (RECONS) with the goal of understanding the nature of the Sun’s nearest stellar neighbors, both individually and as a population. RECONS aims to discover the “missing” stars within 10 parsecs, and to characterize all stars within that distance limit. Using astrometry, photometry, and spectroscopy at optical and infrared wavelengths plus companionship studies, 28 new stellar systems within 10 pc have been found as of 2007, and more will be revealed in

the future. For the entire population, RECONS determines the luminosity function, mass function, and multiplicity fraction of nearby stars.

It is generally assumed that we know most of the stars within 5 pc of the Sun. This is not an entirely safe assumption, as demonstrated by Henry et al. (1997), Teegarden et al. (2003) and Hambly et al. (2004), but the assumption is probably not wildly inaccurate. Assuming constant density out to 10 pc, it has been shown that there are still ~ 130 systems missing between 5 and 10 pc (Henry et al. 1997), many of which are expected to have moderately high, but not extreme proper motions.

Giclas and Luyten found the vast majority of stars with proper motions greater than $0.5''/\text{yr}$, yet many of those stars have never had follow up observations (Reid & Gizis 2005), because modern astronomers in the field of nearby stars have focused mainly on outright discovery. Based on the equation given in §1.1, one can see there is an inverse relationship between the distance to an object and its apparent proper motion. It is therefore plausible and even likely that many of the “missing” stars are contained within the huge proper motion surveys conducted by Giclas and Luyten. In the course of writing this thesis, I’ve found numerous examples of Luyten stars that were discovered decades ago but remain uninvestigated. While the desire to discover previously unknown stars is understandable, it is also important to look at the information already available to us. This is one of the goals of this thesis – collecting information on neglected stars, in particular those stars in the southern sky.

– 2 –

Creating a Comprehensive List of SLOWMO Stars

2.1 The Surveys

In an attempt to contribute to the scientific body of knowledge about nearby stars, I started a systematic search for stars within specific parameters – namely those moving with proper motions between $0.5'' \leq \mu < 1.0''/\text{yr}$ and with declinations -90° to 00° , called the SLOWMO sample. Those within 25 pc are candidates for extensive follow-up as part of the Cerro Tololo Inter-American Observatory Parallax Investigation (CTIOPI) program.

Despite the fact that many contemporary surveys are being conducted with drastically superior computers and telescopes, it is still true that the vast majority in the SLOWMO sample were first observed by Luyten (1955, 1979) and Giclas et al. (1978), pioneers in the study of nearby stars. In 1978, Giclas published a catalog of 2758 stars with proper motions between $0.2''/\text{yr}$ and $6.15''/\text{yr}$ in the southern hemisphere (Giclas et al. 1978). Also of particular relevance to this SLOWMO sample is the work of Luyten. In his landmark 1979 catalog, which incorporated much of the Giclas work as well as others, he acknowledges that several of the stars now bearing his name only do so because another early pioneer, Robert Innes, did not name the

stars he discovered.

SLOWMO also includes stars discovered by several contemporary astronomers (and their respective teams) including Deacon et al. (2005a), Lépine et al. (2002); Lépine (2005), Pokorny et al. (2004), Ruiz et al. (2001), Scholz et al. (2000, 2002, 2004), and Wroblewski and collaborators who published studies from 1994-2001 (Wroblewski & Torres 1994a,b, 1989, 1996, 1997b,a,c; Wroblewski & Costa 1999, 2001), plus our own SuperCOSMOS-RECONS (SCR) effort (Hambly et al. 2004; Henry et al. 2004; Deacon et al. 2005b; Subasavage et al. 2005a,b; Finch et al. 2007). The closing date for inclusion in this thesis is July 1, 2007. All of those sources contributed many stars to the SLOWMO sample but several others supplemented, among them Burgasser et al. (1999); Gizis et al. (1997); Harrington & Dahn (1980); Hawkins & Bessell (1988); McLean et al. (2001); Oppenheimer et al. (2001); Phan-Bao et al. (2001, 2003); Tsvetanov et al. (2000). The SLOWMO sample is currently comprised of 1906 stars. For the purposes of this thesis, credit is given to the research team that first published the proper motion of the stars involved. These references are summarized in Table 2.1, and the sky locations of SLOWMO stars are mapped out in Figure 2.1.

The papers included in this thesis are only part of the literature reviewed in search of more SLOWMO stars. Other sources were considered but did not contribute to the SLOWMO sample because the stars had already been included (e.g. Reylé & Robin 2004) or were exclusively in the northern sky (e.g. Scholz et al. 2001; Burgasser et al.

Table 2.1. Proper Motion Surveys and Number of Stars in SLOWMO Sample.

Survey	# of Stars	DEC Covered	# of Papers
LHS (includes Giclas)	1395	$-90^\circ > 0^\circ$	1
SUPERBLINK (Lépine et al.)	130	$-90^\circ > 0^\circ$	2
SuperCOSMOS-RECONS	103	$-90^\circ > 0^\circ$	4
Pokorny et al.	88	$-90^\circ > 0^\circ$	2
SIPS (Deacon et al.)	61	$-90^\circ > 0^\circ$	2
Scholz and Co-Is	43	$-90^\circ > -13^\circ$	3
WT (Wroblewski and Co-Is)	41	$-90^\circ > 0^\circ$	7
Ruiz et al.	12	$-50^\circ > -23^\circ$	2
Kendall et al.	4	$-64^\circ > -13^\circ$	1
Lodieu et al.	3	$-70^\circ > -20^\circ$	1
Reid et al.	3	$-28^\circ > -9^\circ$	1
Reyle et al.	3	$-47^\circ > -38^\circ$	1
Others	20	varies	15

2005). Others contained stars moving too fast (e.g. Scholz et al. 2002; Biller et al. 2006) or too slowly (e.g. Goto et al. 2003), and sometimes a combination of such factors (i.e. some stars are moving too slowly and some are too far north), as in Jahreiß et al. (2001). Because of the large volume of literature, it is difficult to say how complete the SLOWMO sample might be; however, the majority of stars are uncovered in proper motion surveys that produce large numbers of stars, as Table 2.1 shows. All of the major nearby star surveys are included in this thesis, so it is probably fairly complete.

While identifying nearby stars through proper motion surveys is in itself a worthy achievement, simple discovery is insufficient to determine a star’s true nature. It is the goal of this thesis and RECONS as a whole to characterize our nearest stellar neighbors as completely as possible.

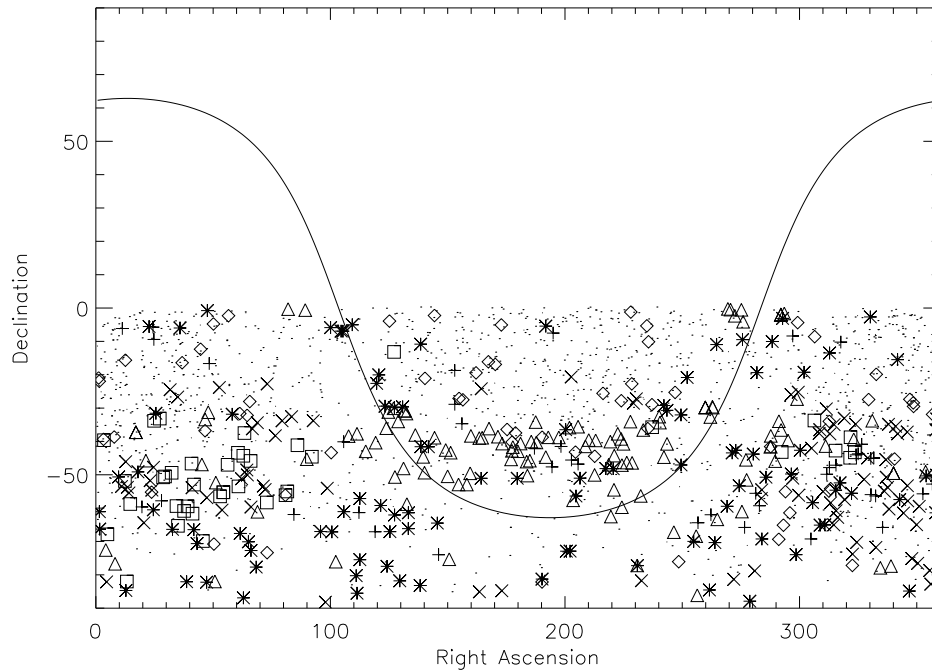


Figure. 2.1 Sky Distribution of SLOWMO Stars. The dark line represents the Galactic curve. \cdot = LHS stars, \diamond = SIPS stars, \triangle = Lépine stars, \square = Scholz stars, \times = LEHPM stars, $*$ = SCR stars, and $+$ = WT stars.

2.2 Why this Range of Proper Motions and Declinations for SLOWMO?

Nearby stars are moving at a huge range of perceived proper motions and picking which range of speeds would be included in the SLOWMO sample was a joint effort among members of the RECONS team. It had already been decided that stars moving faster than $1.0''/\text{yr}$ would be called “MOTION” stars. The sample of stars moving $1.0'' > \mu \geq 0.5''/\text{yr}$ that are the subject of this thesis were dubbed “SLOWMO” stars, and the slowest moving stars RECONS studies— those with $0.5'' > \mu \geq 0.2''/\text{yr}$ were given the name “MIMIMO”. Everyone in RECONS agreed that proper motions of $0.5''/\text{yr}$

and $1.0''/\text{yr}$ were natural cutoffs, as inspired by Luyten’s divisions. For example, in his *Luyten Half-Second Catalogue* (LHS), he looked at only stars moving faster than $0.5''/\text{yr}$. He named the stars in his catalog “LHS” plus a sequential (by RA) number. He differentiated stars moving faster than $1.0''/\text{yr}$ by assigning them numbers less than 1000, while Luyten stars with lower μ have numbers above 1000.

The *New Luyten Catalogue of Stars with Proper Motions Larger than Two Tenths of an Arcsecond* (NLTT, Luyten 1979) and the First Supplement to the NLTT Catalogue (Luyten 1980) cover the entire sky and comprise the most comprehensive catalog of its time, listing 58,845 objects. Though the title of the catalogue suggests only stars with $\mu \geq 0.200''/\text{yr}$ should be in it, there are 14,795 with $0.199''/\text{yr} > \mu \geq 0.180''/\text{yr}$ and 152 with $0.179''/\text{yr} > \mu \geq 0.040''/\text{yr}$. The bulk of stars have $0.499''/\text{yr} > \mu \geq 0.200''/\text{yr}$, including 40285 total entries. A far more exclusive group of 3081 stars fall into the SLOWMO category – those stars with $1.0'' > \mu \geq 0.5''/\text{yr}$. Of these, 1639 (53%) are found in the northern sky and 1442 (47%) in the southern sky. The final 531 entries in the NLTT have $\mu \geq 1.0''/\text{yr}$. The *Luyten Half-Second Catalogue* (LHS) contains only stars moving faster than $0.5''/\text{yr}$ (Luyten 1979).

Another instructive example of the relative numbers of stars available for the MINIMO, SLOWMO, and MOTION samples comes from Giclas’s 1978 previously mentioned sample of 2758 southern proper motion stars. Those stars can be broken down into proper motion categories yielding only 319 stars that qualify as SLOWMO

members and 52 moving faster than $1.0''/\text{yr}$. This leaves 2387 stars that would fall into sample of stars moving $0.5'' > \mu \geq 0.2''/\text{yr}$. Using the Giclas sample as a rough guide, this means approximately 87% of stars observed to have perceived proper motions larger than $0.2''/\text{yr}$ are moving slower than $0.50''/\text{yr}$.

Jao (2004) studied proper motion stars, namely those moving faster than $1.0''/\text{yr}$, for his doctoral dissertation. He named this sample of stars MOTION. When I began working on this thesis in 2005, it became clear that including all stars slower than $1.0''/\text{yr}$ would be an almost insurmountable task. There are relatively few stars moving at speeds greater than $1.0''/\text{yr}$, but using Giclas's catalog as a representative sample, this number goes up by a factor of approximately six if stars with proper motions $1.0'' > \mu \geq 0.5''/\text{yr}$ are considered. If *all* stars moving slower than $1.0''/\text{yr}$ are included, the sample goes up by a factor of approximately 52.

Finch et al. (2007) began a thesis project at about the same time I started this one. The Finch et al. (2007) survey with $\mu < 0.5''/\text{yr}$ between declinations -90° and -47° focused on stars that were found as part of our SuperCOSMOS-RECONS search that had not been previously identified. This resulted in 1684 new stellar systems. This still leaves the vast majority of stars that were discovered in the past or by our contemporaries moving slower than $0.5''/\text{yr}$ untouched by RECONS because we have not explored the sky from -47° to $+90^\circ$. A complete full sky survey for stars with $\mu < 0.5''/\text{yr}$ is a daunting task. For example, a search for stars $0.5''/\text{yr} > \mu \geq 0.1''/\text{yr}$ at $-0 > \delta > -90$ undertaken by Deacon & Hambly (2007) uncovered 6900 stars. Most

of those had been previously discovered but there were a few new ones, although it is unknown precisely how many overlap with the Finch MINIMO sample. Deacon et al. call their sample the Southern Infrared Proper Motion Survey (SIPS), and focus exclusively on the stars that are generally visible only in the infrared.

Both the Deacon and the Finch samples are just the stars uncovered by searching via SuperCOSMOS “trawls”. These trawls are described in detail in Hambly et al. (2004), but briefly, they utilize data from the SuperCOSMOS Sky Survey (SSS)—a massive project that scanned and digitized photographic plates from four distinct epochs. Additional information about the photographic plates that are the basis for these samples can be found in §3.2.2. As described in detail in Hambly et al. (2004), the images were matched to one another to find proper motion stars. Stars with exact positional matches on all available plates are then “discarded”, as they are of no further value in proper motion surveys. The remaining images are then narrowed down again by excluding those with astrometric solutions outside the range of interest, which in this case are those stars with $1.0''/\text{yr} > \mu \geq 0.5''/\text{yr}$. Images with goodness-of-fit $\chi^2 < 1$ are also discarded. I’ve discovered, both by participating in the SCR surveys and by creating a comprehensive list of all stars moving between $0.5''/\text{yr}$ and $1.0''/\text{yr}$, that there are many stars that cannot be found via this method, or by any other single method. For example, the stars LSRJ 08186-3110, SIPS0820-0355, and SCR0821-6703 are all relatively close to one another in RA, yet it took three different search methods to find them all. A similar example involves the stars

LSRJ08276-3003, SCR0829-2951, SCR0829-6203 and SSSPM0829-1309. It is easy to understand how Luyten would miss SSPM0829-1309 with a B magnitude of only 22.54, but the other three stars are fairly bright, with B magnitudes of 16.08, 16.00, and 17.78, respectively. Luyten himself found LHS2017 (RA = 08 29 40.3 DEC = $-01\ 44\ 36.5$) and LHS2010 (RA = 08 27 11.92 DEC = $-44\ 59\ 25.6$), suggesting that both this RA and DEC were searched by him. This highlights the importance of searching at various wavelengths and by various methods in finding our missing solar neighbors.

Lépine in particular has done an outstanding job of finding stars in the Galactic plane that are not recovered by SuperCOSMOS trawls, which avoid the Galactic plane altogether because of confusion issues, such as overlapping sources. Lépine et al. (2002) use software they developed called “SUPERBLINK”, an automated blink comparator. SUPERBLINK uses Palomar Observatory Sky Survey (POSS) plates obtained via the Digitized Sky Survey (DSS), where the original POSS (POSS-I) plates taken approximately 50 years ago are utilized as a reference frame. The SUPERBLINK software then takes plate scans from POSS data acquired beginning in 1986 (POSS-II) and matches images to the POSS-I scans. The images are then subtracted from one another to reveal the differences. Although both POSS images utilized by SUPERBLINK were taken with red filters, they use slightly different emulsions – xx103aE (with a plexiglass filter) for the POSS-I images and IIIaF (with an RG610 filter) for the POSS-II images. Lépine et al. (2002) were very successful

in recovering Luyten’s faint stars moving less than $2.0''/\text{yr}$, with a recovery rate of 99.5%. However, even SUPERBLINK has its areas of weakness, including an upper limit of $2.0''/\text{yr}$ for the proper motions of stars that can be discovered. Stars too bright (approximately $R > 9$) cannot be recovered or discovered via this method. SUPERBLINK works best for stars with about $19 > R > 12$ (Lépine et al. 2002). Stars discovered by Lépine et al. are given the prefix “LSR” for Lépine, Shara, and Rich, the last names of the team members who developed “SUPERBLINK”.

The SuperCOSMOS trawl, NLTT catalog and all of the others listed above were the main sources for the SLOWMO sample, but the Liverpool Edinburgh High Proper Motion (LEHPM) Survey is another large survey I have included. It was published by Pokorny in two parts – one in 2003 and the more complete version which superseded that in 2004 (Pokorny et al. 2003, 2004). In addition to the larger surveys, many small surveys and papers reporting the discovery of just a single star have been published (e.g. Lepine et al. 2007). As a result, astronomers often “discover” the same stars without realizing it. While SIMBAD is useful about 90% of the time in determining if a star has already been discovered, even the people responsible for this massive database cannot constantly be on top of every small survey to come out. The large surveys can also be neglected for whatever reason – I discovered in the process of making this list that NLTT stars are only entered into the SIMBAD database if they have been studied beyond their original discovery.

There have also been many simultaneous discoveries. For example, the first SIPS

survey, Lépine’s southern star sample, and our own SCR survey came out in 2005 and had much overlapping information. Therefore, even if the formats were identical, it isn’t as simple as just sorting all of the stars into one huge file. Every line must be checked by eye. Often the stars themselves must be checked by eye, which was the case with many of the NLTT stars that fell into the SLOWMO sample. To be precise, there were 547 NLTT stars that were either not in the SIMBAD database or were not recognized as being the same as an LHS star. All LHS stars appear to be in the SIMBAD database, so this lack of cross-referencing is somewhat confounding. I checked all of the NLTT stars that were not crosslisted under their LHS names by eye for duplicates and in the end, only 27 were discoveries new to the SLOWMO sample from the NLTT catalog (i.e. they were not included in Luyten’s original Half-Second Survey).

These examples demonstrate the difficulty of compiling a complete, comprehensive sample of proper motion stars. There is no one source for any of the relevant astrometric, photometric, or spectroscopic information. A quick summary of the SLOWMO sample statistics can be found in Appendix A. The complete SLOWMO sample, with names, coordinates, proper motions, *BRI* and *JHK* photometry, and estimated photometric distances is listed in Appendix B.

– 3 –

The Data

3.1 Background

For a fair portion of the stars involved in the SLOWMO sample, there is already some data available. In all of the original surveys, the authors provide some quantitative measures of their respective samples. However, these data are far from “complete”. One of the things RECONS excels at is employing a variety of methods (astrometry, photometry and spectroscopy) to determine the nature of nearby stars. Generally, the surveys featured in this thesis that were not undertaken by RECONS focus on just one of these observational techniques. Although it is beyond the scope of this thesis to include complete characterizations of the SLOWMO sample via new data, this thesis is the first part of the process RECONS routinely employs when the group sets about finding and characterizing our stellar neighbors. Based on preliminary photometric distance estimates provided by this thesis, stars determined to be within 25 pc will continue to be studied by the group. The goal is a comprehensive, systematic, and complete collection of information about the solar neighborhood. The following sections provide details about collected data and new data.

3.2 Collected Data

3.2.1 Coordinates

Astrometric information for the SLOWMO sample can be found in Appendix B. Initially the coordinates were extracted during the original SuperCOSMOS trawl, but many of the stars in the SLOWMO sample were not recovered, and therefore were not in the sample at the beginning. All stars have been visually checked for JHK magnitudes using the Two Micron All Sky Survey (2MASS) as described in §3.2.4, and those coordinates are generally the most accurate available. RECONS has found that this is particularly the case for stars fainter than $V \sim 9$. For stars brighter than that, Hipparcos provides the most reliable astrometry because saturation often makes a reliable plate measurement or measurement from 2MASS difficult. However, in the interest of having a uniform set of coordinates, the ones obtained from 2MASS are given preference in this thesis. There are several stars not in the 2MASS database, and therefore those stars don't have coordinates in Appendix B. All coordinates provided by 2MASS are given at the J2000.0 epoch with respect to the International Celestial Reference System.

The proper motions cited in this paper come from a variety of sources. 2MASS does not furnish proper motions at all because it was generally a single epoch survey. Again, RECONS has established that the most reliable proper motions (μ) and position angles (θ) are from Hipparcos for stars with $V < 9$. As is the case with the

coordinates, this is also due to saturation problems on photographic plates. For stars fainter than that, RECONS has established an order of preference for sources based on accuracy. We find that Lépine generally has the most reliable μ and θ , followed by the LHS catalog, and after that the NLTT catalog. If none of these catalogs contains a given SLOWMO star (and therefore the proper motions), Giclas’s astrometry is preferred. Data from SuperCOSMOS comes after that, and then finally, if μ and θ are not available from any other source, the data from LEHPM is used.

Even those seven surveys (Hipparcos for bright stars and the six listed above for faint stars) did not yield proper motions and position angles for all stars in the SLOWMO sample; other sources had to be used as well. Several of the sources were used with enough frequency that it warrants mentioning them here. For all SIPS stars, the source for μ and θ was ultimately SuperCOSMOS, as is the case with SCR and LEHPM stars. All Wroblewski/Torres (“WT”) stars had astrometry provided by their respective source papers (Wroblewski & Torres 1994a,b, 1989, 1996, 1997b,a,c; Wroblewski & Costa 1999, 2001).

3.2.2 *BRI* Photometry from plates

All of the stars in the SLOWMO sample have been observed via photographic plate campaigns at some point in time. The image data have been incorporated into the SuperCOSMOS Sky Survey (SSS). SuperCOSMOS is a photographic plate digitizer employed at the Royal Observatory in Edinburgh. Details on this project can be found in a series of papers on the topic by Hambly et al. (2001a,b,c), but briefly, SuperCOS-

MOS provides Schmidt photographic observations for four colors (B_J , R_{ESO-R} , R_{59F} , I_{IVN}) available online. R comes from two different epochs and sources at slightly different colors, providing a total of four images of interest. The first R epoch comes from the ESO Schmidt Telescope Red Southern Survey (IIIaF emulsion) data collected from 1978 to 1990 and is denoted by ESO- R , hereafter referred to as R_1 . The second R epoch comes from the UK Schmidt Telescope Red (IIIaF emulsion) Southern (Second Epoch) & Equatorial Surveys done from 1984 to 2000, denoted by R_{59F} and hereafter referred to as R_2 (Hambly et al. 2004). The B magnitude comes from the UK Schmidt Telescope Blue (IIIaJ emulsion) Southern & Equatorial Survey data collected from 1974 to 1994. The I magnitudes for the SLOWMO sample are from the UK Schmidt Telescope near InfraRed (IVN emulsion) Southern Survey, noted as I_{IVN} . This survey began in 1978 and is ongoing (Hambly et al. 2001c).

Filling in missing BRI magnitudes is, in the best case scenario, just a matter of obtaining that information via SuperCOSMOS trawls as described by Hambly et al. (2004). However, the BRI magnitudes gleaned (if there are any) from SuperCOSMOS for bright stars are often not accurate due to halo effects on the photographic plates, so reliable BRI magnitudes for stars with $B < 9$, $R < 8$, and $I < 7$ cannot be obtained. At all magnitudes, there are occasionally several sources in the immediate vicinity that complicate the matter of choosing the correct data. BRI photometry and photometric distance estimates using $BRIJHK$ for SLOWMO stars from SuperCOSMOS appears in Appendix B.

3.2.3 *VRI* Photometry from CCDs

There are a number of sources that meet the rigorous standards of the RECONS group for *VRI* photometry. When available, I have used *VRI* photometry the group itself has taken (for more information on this, see § 3.3.1). If no data from RECONS were available, data came primarily from Bessell (1990, 1991) and Weis (1996). Other sources include Costa & Méndez (2003); Costa et al. (2005, 2006); Koen et al. (2002) and Sandage & Kowal (1986).

3.2.4 *JHK* Photometry from 2MASS

This thesis also makes use of data products from the Two Micron All Sky Survey (2MASS), which is a joint project of the University of Massachusetts and the Infrared Processing and Analysis Center/California Institute of Technology, funded by the National Aeronautics and Space Administration and the National Science Foundation. The stars in the SLOWMO sample have been observed by 2MASS at *J* (1.24 μm), *H* (1.66 μm), and *K* (2.16 μm) passbands (Skrutskie et al. 2006). The process for determining which *JHK* magnitudes match the star of interest was similar to the one for *BRI* magnitudes, with the added advantage of being able to view the datapoints overlaid on the star field. All stars in the SLOWMO sample have been inspected visually in 2MASS by me or someone else on the RECONS team. *JHK* photometry from 2MASS for SLOWMO stars appears in Appendix B. Stars without *JHK* magnitudes listed in Appendix B do not have reliable 2MASS magnitudes. In

most instances, too many sources were crowding the field, making choosing the correct star impossible. There is normally a process of elimination one can go through to determine which information goes with the star of interest. 2MASS provides a view of the point sources in the field and places a red marker where the star should be. As all stars in the SLOWMO sample are high proper motion stars, they generally do not coincide with the red marker because they have moved since the coordinates were originally obtained. In uncrowded fields, it is easy to determine the correct point source by looking at the position angle of a star's proper motion. There were several instances of a star's reported proper motion position angle not matching with the angle between the nearest red marker and any available point source, so in those cases the *JHK* columns for stars in the SLOWMO sample have been left blank.

3.2.5 Trigonometric Parallaxes

Comprehensive information about parallax is, like data based on anything else in the search for nearby stars, rather patchy. While the *Yale Parallax Catalog* (YPC) provided a comprehensive summary of ground-based parallax data in 1995, there is no available parallax data for a vast majority of nearby stars. The space-based Hipparcos Mission filled in some of the holes, but only obtained data for stars brighter than approximately 12th magnitude at *V* (Perryman & ESA 1997).

30% of the stars in the SLOWMO sample have available parallax information. Generally this information comes from the Yale Parallax Catalog (van Altena et al. 1995) or the Hipparcos Catalog (Perryman & ESA 1997). The *Yale Parallax Catalog*

contains 15,994 parallaxes for 8112 stars. The authors state that ~ 2300 stars in YPC are not found in Hipparcos (van Altena et al. 1995). The Hipparcos Satellite took data from November 1989 to March 1993. The Hipparcos Catalogue is the culmination of data from an astrometric mission undertaken by the European Space Agency (ESA) and includes astrometric results for 118,218 stars (Perryman & ESA 1997). Other sources for trigonometric parallaxes included Dahn et al. (2002); Gatewood et al. (2003); Söderhjelm (1999); Tinney (1996).

3.3 New Data

3.3.1 VRI Photometry from CTIO

RECONS has already studied some of the stars in the SLOWMO sample and all data available from our own previous efforts have been included up through September 1, 2007. For the purposes of SLOWMO, the first data of interest is *VRI* photometry. Utilizing the 0.9m telescope at the Cerro Tololo Inter-American Observatory, V_J , R_{KC} and I_{KC} are obtained with a 2048 X 2046 Tektronix CCD using the Tek 2 *VRI* filter set. The data were reduced via Image Reduction and Analysis Facility (IRAF) at Georgia State University using typical bias subtraction and dome flat-fielding. Calibration frames for this process are taken at the beginning of each night. Additionally, consistently during the night and through a variety of air masses, standard stars were observed to calculate extinction corrections and to obtain measured fluxes. However, there are a great number of stars in the sample that have not been

studied by RECONS thus far, and one of the goals of this thesis is to provide a list of the most compelling targets. The methods of our observations and data reductions are described in detail in the TSN paper series, e.g. Jao et al. (2005). All *VRI* photometry from our own telescope time plus estimated distances using *VRIJHK* photometry for the SLOWMO sample appear in Table 3.1.

Due to the cooperation of the weather, in August of 2007, we were able to obtain *VRI* photometry for five of the most interesting stars in this sample. These include 2MA0446-1116, 2MA1651-2719, LSR1809-0219, LHS1051, and LHS1367. 2MA0446-1116 is an M3 dwarf that is estimated to be at 10.2 pc. It was uncovered by Reid et al. (2007), as was 2MA1651-2719, an M4 dwarf estimated to be at 4.9 pc. The photometric distance estimates for these two stars using *BRIJHK* are based on a relatively weak ensemble of color relations (7 for the former and 2 for the latter), so it was essential that more colors be filled in for more accurate estimates using *VRIJHK*, which ended up being 11.3 pc and 32.17 pc, respectively. LSR1809-0219 was found by Lépine et al. (2002) and was estimated to be at 11.9 pc, based on a relatively strong 11 color relations. It is, however, relatively faint ($B \sim 17$) and therefore had no *VRI* photometry until this telescope run. Its *VRI* magnitudes of 15.09, 13.69, and 11.91, respectively, gave a new photometric distance estimate of 16.2 pc. LHS1051 and LHS 1367 were estimated to be at 14.0 pc and 12.7 pc, respectively. Both had no reliable *VRI* photometry but they do now, and their new photometric distance estimates are 17.6 and 13.1 pc, respectively. Finders for all five stars are

given in Appendix C.

Table 3.1. Photometry and Distance Estimates for Members of the SLOWMO Sample Estimated to be within 25 pc using *BRIJK* Photometry, and comparisons to distances using *VRIJK* Photometry and Trigonometric Parallaxes

Name	V	R	I	Ref ^a	π_{trig} (mean)	err	Ref ^b	BRIJK	err	VRIJK	err	π_{trig} dist (pc)	err
								dist (pc)		dist (pc)		dist (pc)	
LHS1563	8.60	7.79	7.06	C	.07497	.00083	Y H --	1.4	0.4	11.74	1.96	13.34	0.15
LHS1724	7.02	6.66	6.30	C	.04496	.00058	Y H --	2.1	0.6			22.24	0.29
LHS3414	10.44	9.21	7.66	B	.33690	.00178	Y H --	3.2	0.8	4.29	0.70	2.97	0.02
LHS2201	7.67	6.95	6.33	C	.08975	.00082	Y H --	3.4	0.9	10.24	1.68	1.14	0.10
LHS1827	8.13	7.16	6.12	K	.17317	.00110	Y H --	3.5	0.9	4.93	0.85	5.77	0.04
LHS1208A	9.81J	8.70	7.32	K	.13662	.00295	Y H R -	3.6	0.9	4.92	0.76	7.32	0.16
LHS2891	5.86J	5.55	5.25	C	.05617	.00094	Y H --	3.8	1.0			17.80	0.30
LHS2402A	7.23J	6.48	5.79	C	.07818	.00178	Y H --	3.9	1.0	10.25	2.06	12.79	0.29
LHS3209				-	.04105	.00172	Y H --	4.2	1.1			24.36	1.02
LHS3224	5.76	5.31	4.90	C	.10202	.00084	Y H --	4.2	1.1			9.80	0.08
LHS2892	6.66	6.10	5.64	C	.08462	.00079	Y H --	4.4	1.1	10.49	1.61	11.82	0.11
LHS3994	7.07	6.48	5.98	C	.08788	.00064	Y H --	4.5	1.2	11.35	1.76	11.38	0.08
LHS2441	7.77	7.14	6.59	C	.07992	.00092	Y H --	4.8	1.3	13.70	2.19	12.51	0.14
2MA1651-2719	15.378	14.170	12.564	R			- - -	4.9	1.3	32.17	5.18		
LHS1797				-	.02869	.00055	Y H --	4.9	1.3			34.86	0.67
LHS3531	7.97	7.05	6.12	K	.16118	.00107	Y H --	5.1	1.3	5.96	0.95	6.20	0.04
LHS385	7.86	6.99	6.22	L	.12280	.00093	Y H --	5.1	1.3	7.58	1.29	8.14	0.06
LHS3085	8.66	7.66	6.48	B	.20278	.00132	Y H --	5.2	1.4	5.12	0.81	4.93	0.03
LHS1409	8.76J	8.06	7.44	C	.05253	.00191	Y H --	5.3	1.4	17.45	2.89	19.04	0.69
LHS3817	7.64	7.01	6.51	C	.06487	.00106	Y H --	5.4	1.4	14.39	2.21	15.42	0.25
LHS1763	7.65	6.96	6.40	C	.07688	.00090	Y H --	5.5	1.4	11.96	1.88	13.01	0.15
LHS1849	11.15			H	.24444	.00092	Y S G -	5.7	1.5	3.06	0.47	4.09	0.02
LHS1804				-	.05334	.00988	Y H --	5.8	1.5			18.75	3.47
LHS2128	9.49	8.55	7.54	B	.09549	.00098	Y H --	5.8	1.5	9.49	1.55	10.47	0.11
LHS3554	6.61	6.22	5.85	C	.05155	.00082	Y H --	5.9	1.5			19.40	0.31
LHS1097				-	.02774	.00106	Y H --	6.0	1.6			36.05	1.38
LHS2970				-	.03496	.00116	Y H --	6.0	1.6			28.60	0.95
LHS1070	15.42	13.71	11.56	-	.12971	.00243	Y H --	6.1	1.6			7.71	0.14
LHS1754	7.67J	7.04	6.46	C	.08063	.00162	Y H -	6.1	1.6	13.48	2.16	16.49	0.44
LHS1565	13.09	11.45	9.46	H	.27201	.00130	- R R	6.2	1.6	3.56	0.61	3.68	0.02
LHS3256	9.37	8.38	7.30	B	.12817	.00137	Y H --	6.3	1.6	7.76	1.23	7.80	0.08
LHS2423	11.52	10.36	8.87	B	.09532	.00253	Y H --	6.4	1.7	7.29	1.18	10.49	0.28
LHS3526	8.89	8.11	7.42	B	.06379	.00146	Y H --	6.4	1.7	14.60	2.45	15.68	0.36
LHS3268	7.39	6.88	6.41	C	.07302	.00090	Y H --	6.5	1.7	14.73	2.26	13.69	0.17

Table 3.1 (cont'd)

Name	V	R	I	Ref ^a	π_{trig} (mean)	err	Ref ^b	BRJHK dist (pc)	err	VRJHK dist (pc)	err	π_{trig} dist (pc)	err
LHS1307	8.90	8.01	7.10	W	.09006	.00136	Y H --	6.6	1.7	8.80	1.49	11.10	0.17
LHS3269	11.37	10.25	8.82	B	.08644	.00246	Y H --	6.6	1.7	9.57	1.49	11.57	0.33
LHS3003	17.07	14.92	12.54	R	.15249	.00202	Y - R T	6.7	1.7	6.49	1.01	6.56	0.09
LHS3652				B	.03218	.00076	Y H --	6.7	1.7			31.08	0.73
LHS2213	11.29	10.14	8.63	C	.06303	.00181	Y H --	6.8	1.8	6.41	1.05	15.87	0.46
LHS1546	7.86	7.18	6.62	W	.06617	.00094	Y H --	6.9	1.8	13.54	2.11	15.11	0.21
LHS1548	8.39	7.60	6.85	B	.07873	.00217	Y H --	6.9	1.8	10.07	1.75	12.70	0.35
LHS2151A	10.08J	9.03	7.69	B	.09848	.00310	Y S --	6.9	1.8	6.15	0.98	10.15	0.32
LHS2945	11.32	10.10	8.49	B	.16067	.00185	Y H R -	6.9	1.8	4.49	0.77	6.22	0.07
LHS3285				B	.03590	.00070	Y H --	6.9	1.8			27.86	0.54
LHS3707				B	.05256	.00185	Y H --	6.9	1.8			19.03	0.67
LHS3186	10.22	9.30	8.34	W	.05932	.00204	Y H --	7.1	1.8	14.26	2.44	16.86	0.58
LHS3359	13.61	12.22	10.43	W	.13260	.00370	Y H --	7.1	1.8	8.29	1.30	7.54	0.21
LHS3608				-	.02694	.00069	Y H --	7.2	1.9			37.12	0.95
LHS2895				-	.04826	.00109	Y H --	7.5	1.9			20.72	0.47
LHS3468				-	.03827	.00108	Y H --	7.5	2.0			26.13	0.74
LHS4055				-	.03868	.00103	Y H --	7.7	2.0			25.85	0.69
LHS3939	7.78	7.29	6.84	C	.05153	.00124	Y H --	7.8	2.0	18.93	2.95	19.41	0.47
LHS1015	8.48	7.83	7.28	B	.06253	.00082	Y H --	8.0	2.1	17.66	2.93	15.99	0.21
LHS1047A	11.47	10.26	8.69	R	.16806	.00082	Y S H -	8.0	2.1	6.80	1.11	5.95	0.03
LHS2817	7.37	6.88	6.40	C	.06099	.00095	Y H --	8.0	2.1	15.63	2.49	16.40	0.26
LHS2842	9.68	8.73	7.65	B	.09839	.00154	Y H --	8.1	2.1	9.51	1.48	10.16	0.16
LHS3839	11.48	10.30	8.77	B	.07225	.00570	Y H --	8.1	2.1	6.92	1.07	13.84	1.09
LHS2182	10.12	9.10	7.86	R	.10794	.00674	Y H --	8.2	2.1	8.17	1.27	9.26	0.58
NLT147589				R	.06373	.00211	Y H --	8.2	2.1			15.69	0.52
LHS1723	12.20	10.86	9.18	C	.18792	.00126	- R -	8.3	2.1	6.37	1.07	5.32	0.04
LHS2393	7.28	6.87	6.49	C	.04555	.00100	Y H --	8.3	2.1			21.95	0.48
LHS3403	10.62	9.63	8.56	B	.06099	.00200	Y H --	8.4	2.2	13.32	2.26	16.40	0.54
LHS3741	9.74	8.78	7.75	B	.08409	.00171	Y H --	8.4	2.2	9.85	1.61	11.89	0.24
LHS3799	13.26	11.85	10.04	W	.13440	.00490	Y H --	8.4	2.2	6.19	0.95	7.44	0.27
LHS2166	10.71	9.63	8.25	K	.10517	.00165	Y H --	8.5	2.2	7.54	1.17	9.51	0.15
LHS2259	10.17	9.19	8.10	B	.08049	.00169	Y H --	8.5	2.2	10.19	1.75	12.42	0.26
LHS3117				B	.06416	.00249	Y H --	8.5	2.2			15.59	0.60
SCR0640-0552	10.215	9.218	8.026	R	.09335	.00642	- - R -	8.5	2.2	9.35	1.49	10.49	0.71
LHS1749A	11.74J	10.70	9.47	J	- - - -	8.6	2.2	16.44	2.58

Table 3.1 (cont'd)

Name	V	R	I	Ref ^a	π_{trig} (mean)	err	Ref ^b	BRLJKH dist (pc)	err	VRJHKH dist (pc)	err	π_{trig} dist (pc)	err
LEHPM2-202				-				12.8	3.3				
LHS3600				-	.03561	.00269	Y H --	12.8	3.3			28.08	2.12
LHS1061	10.40	9.46	8.50	B	.05527	.00194	Y H --	12.9	3.4	15.36	2.52	18.09	0.64
LHS2071	13.88	12.55	10.82	R			Y --	12.9	3.4	10.77	1.66		
LHS3804				-	.04380	.02130	Y --	12.9	3.4			22.83	11.10
LHS1744				-	.03391	.00115	Y H --	13.0	3.4			29.49	...
LHS1992				-				13.0	3.4				
LHS1787	10.74	9.77	8.62	B	.06724	.00148	Y H --	13.1	3.4	13.23	2.11	14.87	0.33
LHS2397A	19.57		14.95	L	.07000	.00210	Y --	13.1	3.4	16.49	10.13	14.29	0.43
LHS2510				-	.03036	.00102	Y H --	13.1	3.4			32.94	1.11
LHS3802	10.72	9.77	8.72	B	.05179	.00194	Y H --	13.2	3.4	15.42	2.51	19.31	0.72
LHS3228				-	.03092	.00136	Y H --	13.3	3.5			32.34	1.42
LHS3443				R				13.3	3.5	15.18	2.34		
LHS3572	12.37	11.26	9.84	R	.04356	.00146	Y H --	13.3	3.5			22.96	0.77
LHS1955A	12.78	11.53	9.89	R	.08095	.00140	--R--	13.4	3.5	8.59	1.36	12.35	0.21
LHS2668				-	.05885	.00211	Y H --	13.4	3.5	11.39	1.77	16.99	0.61
LHS3744	12.03	10.89	9.45	B	.07830	.01170	Y H --	13.4	3.5			12.79	1.91
LHS3874				-	.02917	.00126	Y H --	13.4	3.5			34.28	1.48
LHS3514				-				13.5	3.5				
LHS1603				-	.03737	.00885	Y H --	13.6	3.5			26.76	0.61
LHS3776	13.57	12.27	10.58	W	.09600	.00390	Y --	13.6	3.5	11.75	1.83	10.42	0.42
LHS1922				-	.02160	.01010	Y --	13.7	3.6			46.30	21.65
LHS3513	11.35	10.34	9.06	B	.07470	.00890	Y --	13.7	3.6	14.75	2.33	13.39	1.59
LEHPM3070				-				13.8	3.6				
LHS1376	13.10	11.88	10.26	R	.07016	.00288	-H--	13.8	3.6	12.48	1.96	14.25	0.59
LHS1491	12.82	11.65	10.12	R				13.8	3.6	12.56	1.98		
LHS1900				-	.03934	.00143	Y H --	13.8	3.6			25.42	0.92
LHS2585	11.12	10.12	8.93	B	.06558	.00704	Y H --	13.8	3.6	13.39	2.27	15.25	1.64
LHS3182				-	.03870	.00134	Y H --	13.8	3.6			25.84	0.89
LHS1339	12.17	11.08	9.70	R	.10564	.00300	-H--	13.9	3.6	15.70	2.51	9.47	0.27
LHS1572				-				13.9	3.6				
LHS2069	11.93J	10.81	9.41	W	.06180	.00670	Y --	13.9	3.6	12.98	2.04	16.18	1.75
LHS2253	10.72	9.82	8.80	B	.05026	.00259	Y H --	13.9	3.6	17.32	2.85	19.90	1.03
LHS2295	11.31	10.27	8.99	B	.05892	.00264	Y H --	13.9	3.6	11.72	1.94	16.97	0.76
LHS4009	14.37	12.90	10.98	R	--	13.9	3.6	9.25	1.53		...

Table 3.1 (cont'd)

Name	V	R	I	Ref ^a	π_{trig} (mean)	err	Ref ^b	BRJHK dist (pc)	err	VRLJHK dist (pc)	err	π_{trig} dist (pc)	err
LHS1051	10.900	9.940	8.906	R	.06140	.00584	--	14.0	3.6	17.56	2.76	17.56	2.76
LHS2379	9.96	9.12	8.35	B	.03940	.00158	Y H --	14.0	3.7	20.90	3.43	16.29	1.55
LHS2663							Y H --	14.0	3.6			25.38	1.02
LHS2729	12.85	11.67	10.14	R	.03687	.00109	Y H --	14.0	3.6	12.85	1.99		
LHS3921								14.0	3.7	12.02	2.09	27.12	0.80
LHS4021	13.41	12.18	10.60	R	.03263	.00112	Y H --	14.1	3.7			30.65	1.05
LHS1391					.01847	.00111	Y H --	14.1	3.7			54.14	3.25
LHS2669								14.1	3.7	15.70	2.45		
LHS2899	13.09	11.90	10.38	R	.05965	.00316	Y H --	14.3	3.7	10.19	1.66	16.76	0.89
LHS3602	11.94	10.80	9.27	B	.06810	.00180	Y --	14.4	3.8			14.68	0.39
LHS1604					.11400	.00330	Y --	14.4	3.8	8.84	1.37	8.77	0.25
LHS1951	13.22J	11.90	10.17	W	.03675	.00367	Y H --	14.4	3.7			27.21	2.72
LHS3421					.10372	.00112	--R--	14.5	3.8			9.64	0.10
APM0237-5928					.03411	.00107	Y H --	14.5	3.8			29.32	0.92
LHS1193					.03124	.00104	Y H --	14.6	3.8			32.01	1.07
LHS2485								14.6	3.8	15.62	2.46	15.93	0.52
LHS2718	12.87	11.73	10.28	R	.06276	.00206	Y H --	14.6	3.8	17.76	2.86		
LHS3242	11.35	10.37	9.26	B				14.6	3.8	11.88	1.96		
LHS2485	16.47	14.72	12.59	R				14.6	3.8			28.71	3.24
SCR1841-4347								14.7	3.8			37.99	2.01
LHS1832					.03483	.00393	Y H --	14.7	3.8			28.09	11.84
LHS2759					.02632	.00139	Y H --	14.7	3.8			10.85	0.35
LHS3491					.03560	.01500	Y --	14.7	3.8				
LHS1935	11.72	10.62	9.24	W	.09215	.00299	-H--	14.8	3.8	11.85	1.85		
LHS2122	12.55	11.42	9.94	R				14.8	3.8	12.00	2.06		
NLT1439					.02386	.00159	-H--	14.8	3.8			41.91	2.79
LHS1628	9.66	8.93	8.32	B	.04290	.00161	Y H --	14.9	3.9	25.48	4.19	23.31	0.87
LHS2608								14.9	3.9				
SLP50004-2058								14.9	3.9				
LHS3542	10.57	9.67	8.81	B	.05034	.00181	Y H --	15.0	3.9	21.45	3.47	19.86	0.71
LHS2647					.01237	.00131	Y H --	15.1	3.9			80.84	8.56
LHS2427	11.17	10.22	9.19	W	.05602	.00205	Y H --	15.3	4.0	20.43	3.20	17.85	0.65
LHS3093	12.70	11.49	9.93	B	.07490	.00380	Y --	15.3	4.0	11.27	1.73	13.35	0.68
LHS1197								15.4	4.0				
LHS2813	12.84	11.73	10.32	R				15.4	4.0	18.57	2.86		
LHS1769					.03702	.00124	Y H --	15.4	4.0			27.01	0.90

Table 3.1 (cont'd)

Name	V	R	I	Ref ^a	π_{trig} (mean)	err	Ref ^b	BRIJHK dist (pc)	err	VRJHK dist (pc)	err	π_{trig} dist (pc)	err
LHS3169	12.94	11.81	10.30	R	---	15.5	4.0	17.32	2.77
LHS3844	---	---	15.5	4.0
WT0795	14.11	12.78	11.02	R	.05740	.00660	---	15.5	4.0	13.53	2.26
LHS3235	11.58	10.57	9.38	B	Y	15.6	4.0	17.63	2.75	17.42	2.00
LHS1363	16.46	14.72	12.62	R	.05680	.00650	---	15.7	4.1	10.93	1.70
LHS1766	12.03	10.94	9.60	B	.03213	.00678	Y	15.7	4.1	14.80	2.28	17.61	2.01
LHS1840	---	Y	15.7	4.1	31.12	6.57
LHS1877	---	---	15.7	4.1
LHS2208	---	Y	15.7	4.1	29.09	0.91
LHS1665	---	---	15.8	4.1
LHS3471	12.17	11.15	9.91	B	.06030	.01490	---	15.9	4.1	19.10	3.21	16.58	4.10
SCR0702-6102	16.619	14.751	12.486	R	.06133	.00136	---	15.9	4.1	10.81	2.04	16.31	0.36
SCR0717-0500	13.288	12.015	10.407	R	--	13.9	4.1	13.08	2.11
LHS1337	10.88	10.00	9.04	B	.04453	.00195	Y	16.0	4.2	21.79	3.53	22.46	0.98
LHS2597	---	---	16.0	4.2
LHS3748	---	.04587	.00809	-	16.0	4.2	21.80	3.84
LHS4013	---	.01300	.00078	Y	16.0	4.2	76.92	4.62
LEHPM0125-2	---	---	16.1	4.2
LHS1019	---	.05692	.00273	-	16.1	4.2	17.57	0.84
LHS2933	---	.01148	.00131	Y	16.1	4.2	87.11	9.94
LHS2318	14.17	12.92	11.30	R	---	16.1	4.2	20.87	3.47
LHRJ15116-3403	14.454	13.209	11.595	R	---	16.1	4.2	20.49	3.19
LHS1777	15.34	13.84	11.93	R	.07922	.00155	Y	16.2	4.2	16.07	3.18	12.62	0.25
LHS1823	---	---	16.2	4.2
LHS2470	11.86	10.83	9.55	B	.05022	.00326	Y	16.2	4.2	16.75	2.61	19.91	1.29
LHS1338	12.77	11.68	10.18	B	.04453	.00195	Y	16.3	4.2	17.48	2.89	22.46	0.98
LHS2841	---	.03105	.00230	Y	16.3	4.2	32.21	2.39
LHS3500	---	---	16.3	4.2
SSPM0829-1309	---	---	16.3	4.3
LEHPM2-158	---	---	16.3	4.3
LHS1288	---	.03084	.01105	Y	16.4	4.3	32.43	11.62
LHS1615	---	---	16.4	4.3
LHS2055	---	.01902	.00147	Y	16.4	4.3	52.58	4.06
LHS2251	---	.03137	.00128	Y	16.4	4.3	31.88	1.30
LHS2848	---	---	16.4	4.3

Table 3.1 (cont'd)

Name	V	R	I	Ref ^a	π_{trig} (mean)	err	Ref ^b	BRJHK dist (pc)	err	VRJHK dist (pc)	err	π_{trig} dist (pc)	err
LHS3317	—	—	—	—	.02100	.01860	Y	16.5	4.3	—	—	47.62	42.18
SIP1241-3843	—	—	—	—	—	—	—	16.5	4.3	—	—	—	—
LHS1119	—	—	—	—	.02970	.01010	Y	16.6	4.3	—	—	33.67	11.45
LHS1582	14.71	13.31	11.59	R	—	—	—	16.7	4.3	13.22	2.23	—	—
LHS1042	—	—	—	—	—	—	—	16.8	4.4	—	—	—	—
LHS135	—	—	—	—	—	—	—	16.8	4.4	—	—	—	—
LHS3185	—	—	—	—	—	—	—	16.8	4.4	—	—	—	—
LHS3566	11.84	10.85	9.70	B	.04150	.00344	Y H	16.8	4.4	20.54	3.33	24.10	2.00
LEHPM2-227	—	—	—	—	—	—	—	16.8	4.4	—	—	—	—
LHS1620	—	—	—	—	.01894	.00087	Y H	16.9	4.4	—	—	52.80	2.43
LHS2321	—	—	—	—	.02439	.00168	Y H	16.9	4.4	—	—	4	2.82
LHS2566A	—	—	—	—	.01938	.00113	Y H	16.9	4.4	—	—	51.60	3.01
LHS1932	—	—	—	—	—	—	—	17.0	4.4	—	—	—	—
LHS2085	12.49	11.35	9.92	R	.07250	.01630	Y	17.0	4.4	15.78	2.53	—	—
LHS2926	12.18	11.17	9.98	B	.03156	.00396	Y H	17.0	4.4	23.17	3.59	13.79	3.10
LHS3039	—	—	—	—	.03702	.00172	Y H	17.0	4.4	—	—	31.69	3.98
APM2134-4316	—	—	—	—	—	—	—	17.2	4.5	—	—	27.01	1.26
LHS1303	11.80	10.81	9.59	B	.05825	.00278	Y H	17.2	4.5	20.76	3.24	17.17	0.82
LHS1346	—	—	—	—	.03375	.00225	Y H	17.2	4.5	—	—	29.63	1.98
LHS3064	—	—	—	—	—	—	—	17.2	4.5	—	—	—	—
LHS3719	12.56	11.46	10.08	R	—	—	—	17.2	4.5	17.21	2.68	—	—
SIP0921-2104	—	—	—	—	—	—	—	17.2	4.5	—	—	—	—
WT0562	15.36	13.93	12.13	R	—	—	—	17.2	4.5	—	—	—	—
WT0870	14.37	13.09	11.39	R	—	—	—	17.2	4.5	16.96	2.65	—	—
LHS1353	11.99J	11.06	9.90	W	.05380	.01010	Y	17.2	4.5	16.47	2.53	—	—
LHS2335	11.92	10.91	9.65	R	—	—	—	17.3	4.5	22.69	4.08	18.59	3.49
LHS3107	13.72	12.46	10.82	R	—	—	—	17.3	4.5	16.62	2.82	—	—
LHS1036	—	—	—	—	.02914	.00153	Y H	17.3	4.5	14.64	2.30	—	—
LHS1347	11.81	10.75	9.46	W	.05072	.00322	Y H	17.4	4.5	13.89	2.32	34.32	1.80
LHS1561	13.07	11.83	10.30	R	—	—	—	17.4	4.5	13.52	2.17	19.72	1.25
LHS1909	—	—	—	—	—	—	—	17.4	4.5	—	—	—	—
LHS3503	9.31J	8.52	7.77	W	.05262	.00144	Y H	17.4	4.5	76.38	12.12	19.00	0.52
LHS3975	—	—	—	—	—	—	—	17.4	4.5	—	—	—	—
LHS1767	13.12	11.92	10.46	R	—	—	—	17.4	4.5	17.21	2.75	—	—
LHS1807	13.26	12.09	10.61	R	—	—	—	17.5	4.5	19.19	3.03	—	—

Table 3.1 (cont'd)

Name	V	R	I	Ref ^a	Ref ^b	BRJHK	err	VRJHK	err	π_{trig}	err
						dist (pc)	(mean)	dist (pc)	(pc)	dist (pc)	(pc)
LHS1918	---	---	---	-	-	17.5	4.6	---	---	88.65	8.49
LHS3008	---	---	---	-	Y H --	17.5	4.6	---	---	39.78	2.72
NLT158255	---	---	---	C	---	17.6	4.6	91.68	14.61	---	---
LHS2557	7.13	6.67	---	---	---	17.7	4.6	---	---	---	---
LHS2758	---	---	---	-	---	17.7	4.6	---	---	46.02	2.84
LHS3215	---	---	---	W	Y H --	17.7	4.6	---	---	16.30	0.86
LHS2177	11.96	10.90	9.60	---	- H --	17.8	4.6	16.30	2.50	29.10	1.44
LHS2388	---	---	---	-	---	17.8	4.6	---	---	---	---
LHS4016	12.34	11.24	9.90	R	Y H --	17.8	4.6	17.20	2.67	---	---
LHS3310	---	---	---	-	---	17.9	4.7	---	---	54.02	6.30
LHS1049	---	---	---	-	---	18.0	4.7	---	---	---	---
LHS3427	---	---	---	-	Y H --	18.0	4.7	---	---	61.58	5.27
LSR J12146-4603	---	---	---	-	---	18.0	4.7	---	---	---	---
SCR1931-0306	16.801	15.119	13.111	R	---	18.0	4.7	17.91	2.97	---	---
APM0452-5819	---	---	---	-	---	18.1	4.7	---	---	28.36	1.59
LHS1225	---	---	---	-	---	18.1	4.7	---	---	64.56	5.00
LHS1231	---	---	---	-	Y H --	18.1	4.7	---	---	---	---
LHS2435	13.68	12.51	10.91	R	Y H --	18.1	4.7	17.69	2.82	---	---
LHS3233	12.65	11.55	10.19	B	Y - R -	18.1	4.7	19.73	3.06	21.96	0.88
LHS3246	---	---	---	-	---	18.1	4.7	---	---	---	---
LHS3396	---	---	---	-	---	18.1	4.7	---	---	---	---
LSR J11256-3834	---	---	---	-	---	18.1	4.7	---	---	---	---
2MA J11553-3727	---	---	---	-	---	18.1	4.7	---	---	---	---
LHS2552	13.57	12.36	10.72	R	---	18.2	4.7	---	---	---	---
SCR0914-4134	14.989	13.546	11.710	R	---	18.2	4.7	15.06	2.38	---	---
LHPM4416-1	14.527	13.201	11.545	R	---	18.2	4.7	14.84	2.46	---	---
LHS1122	11.39	10.44	9.36	B	---	18.3	4.8	19.40	3.17	---	---
LHS1217	---	---	---	-	Y H --	18.3	4.8	20.72	3.26	23.30	1.36
LHS1672	---	---	---	-	---	18.3	4.8	---	---	---	---
LHS2739	---	---	---	-	---	18.3	4.8	---	---	---	---
LHS1281	---	---	---	-	---	18.3	4.8	---	---	---	---
LHS2460	---	---	---	-	Y H --	18.4	4.8	---	---	71.53	3.79
LHS2040	---	---	---	-	---	18.4	4.8	---	---	---	---
L152044	---	---	---	-	Y H --	18.4	4.8	---	---	38.26	2.85
LHS1202	---	---	---	-	---	18.5	4.8	---	---	---	---

Table 3.1 (cont'd)

Name	V	R	I	Ref ^a	π_{trig} (mean)	err	Ref ^b	BRUJK dist (pc)	err	VRUJK dist (pc)	err	π_{trig} dist (pc)	err
LHS1373	—	—	—	—	.03734	.00485	- H -	18.6	4.8	—	—	26.78	3.48
LHS2509	—	—	—	—	- H -	18.6	4.8	—	—	—	—
LHS2683	—	—	—	—	- H -	18.6	4.9	—	—	—	—
LHS3411	—	—	—	—	- H -	18.6	4.8	—	—	—	—
LHS1434	—	—	—	—	- H -	18.7	4.9	—	—	—	—
LHS1906	—	—	—	—	.02290	.01840	Y - -	18.7	4.9	—	—	43.67	35.09
LHS2634	12.59	11.50	10.10	R	- H -	18.7	4.9	17.14	2.68	—	—
LHS3918	—	—	—	—	- H -	18.7	4.9	—	—	—	—
LHS3909	12.98	11.81	10.40	R	- H -	18.7	4.9	19.39	3.16	—	—
LEHPM3719-1	—	—	—	—	- H -	18.8	4.9	—	—	—	—
LHS1351	12.22	11.13	9.81	R	- H -	18.9	4.9	18.21	2.88	—	—
LHS2106	14.21	12.87	11.12	R	- H -	18.9	4.9	14.50	2.49	—	—
LHS2165	—	—	—	—	.02709	.00185	Y H -	18.9	4.9	—	—	36.91	2.52
LHS2587	—	—	—	—	.02809	.00159	Y H -	18.9	4.9	—	—	35.60	2.02
LHS3580	—	—	—	—	- H -	18.9	4.9	—	—	—	—
LHS3898	—	—	—	—	.02210	.01730	Y - -	18.9	4.9	—	—	45.25	35.42
LHS2859	—	—	—	—	- H -	19.0	4.9	—	—	—	—
LHS3205	12.35	11.25	9.84	W	.04535	.00506	- H -	19.0	5.0	14.47	2.32	22.05	2.46
LHS3516	—	—	—	—	- H -	19.0	4.9	—	—	—	—
2MA03202-0446	—	—	—	—	- H -	19.1	5.0	—	—	—	—
APM0217-5923	—	—	—	—	- H -	19.1	5.0	—	—	—	—
LHS1063	—	—	—	—	.02280	.00141	Y H -	19.1	5.0	—	—	43.86	2.71
LHS2228	—	—	—	—	.03562	.00148	Y H -	19.1	5.0	—	—	28.07	1.17
LHS2385	—	—	—	—	- H -	19.1	5.0	—	—	—	—
LHS3400	11.47	10.46	9.38	B	.05411	.00718	Y H -	19.1	5.0	21.46	3.44	18.48	2.45
LHS3418	—	—	—	—	- H -	19.1	5.0	—	—	—	—
LHS1668	—	—	—	—	- H -	19.3	5.0	—	—	—	—
LHS3079	13.64	12.51	11.03	R	.04130	.01060	Y - -	19.3	5.0	22.16	3.52	—	—
LHS3377	12.65	—	—	S	.06444	.00184	Y - -	19.3	5.0	29.41	4.50	24.21	6.21
SCR0723-8015	17.496	15.748	13.542	R	.04112	.00802	- R -	16.29	2.64	16.29	2.64	15.52	0.44
LHS3053	—	—	—	—	.03767	.00242	Y H -	19.4	5.1	—	—	24.32	4.74
LHS3114	—	—	—	—	.06452	.00365	Y H -	19.4	5.1	—	—	26.55	1.71
LHS3630	—	—	—	—	.03823	.00140	Y H -	19.4	5.0	—	—	15.50	0.88
LHS1904	—	—	—	—	.03961	.00236	Y H -	19.5	5.1	—	—	26.16	0.96
LHS1357	—	—	—	—	- H -	19.6	5.1	—	—	25.25	1.63

Table 3.1 (cont'd)

Name	V	R	I	Ref ^a	π_{trig} (mean)	err	Ref ^b	BRJHK dist (pc)	err	VRJHK dist (pc)	err	π_{trig} dist (pc)	err
LHS2564				-	.03531	.00120	Y H --	19.6	5.1	12.84	1.96	28.32	0.96
LHS2783	13.39	12.14	10.52	R	.03940	.01990	Y ---	19.6	5.1	25.38	12.82
LHS2852				-	.04680	.01060	Y ---	19.7	5.1	21.37	4.84
LHS3352	12.01	10.98	9.71	B	---	19.7	5.1	18.24	2.83
LHS3437				-	.04530	.00339	Y H --	19.7	5.1	19.32	2.96
LSR108446-4805	14.101	12.881	11.281	R	.03685	.00244	Y H --	19.9	5.2	19.22	2.97	22.08	1.65
SCR1240-8116	11.79	10.78	9.55	B	.02806	.00309	Y H --	19.9	5.2	27.14	1.80
LHS1228				-	---	19.9	5.2	14.13	2.43	35.64	3.92
LHS2515				-	.03436	.00233	Y H --	19.9	5.2
LHS2870A	14.30	12.93	11.16	R	.02452	.00152	Y H --	19.9	5.2	29.10	1.97
LHS3197				-	.05070	.00310	Y H --	20.0	5.2	40.78	2.53
LHS3525				-	.02386	.00167	Y H --	20.0	5.2	17.19	2.64	19.72	1.21
LHS3750				-	.05070	.01130	Y ---	20.0	5.2	41.91	2.93
LHS1810				-	---	20.0	5.2	19.82	3.08	19.72	4.40
LHS2137				-	---	20.0	5.2	20.58	3.19
LHS2595	13.56	12.37	10.82	R	---	20.1	5.2	17.60	2.81
LHS2799				-	.02065	.00120	Y H --	20.1	5.2	48.43	2.81
LHS3165				-	.05880	.00190	Y ---	20.2	5.3	19.89	3.06	17.01	0.55
LHS3855	11.90	10.89	9.68	B	---	20.2	5.3
SCR1726-8433	14.254	13.004	11.415	R	---	20.2	5.3	17.13	2.66
LHS2506				-	---	20.2	5.3	29.05	2.07
LHS3615	13.09	11.94	10.47	R	.03442	.00245	Y H --	20.3	5.3	38.36	5.22
LHS3842				-	.02607	.00355	Y H --	20.3	5.3	34.97	3.18
LHS4031				-	.02860	.00260	Y ---	20.3	5.3
LHS1785				-	.04194	.00343	H ---	20.4	5.3	23.84	1.95
LHS2401	13.10	11.97	10.54	R	.05931	.00287	Y H --	20.4	5.3	17.56	2.71	16.86	0.82
LHS4038				-	---	20.4	5.3
WT0244	15.17	13.80	12.02	R	---	20.4	5.3
LEHPM1-6443				-	---	20.4	5.3
LHS1815				-	---	20.4	5.3
LHS2433				-	---	20.4	5.3
LHS3702				-	---	20.4	5.3
APM0302-6952				-	---	20.4	5.3
LHS1747				-	---	20.4	5.3
LHS2145	12.10	11.05	9.72	B	---	20.4	5.3

Table 3.1 (cont'd)

Name	V	R	I	Ref ^a	π_{trig} (mean)	err	Ref ^b	BRJHK dist (pc)	err	VRJHK dist (pc)	err	π_{trig} dist (pc)	err
LHS2870B					.02806	.00309	Y H --	20.4	5.3	19.47	3.04	35.64	3.92
SCR0805-5912	14.680	13.364	11.681	R	---	20.4	5.3
LHS2743					.01920	.00091	Y H --	20.5	5.3	52.08	2.47
NLT119675					---	20.5	5.3
WT2180					---	20.6	5.4	21.89	3.53
LHS2025	13.61	12.44	10.92	R	---	20.6	5.4	20.09	3.25
SCR2307-8452	15.114	13.758	11.998	R	---	20.6	5.3
SIP52130-7710					---	20.7	5.4
LHS1639					.01873	.00199	Y H --	20.7	5.4	53.39	5.67
LHS2558					---	20.7	5.4
LSR J10382-4933					---	20.7	5.4	32.57	5.14
SCR1637-4703	14.735	13.551	12.029	R	---	20.8	5.4
LHS2024					---	20.8	5.4
LHS2521					---	20.9	5.4
LHS1793					---	20.9	5.4
LHS3694					---	20.9	5.4
LHS1026					.04374	.00253	Y H --	21.0	5.5	28.10	4.59	22.86	1.32
LHS3383	11.69	10.74	9.78	B	---	21.0	5.5
LHS3393					.02168	.00356	Y H --	21.0	5.5	46.13	7.57
LHS1978					---	21.1	5.5
LHS2233					---	21.1	5.5
LHS2875					.04020	.00340	Y --	21.1	5.5	26.43	4.16	24.88	2.10
LHS3149	13.04	11.96	10.62	B	---	21.1	5.5
LSR J16019-3421					---	21.1	5.5
LHS2186					.02542	.00217	Y H --	21.2	5.5	39.34	3.36
LHS2642					---	21.2	5.5
LHS2822					---	21.2	5.5
LSR J12042-4037					---	21.2	5.5
LHS1186					.01618	.00174	Y H --	21.3	5.5	61.80	6.65
LHS1481					.09550	.01090	Y --	21.3	5.6	22.85	3.89	10.47	1.20
LHS2530	12.67	11.57	10.23	W	---	21.3	5.5
LHS3144					---	21.3	5.5
LHS1293					---	21.5	5.5
LHS1852					---	21.5	5.6
LHS2386	12.97	11.89	10.53	R	---	21.5	5.6	22.82	3.53

Table 3.1 (cont'd)

Name	V	R	I	Ref ^a	π_{trig} (mean)	err	Ref ^b	BRLJK dist (pc)	err	VRJHK dist (pc)	err	π_{trig} dist (pc)	err
LHS3378				-	.03624	.00267	-H--	21.5	5.6	27.59	2.03
LHS1380				-	-H--	21.6	5.6
LHS1957	12.28	11.27	10.02	R	-	21.6	5.6	22.97	3.54
LHS1332				-	-	21.7	5.6
LHS3680				-	-	21.7	5.6
LHS1471				-	-	21.8	5.7
LHS2704				-	-	21.8	5.7
LHS3954				-	-	21.8	5.7
2MAJ456-27473				-	-	21.9	5.7
LEHPM0027-2				-	-	21.9	5.7
LHS1356				-	.04282	.00281	-H--	21.9	5.7	23.35	1.53
LHS2477				-	-	21.9	5.7
LHS2906	14.98	13.70	12.03	R	.01923	.00194	YH--	21.9	5.7	21.90	3.39	52.00	5.25
LHS2938				-	YH--	21.9	5.7
LHS3528				-	-	21.9	5.7
LHS3756				-	-	21.9	5.7
LEHPM2-173				-	-	22.0	5.7
LHS1311				-	-	22.0	5.7
LHS1412				-	-	22.0	5.7
LHS2505				-	.02592	.00193	YH--	22.0	5.7	38.58	2.87
LHS3123				-	-	22.0	5.7
NLT78944				-	.01907	.00158	YH--	22.0	5.7	52.44	4.34
LHS1408				-	.05253	.00191	YH--	22.1	5.8	19.04	0.69
LHS2826				-	-	22.1	5.8
LSR107110-3824				-	-	22.1	5.8
LHS1106				-	.02851	.00239	-H--	22.2	5.8	35.08	2.94
LHS3222				-	.02327	.00220	YH--	22.2	5.8	39.57	3.45
LHS3613				-	.03260	.01500	Y	22.2	5.8	30.67	14.11
LHS3735				-	-	22.2	5.8
LHS3740				-	-	22.2	5.8
APM2127-3844				-	-	22.3	5.8
LHS3076				-	.02580	.00220	Y	22.3	5.8	38.76	3.31
LHS3271	11.61	10.70	9.75	B	.04727	.00310	YH--	22.3	5.8	31.09	4.96	21.16	1.39
LSR109204-4922				-	-	22.3	5.8
LSR11104-3608				-	-	22.3	5.8

Table 3.1 (cont'd)

Name	V	R	I	Ref ^a	π_{trig} (mean)	err	Ref ^b	BRLJHK dist (pc)	err	VRJHK dist (pc)	err	π_{trig} dist (pc)	err
LHS1144				-	-	22.4	5.8	25.16	4.01
LHS4025	14.44	13.19	11.64	R	-	22.4	5.8
LHS1641				-	-	22.5	5.9
LHS3666				-	.03861	.00448	Y H -	22.5	5.9	16.28	2.65	25.90	3.01
SCR0420-7005	17.093	15.355	13.248	R	-	22.6	5.9
LEHPM2-88				-	-	22.6	5.9
LHS1567				-	-	22.6	5.9
LHS2881				-	-	22.6	5.9
LHS3112				-	-	22.6	5.9
LHS3789				-	-	22.6	5.9
LHS1379	11.40	10.50	9.51	B	.04162	.00290	Y H -	22.7	5.9	26.97	4.22	24.03	1.67
LHS3109				-	-	22.8	5.9
LHS3315	13.53	12.31	10.96	R	.04290	.00320	Y - - -	22.8	5.9	35.17	8.92	23.31	1.74
LHS4012				-	-	22.8	5.9
LSR J19105-4133				-	-	22.8	5.9
LHS1836	13.06	11.92	10.50	B	.06820	.00890	Y - - -	22.9	6.0	18.83	2.94	14.66	1.91
LHS3512	12.83	11.71	10.24	B	.07470	.00890	Y - - -	22.9	5.9	18.87	3.21	13.39	1.59
WT0178	14.81	13.48	11.77	R	-	22.9	5.9	18.37	2.83
SCR1847-1922				-	-	23.0	6.0
LHS2329				-	-	23.1	6.0
LHS3147	13.20	12.10	10.64	R	-	23.1	6.0	20.67	3.24
20228-63				-	-	23.2	6.0
LHS1112				-	.01931	.00138	- H - -	23.2	6.0	51.79	3.70
LHS1140	14.18	12.89	11.20	R	-	23.2	6.0	17.09	2.82
LHS3596				-	.02977	.00231	Y H - -	23.2	6.0	33.59	2.61
LHS1438				-	.04378	.00316	Y H - -	23.3	6.1	22.84	1.65
LHS1467				-	.03297	.00098	Y H - -	23.3	6.1	29.44	0.85
LHS2715				-	.02793	.00215	Y H - -	23.3	6.1	35.80	2.76
LHS3787	13.41	12.17	10.55	W	.09960	.00330	Y - - -	23.3	6.1	13.88	2.17	10.04	0.33
LHS2119				-	-	23.4	6.1
LEHPM162				-	-	23.5	6.1
LHS1365				-	.01617	.00133	Y H - -	23.5	6.1	61.84	5.09
SCR0111-4908	17.686	15.913	13.751	R	-	23.6	6.1	17.66	2.78
LHS3585				-	-	23.7	6.2
LHS3793				-	-	23.7	6.2

Table 3.1 (cont'd)

Name	V	R	I	Ref ^a	Ref ^b	Ref	π_{trig} (mean)	err	BRIJHK dist (pc)	err	VRJHK dist (pc)	err	π_{trig} dist (pc)	err
LSR J07253-3742				-		-	23.7	6.2
LEHPM2-90				-		-	23.8	6.2	42.59	3.95
LHS2494				-		Y H--	.02348	.00218	23.8	6.2	43.18	4.72
LHS3183				-		Y H--	.02316	.00253	23.8	6.2
SIPS2346-3153				-		-	23.9	6.2
LHS1924				-		-	23.9	6.2
LHS2804				-		-	23.9	6.2
LHS2378				-		-	24.0	6.3	15.75	1.56
LHS2476				-		-	24.0	6.2
LHS2568				-		-	24.0	6.2
LHS3582				-		Y----	.03080	.00970	24.0	6.2	32.47	10.23
LHS4046				-		-	24.0	6.3
LHS1325				-		-	24.1	6.3
LHS1511				-		-Y----	.01527	.00110	24.1	6.3	65.49	4.72
LHS3534				-		-	24.1	6.3
SCR0642-6707	16.001	14.425	12.413	R		-	24.1	6.3	17.67	3.89
SCR1247-0525	14.758	13.439	11.720	R		-	24.2	6.3	20.36	3.45
SIPS1936-5502				-		-	24.2	6.3
APM0544-4108				-		-	24.3	6.3
LHS1300				-		-	24.3	6.3
LHS1490	15.87	14.34	12.45	R		-	24.3	6.3	20.06	3.89
LHS1873				-		-	24.3	6.3
LHS1259				-		-	24.3	6.3
LHS2744				-		-	24.5	6.4
LHS3316	13.00	11.96	10.68	B		-H----	.02786	.00265	24.6	6.4	35.89	3.41
APM2109-4004				-		Y----	.05150	.00520	24.6	6.4	31.19	5.04	19.42	1.96
LHS3484	13.87	12.69	11.18	R		-	24.7	6.4	24.87	4.02
LHS1768				-		-H----	.02661	.00395	24.7	6.4
LHS3738				-		-	24.8	6.5	37.58	5.58
APM2359-6246				-		-	24.8	6.5
LHS1590				-		-	24.9	6.5
LHS1654				-		-	24.9	6.5
LHS2328	13.53	12.36	10.85	R		-	24.9	6.5	20.54	3.20
LHS2707				-		-	24.9	6.5
LHS3872	13.87	12.67	11.10	W		Y----	.09360	.02420	24.9	6.5	20.80	3.28	10.68	2.76

Table 3.1 (cont'd)

Name	V	R	I	Ref ^a	π_{trig} (mean)	err	Ref ^b	BRLJHK dist (pc)	err	VRUJHK dist (pc)	err	π_{trig} dist (pc)	err
LHS1099	14.73	13.51	11.96	R	-----	25.0	6.5	27.65	4.26
LHS1622	14.73	13.51	11.96	R	-----	25.0	6.5	27.65	4.26

^aReferences used for *VRI* Photometry were Bessell, denoted by B, Costa, denoted by C, Henry (H), Jao (J), Koen (K), Lépine (L), Sandage (S), and Weis (W).

^bY in the first column under references for π_{trig} indicates that YPC provided a parallax; H in the second column indicates that Hipparcos provided a parallax; R in the third column notes that RECONS has calculated a parallax for the star; 'U' in the last column stands for US Naval Observatory. Other π_{trig} references were occasionally used, including Dahn (denoted by D), Gatewood (G), Söderhjelm (S), and Tinney (T).

3.3.2 Trigonometric Parallaxes from CTIO

Figure 3.1 shows how many SLOWMO stars with available trigonometric parallaxes are within 5 pc, 5-10 pc, 10-15 pc, etc., up to 100 pc. In addition to being a source for much of the *VRI* photometry data in this thesis, RECONS is also a source of trigonometric parallax information. In fact, RECONS is one of the last remaining groups still studying the stars with this method. It is easy to understand why; it requires a considerable amount of time and dedication. The darker portions of the histogram in Figure 3.1 represent stars for which RECONS has measured trigonometric parallaxes during CTIOPI. There are 17 stars in the SLOWMO sample that have trigonometric parallaxes exclusively from RECONS, although in total, RECONS has Π for 5% of the 584 stars with parallaxes.

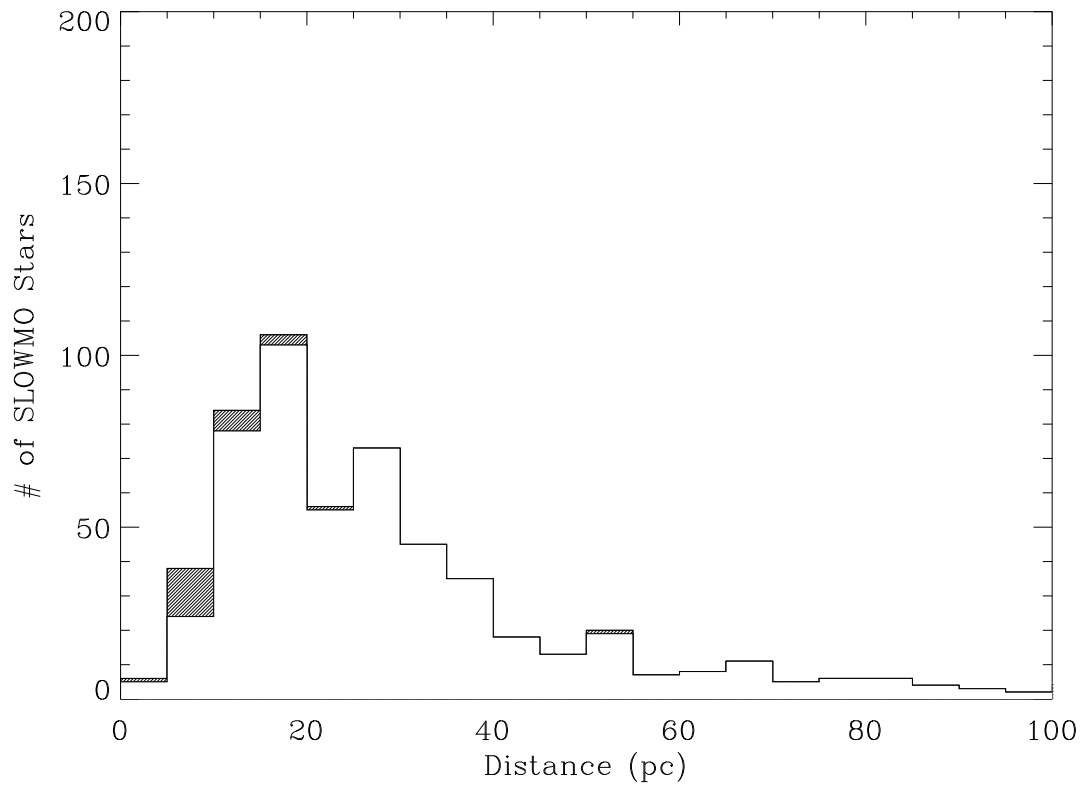


Figure. 3.1 Number of SLOWMO Stars vs. Given Π_{trig} Distance, Based on Stars with Trigonometric Parallaxes. Stars which have Π published by the RECONS team are shaded in; our unpublished parallaxes are not included in these numbers.

– 4 –

Analysis

In §4.1 and §4.2, I discuss the relative accuracies of distance estimates for stars in the SLOWMO sample using *BRIJHK* photometry and *VRIJHK* photometry. Comparisons of the various methods can be found in Figures 4.2-4.4.

4.1 Distance Estimates using *BRIJHK*

Using a series of relations specifically made for Hambly et al. (2004), photometric distance estimates can be calculated for stars with at least one *BRI* magnitude and at least one *JHK* magnitude. These distance estimates are most reliable for red dwarfs and assume that stars being examined lie on the main sequence and are single. Even in the best case scenario – a red dwarf in a single star system, the method has an inherent average error of $\sim 26\%$ (Hambly et al. 2004). There is a possible suite of 11 relations that are combined to derive a final plate distance. Estimated distances of SLOWMO stars can be found in Table B.1 in Appendix B and are shown in Figure 4.1. Only distances derived from more than six relations are included in Fig. 4.1, and all known multiples (including unresolved ones) have also been eliminated. 239 stars did not have *BRIJHK* plate distance estimates at all. Note that the bulk of stars ($\sim 67\%$) moving between $1.0''/\text{yr} > \mu \geq 0.5''/\text{yr}$ fall within 40 pc.

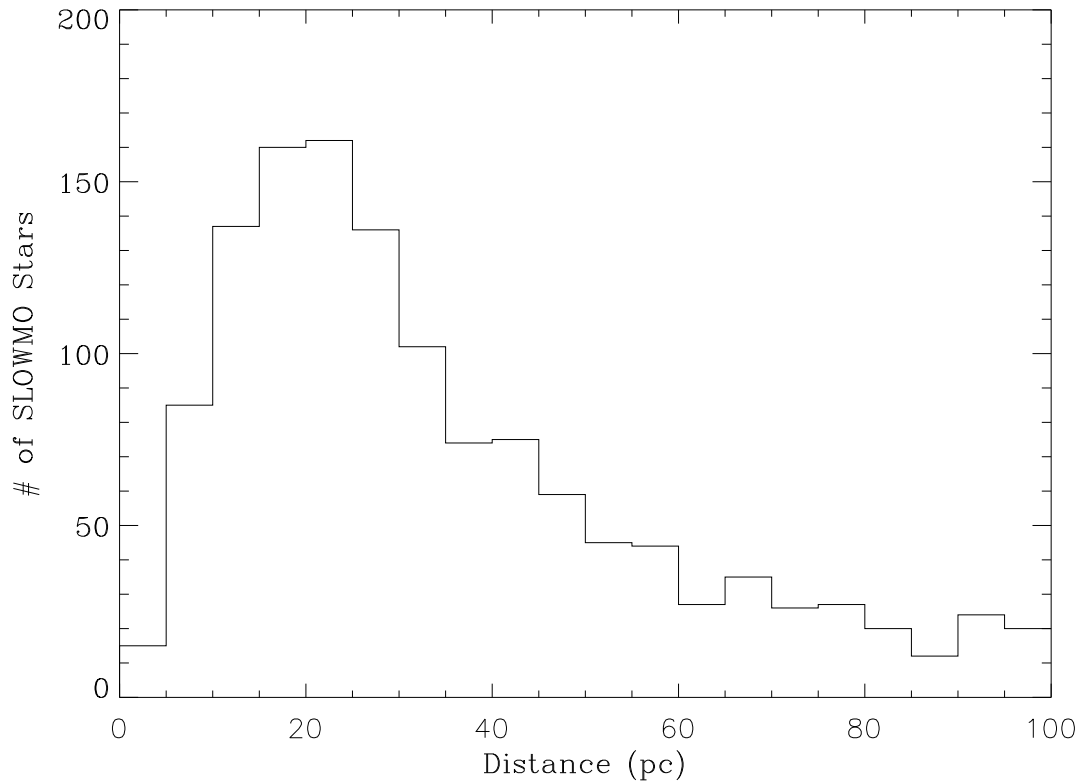


Figure. 4.1 Number of SLOWMO stars vs Distance, based on stars with at least 6 color relations, using *BRIJHK* photometric distance estimates.

In Figure 4.2, *BRIJHK* distance estimates have been plotted against trigonometric distances for all stars in the SLOWMO sample that have both distances available, out to 50 pc, excluding known multiples. The photometric distance estimates tend to be smaller than the trigonometric distances, highlighting the importance of the latter in determining true distances to the stars. One of the reasons the photometric distance estimates tend to be smaller is because not all doubles have been accounted for – yet another reason trigonometric parallaxes are superior. Poor photometry can also skew the distance estimate. The photometry provided by SuperCOSMOS is not

“bad”, but there are often multiple choices for a given star that can only be worked out by comparing photometry in different filters. The choice may be obvious – a red dwarf that already has a confirmed J magnitude of 10 cannot possibly have a B magnitude of 8, for example. Other times the choice isn’t so obvious, and therein lies a possible error. However, in the “grand scheme” of astronomy, it’s worth noting that an error placing a star 20, 40, or even 1000 pc from its true distance is a remarkable achievement.

4.2 Distance Estimates using $VRIJHK$

Distance estimates can also be made using $VRIJHK$ relations. As Figure 4.3 shows, $VRIJHK$ distance estimates tend to be more reliable than those using $BRIJHK$ estimates (Figure 4.2). The primary reason for this is because all adopted VRI photometry is of superior quality to the plate BRI photometry. As pointed out in §3.2.3, RECONS has very high standards for VRI photometry, and those standards apply not only to the data we have personally obtained and reduced, but also informs our inclusion of other sources. While $BRIJHK$ photometry based evaluations tend to underestimate the true distance to an object, as demonstrated in Figure 4.2, $VRIJHK$ based evaluations tend to overestimate a subset of the stars’ true distances, as shown in Figure 4.3, if the star isn’t a main sequence dwarf (i.e. it is a subdwarf). The “problem” of multiples has been accounted for, as in the process of obtaining and evaluating photometry for specific targets, multiples will be uncovered, so they do not

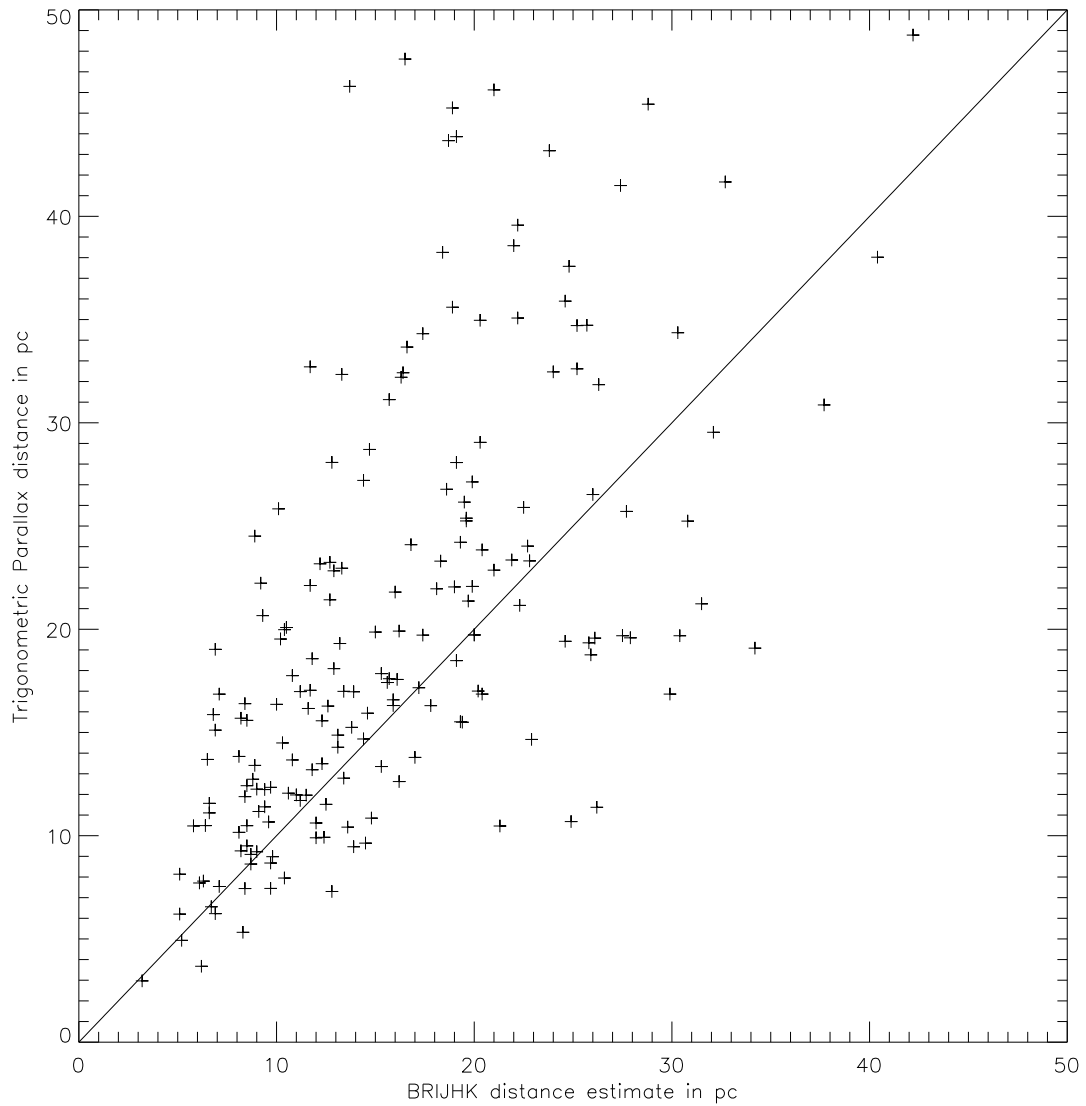


Figure. 4.2 A Comparison of *BRIJHK* and Trigonometric Parallax distance estimates.

skew those distance estimates that are based on *VRIJHK* photometry. Unknown multiples undoubtedly contribute to the underestimation of distances in *BRIJHK* photometry because the stars are not looked at individually, but instead come from surveys with an eye towards capturing the whole sky rather than specific targets,

and multiples appear overly luminous. Although this issue is resolved when observers look at individual objects, subdwarfs are still not positively identified until spectra are taken. Due to time constraints, the work for this thesis did not involved taking spectra for any of the objects in the SLOWMO sample, and many of the source papers did not provide spectral analysis. Therefore, subdwarfs are still a “problem” in Figure 4.3, as they are underluminous compared to stars of the same spectral type that lie on the main sequence. Overall, the $VRIJHK$ distance estimates still more closely approximate the distances determined by trigonometric parallaxes, despite the subdwarf dilemma.

4.3 Population Statistics

While characterizing the SLOWMO stars on an individual basis is both necessary and rewarding as an end goal, the numbers take on more meaning when the population is examined statistically. In this section I will discuss the characterization of the SLOWMO sample as a whole. A list of these statistics can be found in Appendix A.

Overall, there are 1906 stars in 1805 systems in the SLOWMO sample. This includes several new stars and some stars in systems previously unknown to be binaries. Some of these were found by the RECONS team during the course of checking 2MASS colors, others are instances where an investigator did not realize the star he or she discovered had a companion. These new discoveries will be discussed further in §4.4 and §5.1. 560 systems in the SLOWMO sample have photometric distance estimates

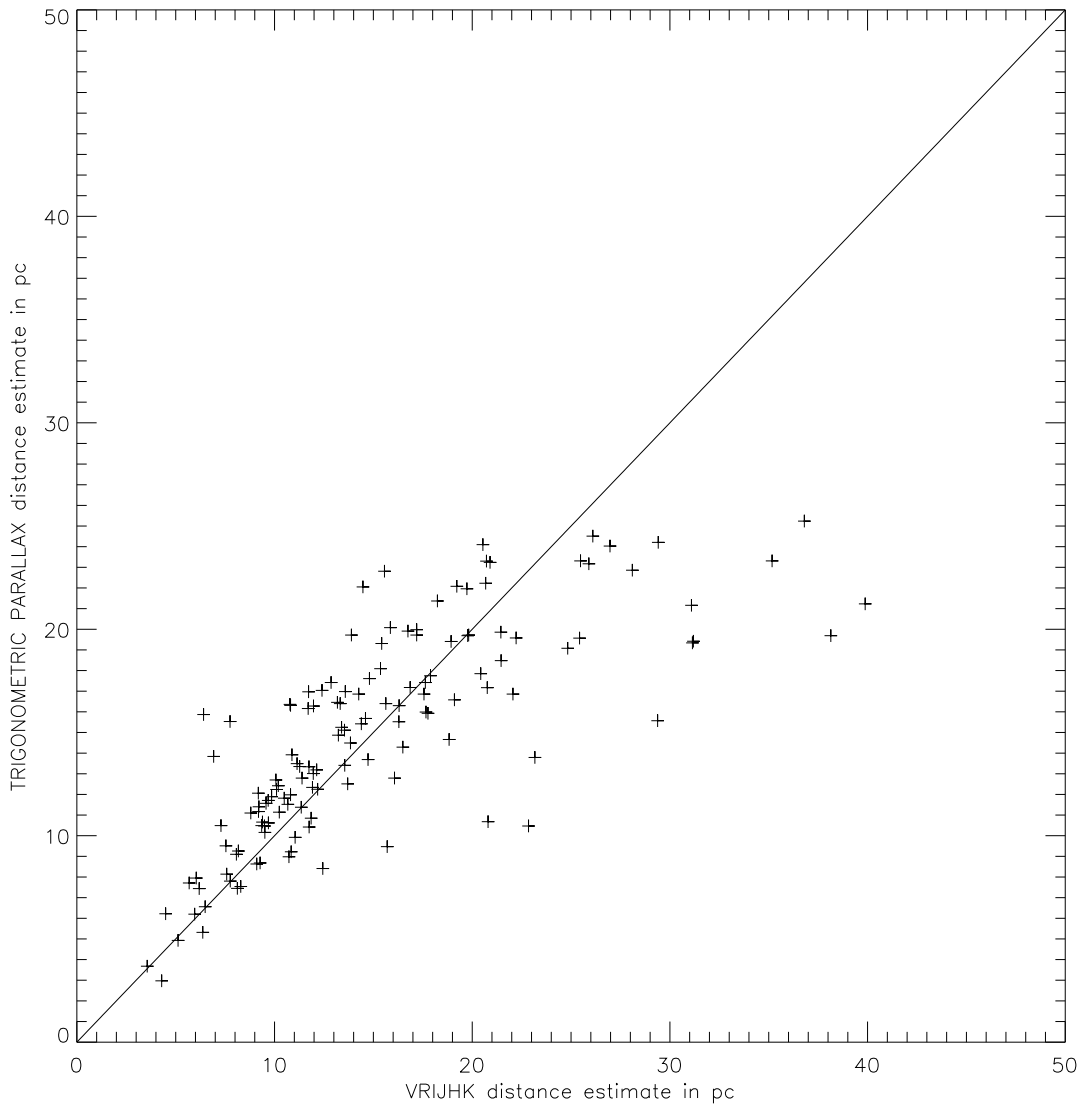


Figure. 4.3 A Comparison of *VRIJHK* and Trigonometric Parallax distance estimates. Note that the distance to subdwarf candidates is generally overestimated.

that place them within the 25 pc horizon.

The NStars Database currently contains 2635 stars in its census of stars within 25 pc. It is difficult to compare the number of stars in the NStars Database and the number of stars in this thesis directly, as NStars covers both the northern and the

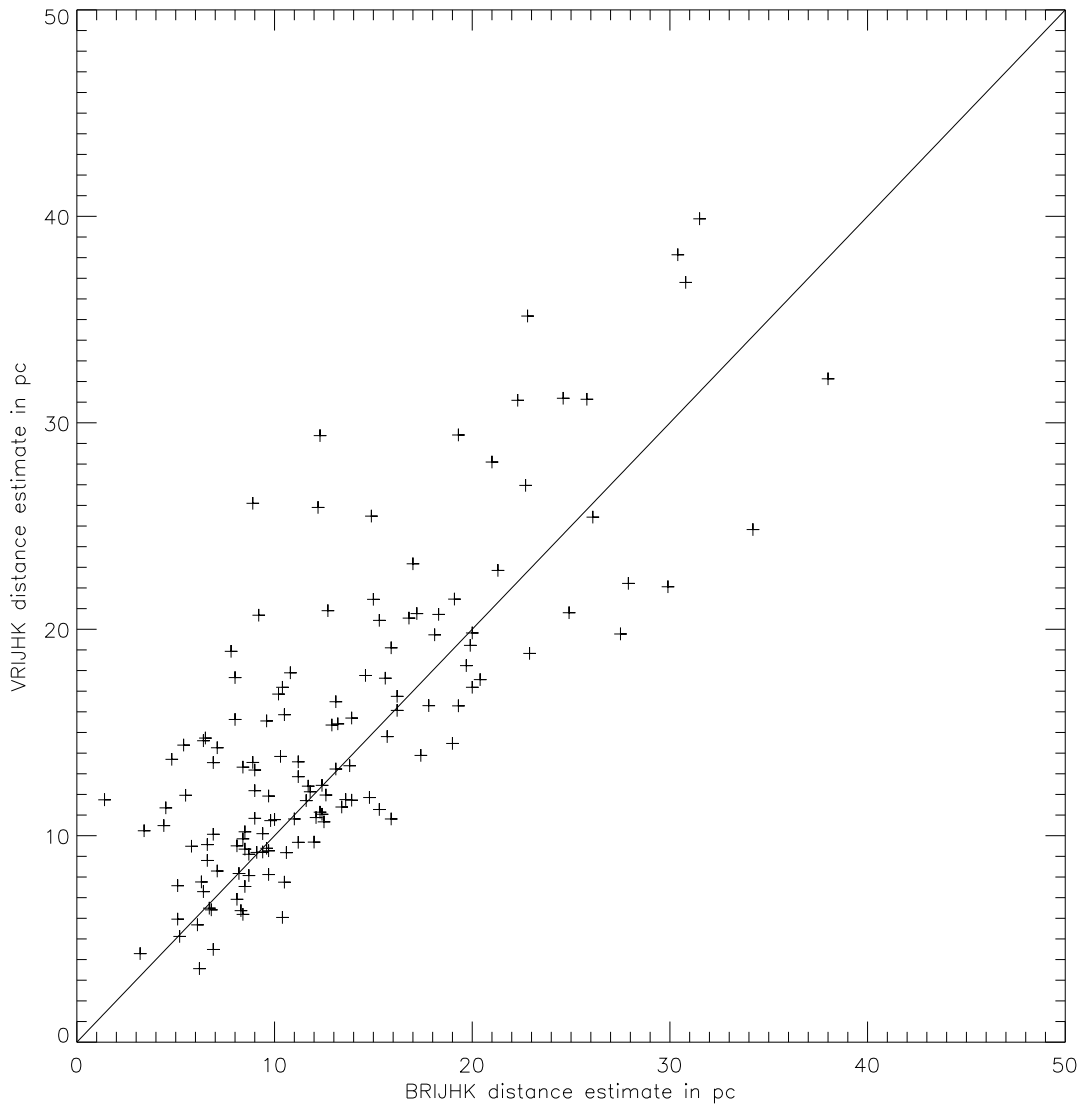


Figure. 4.4 A Comparison *BRIJK* and *VRIJK* Distance Estimates

southern skies, and includes all proper motion ranges. NStars also effectively requires a trigonometric parallax for inclusion – 2629 of those 2635 stars have a listed Π . It is obviously incomplete; not only do the scientists involved in NStars say so, but this thesis uncovers at least 245 more stars likely to be within 25 pc that do not have a parallax. (For more details on this number, see §5.2). However, based on the fact

that virtually all of the stars in the NStars database have a parallax, it is safe to say that this thesis represents roughly a 10% increase in candidates for nearby stars. Roughly half of the stars in the NStars database are expected to be in the northern sky so that figure is probably closer to 20% if only $\delta < 0$ is considered. This ignores the fact that traditionally, the northern sky has been more heavily observed.

4.4 Multiple Systems

The SLOWMO sample currently contains 1704 single systems, 94 known binary systems and 7 known triple systems. Using the 101 multiples in 1805 systems, the multiplicity fraction is $\sim 6\%$. This number is low in part because the vast majority of stars in the SLOWMO sample are red dwarfs, which are multiple less often than more massive stars. However, approximately 30% of M dwarfs are expected to be in binaries (Henry 1991), so this number is low even for M dwarfs. This points to the fact that there are likely to be many undiscovered multiple systems in the SLOWMO sample

The discrepancy in the SLOWMO sample between expected multiplicity fraction and calculated multiplicity fraction may also help explain the general underestimation of *BRIJK* photometric distances in comparison to trigonometric distances. The general trend in nearby astronomy is towards finding less luminous and less massive stellar and substellar objects, so undoubtedly more SLOWMO objects will be found to have companions that are thus far undetected.

The fact that there are 7 known triple systems – 0.4% of all of the systems in the sample is not particularly remarkable. Astronomers have long known that stars in multiple systems, including triples, are not “rare”. However, the fact that many stars in the SLOWMO sample are nearby offers an advantage for studying such systems. There is one particularly interesting triple system in the sample – that of LHS4039/LHS4040 and LEHPM6443.

LEHPM6443 is also known as APMPM J2354-3316C, as it is another example of a star simultaneously and independently discovered. The first examination of its spectrum was undertaken by Scholz et al. (2004), and the star is classified as an M8.5 dwarf. This system provides an excellent opportunity for studying the evolution of stars, as it also contains a white dwarf (LHS4040, a DA5+) and therefore allows an age approximation based on white dwarf cooling theories (Scholz et al. 2004; Monteiro et al. 2006). The third star in this system is estimated by Scholz et al. (2004) to be an M4 dwarf. In addition to the advantage of having a white dwarf as one of its components, this system is a gold mine because the low mass companion LEHPM6443 lies about $96''$ (2200 AU) from the other stars. Scholz et al. (2004) estimate the separation of LHS4039 and LHS4040 to be $103''$, making follow up observations on the three components relatively easy. This system does not have a published parallax as of yet, but RECONS has calculated it to be 0.04380 ± 0.00156 , putting the system at ~ 23 pc. Scholz et al. (2004) used spectroscopic and photometric distance estimates to derive a distance of 21 pc, which highlights the value of these types of estimations,

but also the need for trigonometric parallaxes when accuracy is more crucial.

– 5 –

Discussion

During this research project it has become clear that there are still stars lurking nearby, waiting to be uncovered because after their initial discovery they have never been looked at again. Luyten published his first catalog of stars moving faster than $0.5''/\text{yr}$ in 1955 (Luyten 1955), yet many of these stars and those in his subsequent catalogs (Luyten 1979, 1980) have been abandoned by astronomers in search of new discoveries. In fact, it was not until 2002 that the LHS catalog was even systematically checked for astrometric accuracy by Bakos et al. (2002), revealing that 135 LHS objects did not even exist! The same has yet to be done for the NLTT catalog. Given the larger number of stars in the NLTT catalog, one can only imagine what surprises await upon revisiting the data. This thesis has attempted to put a dent in some of those uncertainties. Hopefully it will prove to be helpful to astronomers in the future.

In addition to revisiting long neglected stars to reveal nearby treasures, this thesis may help in the search for even smaller, yet possibly more valuable treasures – namely planets. The RECONS team is involved in a project called the Astrometric Search for Planets Encircling Nearby Stars (ASPENS) led by Dave Koerner at Northern Arizona University that targets all red and white dwarfs within 10 pc in the southern sky. These data will have applications to possible future high-precision astrometric (LSST, GAIA, SIM) and planet imaging (TPF, Darwin) missions.

For a quick summary of statistics of the entire SLOWMO sample, a table has been provided in Appendix A. However, there were several systems and stars of particular interest that warrant further discussion here. Finders for these systems can be found in Appendix C.

5.1 New Common Proper Motion Companions to Previously Known Stars

LEHPM156B While extracting the *JHK* photometry for LEHPM156, a star found by Pokorny et al. (2004), I found a star moving with the same μ ($0.575''/\text{yr}$) and θ (122.8°). This star, dubbed “LEHPM156B”, has RA = 21 17 23.49 and DEC = -41 55 56.58, and is separated from the main component by $46.1''$ at 183.8° .

LHS 1510B was found by fellow RECONS team member John Subasavage to have a companion. It is separated from the A component by $3.9''$ at a position angle of 189.9° .

LHS 1609B is a star I discovered that is a previously unknown common proper motion companion to a Luyten star. The B component lies $40.2''$ at 196.6° from the A component.

SCR1523-7714 When confirming the *JHK* photometry from 2MASS for LSRJ15231-7711, a star found by Lépine (2005), Adric Riedel of the RECONS team found a star that cannot be called a proper motion companion, but is moving in the same general direction $-0.831''/\text{yr}$ at 248.4° . It is separated from LSRJ15231-7711 by $\sim 3.1'$ at

$\sim 171^\circ$. This star has been given the name “SCR1523-7714”.

5.2 Stars Previously Unknown to be Within 25 pc

After isolating the SLOWMO stars suspected to be within 25 pc based on the *BRIJHK* photometric distance estimates, I cross-checked those against stars with trigonometric parallaxes. After eliminating all of the stars with Π , I was left with 245 stars previously unknown to be within 25 pc. Although photometric distance estimates are not as accurate as trigonometric parallaxes, these 245 stars will provide a much better guide to filling in the missing population of the solar neighborhood than proper motion surveys alone. According to the figure cited by the Nearby Stars Database, approximately 2600 stars are currently known to be within 25 pc (Henry et al. 2003). If the 245 stars determined by the SLOWMO search are confirmed by trigonometric parallax as being within 25 pc, this means $\sim 10\%$ increase of the population will have been “found” by this effort (and $\sim 20\%$ in the southern sky). This overlooks the fact that some of the original discoverers ran photometric distance estimates themselves, but there are many in the sample who have not had any distance calculations run on them at all.

Perhaps even more surprising is the fact that the SLOWMO search found five stars within 10 pc that do not have published parallaxes – LHS1749A, LHS2520, LHS2836, LHS3295, and SIPS1141-3624. RECONS currently has preliminary parallaxes for most of these.

The four LHS stars are remarkable finds considering Luyten first brought these stars to the attention of astronomers ~ 50 years ago. All four now have preliminary Π_{trig} determined by RECONS. LHS1749A is the primary component of a system whose secondary component was found by fellow RECONS member Jao (2004). A and B are separated by less than $2''$, so the B component did not have enough information to yield a photometric distance estimate. However, the preliminary $\Pi_{trig} = 0.05295 \pm 0.00319$ puts the system at 18.9 pc. LHS2520 has a photometric distance estimate of 8.8 pc. RECONS has a preliminary unpublished $\Pi_{trig} = 0.09993 \pm 0.01073$, putting its true distance at 10.0 pc. Also among RECONS preliminary parallaxes is LHS2836, with $\Pi_{trig} = 0.09279 \pm 0.00122$. For LHS3295, $\Pi_{trig} = 0.08055 \pm 0.00186$.

This leaves one star estimated to be within 10 pc that does not have a published or unpublished parallax: SIPS1141-3624. Deacon et al. (2005a) uncovered SIPS1141-3624 less than three years ago, and it was simultaneously found by Lépine (2005) and published just four months later. Our photometric distance estimate for this star using *BRIJHK* puts it at 9.8 pc. SIPS1141-3624 has been added to the parallax observing lists for RECONS.

All of the stars estimated to be within 10 pc have 11 color relations each, making them good examples of the strength of our photometric distance estimate relations when there is ample information about the color of the stars available. Only 37 stars out of the 245 stars determined to be within 25 pc yet lacking a parallax have less than 11 color relations using *BRIJHK* to estimate distances. Seven had under five

relations for distance estimates, making them suspect. The remainder had seven or eight and are therefore probably as accurate as they can be, given the inherent constraints of the technique. It is also worth noting that the 26% average error means that some stars currently estimated to be between 10 and 12.5 pc may actually be within 10 pc. This also applies to stars that, at the moment, are suspected to be beyond 25 pc – they may end up being within 25 pc.

The *VRIJHK* distance estimates turned up three more stars worthy of note. LHS1831 is estimated to be at 10.86 pc and does not have a parallax. 2MA0446-1116 is calculated to be just a little farther out, at 11.29 pc and also has no parallax. Our own SCR1841-4347, estimated to be at 11.88pc is the last of these three stars that are sure to be added to the parallax program at Cerro Tololo.

5.3 Newly Discovered White Dwarfs

To uncover white dwarfs, I have used a reduced proper motion diagram shown in Figure 5.1. The RPM diagram is analagous to an H-R diagram, but utilizes proper motion instead of parallax to estimate a value for H_R instead of a true absolute magnitude. It is based on the relationship

$$H_R = R_{59F} + 5 + 5\log\mu$$

where H_R represents a pseudo absolute magnitude, μ represents proper motion, and R_{59F} is R_2 as discussed in §3.2.2. It works based on the assumption that the farther away something is, the slower it will appear to move. This is not always a safe assump-

tion, as many stars that are nearby are moving at perceived slower proper motions and vice versa. However, calculations based on this assumption do a remarkable job of separating white dwarfs and subdwarfs from the main-sequence stars. All objects falling on the left side of the arbitrary dashed line shown in Figure 5.1 are expected to be white dwarfs. 62 stars fall into that category. The stars with no R_{59F} or J magnitude cannot be plotted. Of the 62 white dwarfs found using this RPM diagram, 55 have known spectral type, leaving seven new white dwarf candidates revealed by the SLOWMO efforts: LEHPM1-3726, LEHPM2-79, LEHPM2-224, LHS1107, LHS1575, LSRJ0527+0019, and NLTT6390. None of these stars currently has VRI photometry so their distances cannot be evaluated using the $VRIJHK$ relations that are vital for estimating the distance to a white dwarf.

5.4 Subdwarfs

Although the mean tangential velocity for subdwarf stars is not definitively known, 200 km/s is a generally accepted number, and based on that figure, there are 65 SLOWMO stars meeting that criteria. The distances used to calculate the tangential velocities were based on Π_{trig} . If the escape velocity of the galaxy of ~ 500 km/s as calculated by Ruchti et al. (2005) is correct, then the SLOWMO sample includes 8 stars with tangential velocities that may possibly be in excess of that speed. While SLOWMO is obviously biased towards high proper motion objects, it is still somewhat surprising to be entertaining the notion that this many objects might just be “passing

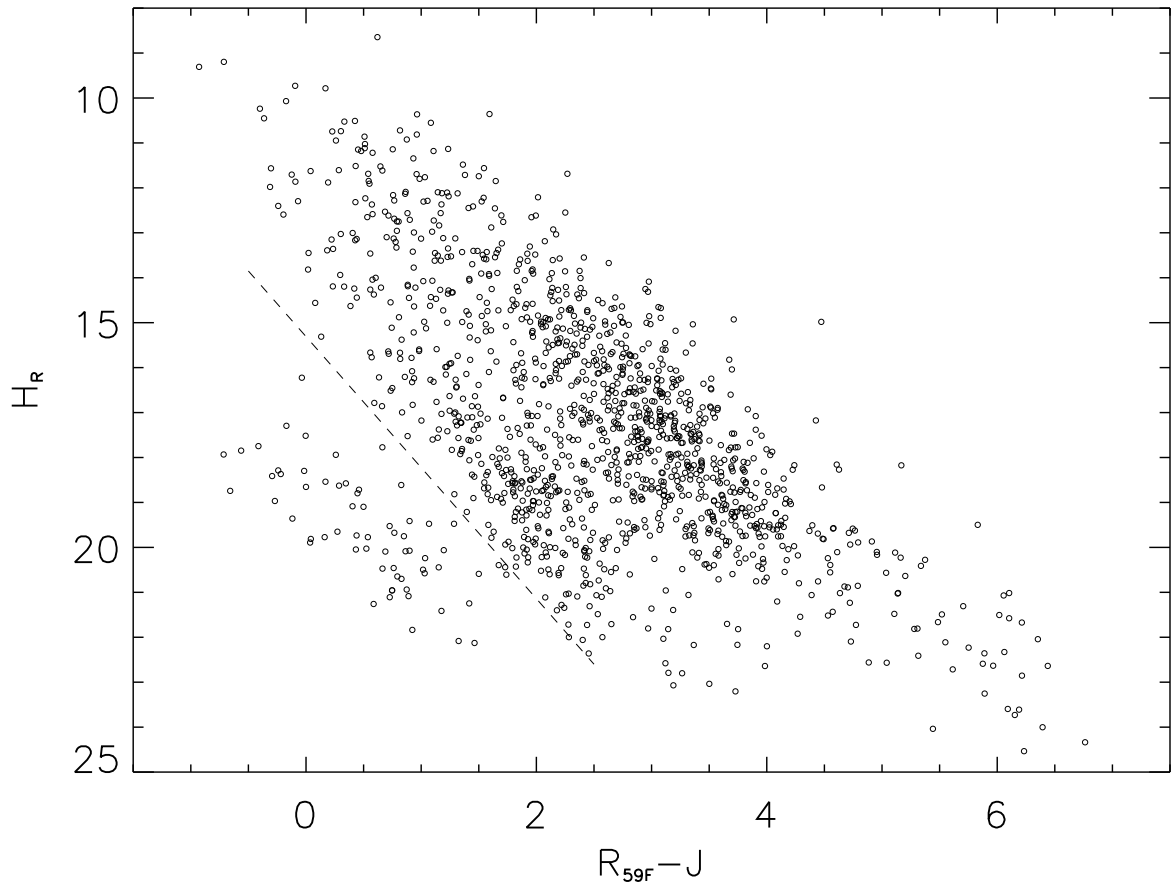


Figure. 5.1 Reduced Proper Motion Diagram for the SLOWMO Sample. The dashed line represents a somewhat arbitrary dividing line between the subdwarf and white dwarf populations.

through” our Milky Way. A cut off of ~ 800 km/s was adopted for the histogram showing the tangential velocities for the SLOWMO sample in Figure 5.2, though there were two stars that may be in excess of that speed. It is hard to say how many of these are newly determined as subdwarfs because no reliable spectra are available. It is also worth noting that with only one exception, SCR2352-6124, all of the SLOWMO stars in the subdwarf candidate sample were originally discovered by Luyten.

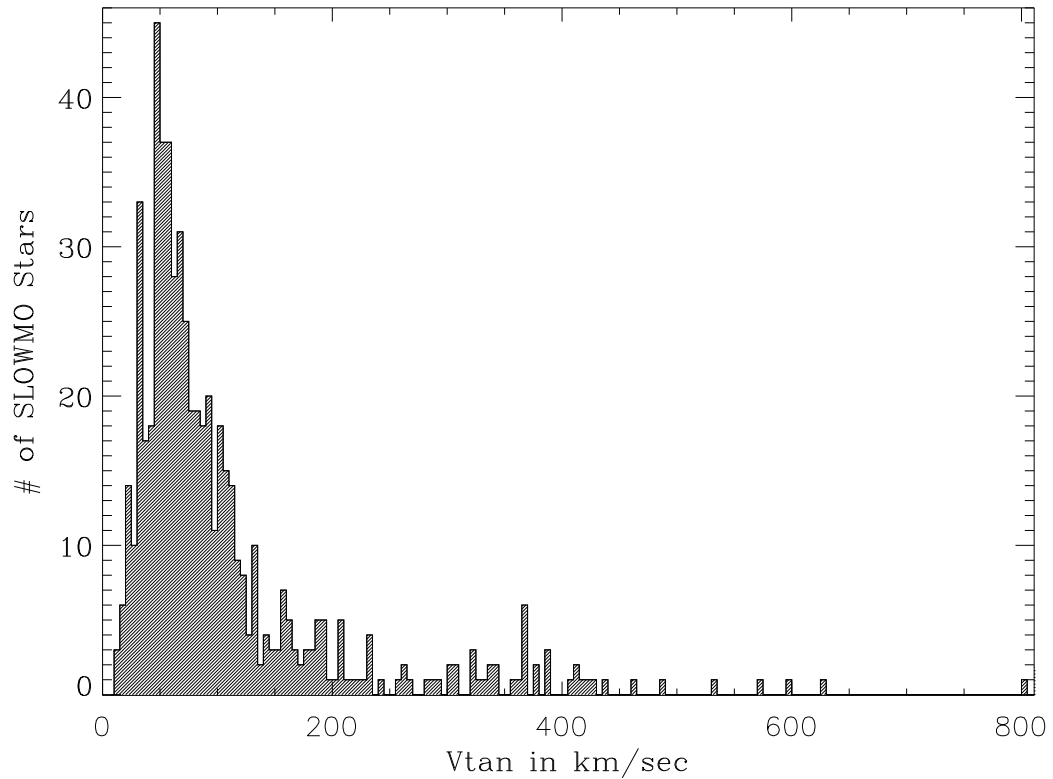


Figure. 5.2 V_{tan} for stars in the SLOWMO Sample

5.5 Just Passing Through the Galaxy?

When making Figure 5.2, I discovered that the SLOWMO sample contained what appeared to be 7 stars just “passing through” the Galaxy, as their tangential velocities were greater than ~ 500 km/s. Upon further investigation, all of these stars had huge errors on their trigonometric parallax measurements, rendering their calculated tangential velocities unreliable. However, some of the stars did have small parallaxes as measured by both Hipparcos and YPC. This may indicate that they are in fact likely to be at least 100 pc away and therefore may be suitable for further study.

LHS3847 is a perfect example of this. Based on the weighted mean of the suspicious trigonometric parallaxes provided by Hipparcos and YPC, I calculated a tangential velocity of 549 km/s. Although its distance and tangential velocity are both suspect, it is likely to be at least 100 pc away (YPC and Hipparcos put it at 149 pc) and this means it is probably moving with a minimum tangential velocity of 368 km/s. This may not be fast enough to let this K0 star leave our Milky Way, but it is still worth noting. It is moving with a perceived proper motion of $0.776''/\text{yr}$ at a position angle of 128° .

The other stars that were initially suspected to be moving with tangential velocities greater than ~ 500 km/s were LHS1519, LHS1725 and 1726 (a common proper motion pair), LHS2701 (which SIMBAD describes as a K3 star), LHS2883, and LHS3897. Given the huge errors on the small (and basically meaningless) parallaxes, the most one can assume about these stars is that they are possibly beyond 100 pc. Combined with their high proper motions, these stars may yet be of interest upon further study, though they are most likely gravitationally bound to our Milky Way. The fact that a couple of these stars are K type stars and therefore more readily detected than M dwarfs means that there are undoubtedly more M dwarfs out there which are likely to be visitors to our spiral arm but have not yet had distances determined and therefore have not had tangential velocities calculated, a final reminder for me in the process of creating this work of how little we really know about our stellar neighborhood.

5.6 Conclusions

Nearby stars must be studied in their own right, but finding and understanding them will help us understand more about our Universe, including the nearby planets that are of great interest to everyone, not just astronomers. Nearby stars exhibit proper motion, which helps single them out as nearby so that follow-up studies to determine the star’s parallax (and therefore distance from us) can be determined. Photometric distance estimates often help distinguish stars exhibiting proper motion that are nearby from those exhibiting proper motion because they are intrinsically fast movers (e.g. halo stars). The goal of this thesis was to find and study properties of nearby stars, in order to contribute to the scientific body of work on nearby stars, as well as contributing to personal goals and the goals of RECONS. The result was a sample of 1906 stars in 1805 systems, with 560 of those estimated to be within 25 pc.

In order to complete this goal, I reviewed the research of several astronomers, both past and present, and created a comprehensive sample of stars with $0.5'' \leq \mu < 1.0''/\text{yr}$ and with declinations -90° to 00° . The majority of stars in the SLOWMO sample were discovered by Luyten and Giclas. The range of proper motions and declinations was decided on by the RECONS team and Luyten’s template. *BRI*, *JHK*, proper motions, and parallaxes were all collected in order to determine which stars are nearby. Much of the data collected for the SLOWMO sample was already available via a variety of sources, including RECONS. Additionally, new *VRI* photometry was obtained for some of the stars, as well as some preliminary Π_{trig} .

Upon examining the population statistics for the SLOWMO sample and comparing various methods for estimating distances, it becomes clear why trigonometric parallaxes are the most reliable method of determining the distance to a star. *BRIJHK* calculations generally underestimated the distance to a star, while analysis using *VRIJHK* tended to overestimate distance for a subset of subdwarfs. Yet distance estimates using other methods are still very useful, as this thesis has demonstrated.

The overall multiplicity fraction was about 6% – much less than expected even for red dwarfs. This leads me to conclude that many of these systems are multiples that have not yet been discovered as such.

There were several new nearby stars discovered during the creation of this thesis. 245 stars are estimated to be within 25 pc, yet don't have parallaxes. Seven new white dwarf candidates were revealed, and undoubtedly that many subdwarf candidates will eventually be confirmed spectroscopically.

Upon completing this thesis, it is obvious to me that there is still much to be discovered by merely dusting off the things astronomers have already found. Luyten and Giclas uncovered most of the nearby star candidates more than 50 years ago and many have never been studied again. This is particularly unfortunate as there are still clearly many gems to be found. LHS 1831 is proof of this – it has a *VRIJHK* distance estimate of 10.9 pc and before I began work on the SLOWMO sample, it was just another Luyten star left to languish in obscurity. Thousands more stars are expected to be within 25 pc and I am happy to have found a few, but it cannot be

said often enough that there is still so much to discover in our solar backyard.

It is also obvious to me that data synthesis is still in the stone ages even though technology is allowing researchers in nearby stars to make many exciting discoveries – discoveries that are in no way easy to unify into a single cohesive document or list such as the one I’ve attempted to create here. One of the biggest challenges facing modern astronomers in the field of nearby stars is this lack of standardization. There is a wealth of information available to us at our fingertips but searching through papers about single stars and surveys with different methods and goals seems inefficient. Ultimately it is up to the astronomers of the present to find a way of incorporating what we already know with all of the things we are currently learning in a way that will be useful to future generations. Hopefully this thesis will provide a small step towards that goal.

References

- Bakos, G. Á., Sahu, K. C., & Németh, P. 2002, *ApJS*, 141, 187
- Bessell, M. S. 1990, *A&AS*, 83, 357
- . 1991, *AJ*, 101, 662
- Biller, B. A., Kasper, M., Close, L. M., Brandner, W., & Kellner, S. 2006, *ApJ*, 641, L141
- Burgasser, A. J. et al. 1999, *ApJ*, 522, L65
- Burgasser, A. J., Kirkpatrick, J. D., & Lowrance, P. J. 2005, *AJ*, 129, 2849
- Chauvin, G., Lagrange, A.-M., Dumas, C., Zuckerman, B., Mouillet, D., Song, I., Beuzit, J.-L., & Lowrance, P. 2004, *A&A*, 425, L29
- Chauvin, G. et al. 2005, *A&A*, 438, L29
- Costa, E., & Méndez, R. A. 2003, *A&A*, 402, 541
- Costa, E., Méndez, R. A., Jao, W.-C., Henry, T. J., Subasavage, J. P., Brown, M. A., Ianna, P. A., & Bartlett, J. 2005, *AJ*, 130, 337
- Costa, E., Méndez, R. A., Jao, W.-C., Henry, T. J., Subasavage, J. P., & Ianna, P. A. 2006, *AJ*, 132, 1234
- Dahn, C. C. et al. 2002, *AJ*, 124, 1170
- Deacon, N. R., & Hambly, N. C. 2007, *A&A*, 468, 163
- Deacon, N. R., Hambly, N. C., & Cooke, J. A. 2005a, *A&A*, 435, 363

- Deacon, N. R., Hambly, N. C., Henry, T. J., Subasavage, J. P., Brown, M. A., & Jao, W.-C. 2005b, *AJ*, 129, 409
- Finch, C. T., Henry, T. J., Subasavage, J. P., Jao, W.-C., & Hambly, N. C. 2007, *AJ*, 133, 2898
- Gatewood, G., Coban, L., & Han, I. 2003, *AJ*, 125, 1530
- Giclas, H. L., Burnham, Jr., R., & Thomas, N. G. 1978, *Lowell Observatory Bulletin*, 8, 89
- Gizis, J. E., Scholz, R.-D., Irwin, M., & Jahreiss, H. 1997, *MNRAS*, 292, L41
- Gliese, W., & Jahreiß, H. 1991, *Preliminary Version of the Third Catalogue of Nearby Stars*, Tech. rep.
- Goto, M. et al. 2003, in *IAU Symposium, Vol. 211, Brown Dwarfs*, ed. E. Martín, 269–+
- Hambly, N. C., Davenhall, A. C., Irwin, M. J., & MacGillivray, H. T. 2001a, *MNRAS*, 326, 1315
- Hambly, N. C., Henry, T. J., Subasavage, J. P., Brown, M. A., & Jao, W.-C. 2004, *AJ*, 128, 437
- Hambly, N. C., Irwin, M. J., & MacGillivray, H. T. 2001b, *MNRAS*, 326, 1295
- Hambly, N. C. et al. 2001c, *MNRAS*, 326, 1279
- Harrington, R. S., & Dahn, C. C. 1980, *AJ*, 85, 454
- Hawkins, M. R. S., & Bessell, M. S. 1988, *MNRAS*, 234, 177
- Henry, T. J. 1991, PhD thesis, AA(Arizona Univ., Tucson.)

- Henry, T. J. 2007, in IAU Symposium, Vol. 240, IAU Symposium, 299–299
- Henry, T. J., Backman, D. E., Blackwell, J., Okimura, T., & Jue, S. 2003, in *Astrophysics and Space Science Library*, Vol. 289, *Astrophysics and Space Science Library*, ed. T. D. Oswalt, 111–+
- Henry, T. J., Ianna, P. A., Kirkpatrick, J. D., & Jahreiss, H. 1997, *AJ*, 114, 388
- Henry, T. J., Jao, W.-C., Subasavage, J. P., Beaulieu, T. D., Ianna, P. A., Costa, E., & Méndez, R. A. 2006, *AJ*, 132, 2360
- Henry, T. J., Subasavage, J. P., Brown, M. A., Beaulieu, T. D., Jao, W.-C., & Hambly, N. C. 2004, *AJ*, 128, 2460
- Jahreiß, H., Scholz, R., Meusinger, H., & Lehmann, I. 2001, *A&A*, 370, 967
- Jao, W.-C. 2004, PhD thesis, Georgia State University, United States – Georgia
- Jao, W.-C., Henry, T. J., Subasavage, J. P., Brown, M. A., Ianna, P. A., Bartlett, J. L., Costa, E., & Méndez, R. A. 2005, *AJ*, 129, 1954
- Koen, C., Kilkeny, D., van Wyk, F., Cooper, D., & Marang, F. 2002, *MNRAS*, 334, 20
- Koerner, D. W., Henry, T. J., Fuhrman, L. A., Parker, C. C., Kaplan, I. J., Weichun, J., & Subasavage, J. 2003, in *Bulletin of the American Astronomical Society*, Vol. 35, *Bulletin of the American Astronomical Society*, 1272–+
- Lépine, S. 2005, *AJ*, 130, 1247
- Lépine, S., Rich, R. M., Shara, M. M., Cruz, K. L., & Skemer, A. 2007, *ArXiv Astrophysics e-prints*

- Lépine, S., Shara, M. M., & Rich, R. M. 2002, *AJ*, 124, 1190
- Luyten, W. J. 1955, A catalogue of 1849 stars with proper motions exceeding 0.5" annually. (Minneapolis, Lund Press, 1955.)
- . 1979, LHS catalogue. A catalogue of stars with proper motions exceeding 0"5 annually (Minneapolis: University of Minnesota, 1979, 2nd ed.)
- . 1980, Proper Motion Survey with the 48-inch Telescope, Univ. Minnesota, 55, 1 (1980), 55, 1
- McLean, I. S., Prato, L., Kim, S. S., Wilcox, M. K., Kirkpatrick, J. D., & Burgasser, A. 2001, *ApJ*, 561, L115
- Monnier, J. D. et al. 2007, *Science*, 317, 342
- Monteiro, H., Jao, W.-C., Henry, T., Subasavage, J., & Beaulieu, T. 2006, *ApJ*, 638, 446
- Neuhäuser, R., Mugrauer, M., Wuchterl, G., Guenther, E. W., Bedalov, A., & Hauschildt, P. 2005, in *Protostars and Planets V*, 8327–+
- Oppenheimer, B. R., Golimowski, D. A., Kulkarni, S. R., Matthews, K., Nakajima, T., Creech-Eakman, M., & Durrance, S. T. 2001, *AJ*, 121, 2189
- Perryman, M. A. C., & ESA, eds. 1997, ESA Special Publication, Vol. 1200, The HIPPARCOS and TYCHO catalogues. Astrometric and photometric star catalogues derived from the ESA HIPPARCOS Space Astrometry Mission
- Phan-Bao, N. et al. 2003, *A&A*, 401, 959
- . 2001, *A&A*, 380, 590

- Pokorny, R. S., Jones, H. R. A., & Hambly, N. C. 2003, *A&A*, 397, 575
- Pokorny, R. S., Jones, H. R. A., Hambly, N. C., & Pinfield, D. J. 2004, *A&A*, 421, 763
- Reid, I. N., Cruz, K. L., & Allen, P. R. 2007, *AJ*, 133, 2825
- Reid, I. N., & Gizis, J. E. 2005, *PASP*, 117, 676
- Reylé, C., & Robin, A. C. 2004, *A&A*, 421, 643
- Rodgers, A. W., & Eggen, O. J. 1974, *PASP*, 86, 742
- Ruchti, G., Smith, M. C., Freeman, K. C., Helmi, A., Navarro, J., Williams, M., Wyse, R. F. G., & RAVE Collaboration. 2005, in *Bulletin of the American Astronomical Society*, Vol. 37, *Bulletin of the American Astronomical Society*, 1366–+
- Ruiz, M. T., Wischnjewsky, M., Rojo, P. M., & Gonzalez, L. E. 2001, *ApJS*, 133, 119
- Sandage, A., & Kowal, C. 1986, *AJ*, 91, 1140
- Scholz, R.-D., Lodieu, N., Ibata, R., Bienaymé, O., Irwin, M., McCaughrean, M. J., & Schwöpe, A. 2004, *MNRAS*, 347, 685
- Scholz, R.-D., Meusinger, H., & Jahreiß, H. 2001, *A&A*, 374, L12
- Scholz, R.-D., Szokoly, G. P., Andersen, M., Ibata, R., & Irwin, M. J. 2002, *ApJ*, 565, 539
- Ségransan, D., Kervella, P., Forveille, T., & Queloz, D. 2003, *A&A*, 397, L5
- Skrutskie, M. F. et al. 2006, *AJ*, 131, 1163
- Söderhjelm, S. 1999, *A&A*, 341, 121

- Subasavage, J. P., Henry, T. J., Hambly, N. C., Brown, M. A., & Jao, W.-C. 2005a, *AJ*, 129, 413
- Subasavage, J. P., Henry, T. J., Hambly, N. C., Brown, M. A., Jao, W.-C., & Finch, C. T. 2005b, *AJ*, 130, 1658
- Tarter, J. C. et al. 2007, *Astrobiology*, 7, 30
- Teegarden, B. J. et al. 2003, *ApJ*, 589, L51
- Tinney, C. G. 1996, *MNRAS*, 281, 644
- Tsvetanov, Z. I. et al. 2000, *ApJ*, 531, L61
- van Altena, W. F., Lee, J. T., & Hoffleit, E. D. 1995, *The general catalogue of trigonometric [stellar] parallaxes* (New Haven, CT: Yale University Observatory, —c1995, 4th ed., completely revised and enlarged)
- Weis, E. W. 1996, *AJ*, 112, 2300
- Wroblewski, H., & Costa, E. 1999, *VizieR Online Data Catalog*, 413, 90025
- . 2001, *A&A*, 367, 725
- Wroblewski, H., & Torres, C. 1989, *A&AS*, 78, 231
- . 1994a, *VizieR Online Data Catalog*, 409, 10129
- . 1994b, *A&AS*, 105, 179
- . 1996, *A&AS*, 115, 481
- . 1997a, *VizieR Online Data Catalog*, 411, 50481
- . 1997b, *VizieR Online Data Catalog*, 409, 20449
- Wroblewski, W., & Torres, C. 1997c, *VizieR Online Data Catalog*, 412, 20447

Appendices

– A –

Statistics at a Glance

SLOWMO Statistics

Total Number of SLOWMO Systems = 1798

Total Number of SLOWMO Stars = 1906

Stars with BRI = 1745 (92%)

Stars with JHK = 1862 (98%)

Stars with BRIJHK = 1741 (91%)

Stars with VRI = 381 (20%)

Stars with VRIJHK = 376 (20%)

Stars with Parallax = 584 (31%)

Stars with Π from YPC = 523 (27%)

Stars with Π from HIP = 414 (22%)

Stars with Π from both YPC and HIP = 375 (20%)

Stars with Π from RECONS = 30 (2%)

Stars with Π from **only** RECONS 17 (1%)

– B –

**Photometry, Astrometry, and
Photometric Distance Estimates
for the SLOWMO Sample**

Table B.1. Photometry, Astrometry, and Photometric Distance Estimates for the SLOWMO Sample

Name	RA (J2000)	DEC	μ (")	θ ($^{\circ}$)	B_J	R_{59F}	I_{IVN}	J	H	K_s	$R_{59F} - J$	Est. Dist (pc)	Other Names ^a & Notes
LHS1001	000.114777	-41.425282	0.505	095.4	17.704	15.649	14.569	13.545	12.974	12.834	2.10	206.4	LEHPM17, LEHPM18
LHS1003	000.433243	-35.476074	0.508	093.9	14.636	12.452	11.002	9.822	9.189	8.932	2.63	26.1	LEHPM49, NLTT58797
LHS1005	005.544860	-43.165562	0.941	137.7	12.251	12.427	12.290	12.597	12.425	12.445	-0.17	..	LEHPM64
LHS1007	000.639076	-63.402081	0.737	221.5	13.635	11.516	10.041	9.320	8.708	8.527	2.20	27.1	LEHPM80
LHS1006	000.654343	-11.393006	0.572	222.5	14.454	12.134	11.102	9.860	9.243	9.026	2.27	31.0	NLTT5
LHS1008	000.667014	-34.227409	0.788	169.4	15.649	15.016	14.603	14.117	14.024	13.919	0.90	340.3	LEHPM84, NLTT8
LHS1010	000.819607	-55.274788	0.506	118.1	16.235	13.853	11.794	10.659	10.136	9.849	3.19	31.5	LEHPM97
LHS1011	001.186637	-23.333630	0.606	147.3	14.498	12.227	10.611	10.057	9.461	9.268	2.17	37.8	LEHPM136
SIP-S0004-2058	001.172674	-20.975955	0.826	090.6	21.864	18.854	15.647	12.404	11.834	11.396	3.19	14.9	..
LHS1012	001.194805	-30.026449	0.698	200.5	15.597	14.047	12.645	11.860	11.314	11.166	2.19	101.0	NLTT127
LHS1015	001.323627	-67.832703	0.623	195.8	9.264	7.372	6.877	6.440	5.885	5.714	0.93	8.0	NLTT157
SCR0005-6103	001.485232	-61.065346	0.504	084.3	18.190	16.018	13.372	12.041	11.432	11.183	3.98	43.2	..
LHS1018	001.480749	-61.070381	0.542	087.3	12.041	9.903	9.679
LEHPM162	001.451841	-21.955463	0.778	104.7	22.582	19.418	16.461	13.274	12.617	12.201	6.14	23.5	SSSPMJ0006-2157
LHS1020	001.580063	-49.075211	0.561	093.6	4.690	4.646	4.474	NLTT217
LHS1021	001.579980	-49.076336	0.561	093.6	7.527	5.246	5.266	NLTT218
LHS1019	001.580026	-65.840622	0.576	158.9	13.127	10.921	8.977	8.479	7.839	7.631	2.44	16.1	NLTT219
SCR0006-6617	001.640559	-66.291908	0.559	161.7	16.940	15.109	13.180	12.006	11.361	11.114	3.10	63.2	..
LHS1023	002.087759	-15.195155	0.539	146.7	..	13.982	12.482	11.667	11.144	10.937	2.32	77.2	NLTT345
LHS1025	002.248144	-25.121365	0.555	094.0	12.602	10.377	9.490	9.280	8.617	8.440	1.10	32.2	NLTT382
LHS1026	002.267850	-27.122126	0.705	084.1	12.872	10.669	9.565	8.655	8.143	7.856	2.01	21.0	LEHPM235, NLTT390
NLTT439	002.432600	-31.825432	0.517	123.6	10.321	8.721	8.132	7.666	7.177	7.051	1.05	14.8	..
LHS1030	002.465774	-39.976357	0.744	153.7	17.187	15.194	13.518	12.248	11.666	11.474	2.95	78.5	LEHPM259
LHS1033	002.899297	-05.480915	0.580	082.8	15.213	13.196	11.702	10.474	9.878	9.648	2.72	36.7	NLTT542
LHS1036	002.923431	-39.229965	0.751	097.0	11.288	9.397	8.376	7.851	7.255	7.188	1.55	17.4	NLTT547
LHS1035	002.925351	-20.953394	0.636	088.6	19.870	18.078	15.355	13.348	12.848	12.515	4.73	61.8	LEHPM290, NLTT546
LHS1034	002.927751	-26.824888	0.562	100.5	16.997	14.647	12.360	11.308	10.818	10.557	3.34	42.6	LEHPM291, NLTT544
SIP-S0013-3921	003.253046	-39.355652	0.522	102.7	14.787	14.216	13.809	..	47.5	..
LHS1042	003.444136	-04.960332	0.619	106.5	19.245	16.735	13.925	11.462	10.866	10.479	5.27	16.8	LEHPM342
WD0011-399	003.447916	-39.623337	0.734	193.7	19.219	17.799	17.128	16.336	16.048	15.788	1.46	926.7	NLTT699
LHS1044	003.553528	-13.183320	0.927	216.1	15.896	14.975	14.600	14.813	14.549	14.628	0.16	..	LEHPM350, NLTT707
LHS1045	003.594297	-26.054350	0.635	122.1	16.928	14.845	13.958	12.657	12.164	11.988	2.19	135.7	..
LHS1046	003.686037	-20.642242	0.561	109.0	16.060	13.867	11.747	10.733	10.187	9.952	3.13	35.5	LEHPM360
LHS1047A	003.866634	-16.133581	0.879	134.5	12.242	9.958	8.069	7.215	6.712	6.390	2.74	8.0	NLTT1763
LHS1047B
LHS1048	003.889248	-35.196510	0.979	099.0	15.771	13.800	12.102	10.801	10.260	10.058	3.00	40.6	LEHPM379, NLTT773

Table B.1 (cont'd)

Name	RA (J2000)	DEC	μ (")	θ ($^\circ$)	B_J	R_{59F}	I_{IVN}	J	H	K_s	$R_{59F} - J$	Est. Dist (pc)	Other Names ^a & Notes
LHS1049	003.931430	-67.993408	0.568	104.0	13.573	11.446	9.809	8.804	8.287	8.020	2.64	18.0	NLTT789
LHS1051	003.964844	-67.997757	0.562	105.8	12.006	9.716	8.574	7.795	7.211	6.949	1.92	14.0	NLTT792
APM0017-4149	004.147200	-41.822617	0.526	125.4	17.232	15.167	14.033	12.995	12.484	12.270	2.17	156.1	LEHPM408
LSRJ00168-7233	004.216663	-72.563126	0.507	229.1	19.323	16.872	14.555	13.332	12.837	12.569	3.54	95.7	
LEHPM1-0439	004.580672	-82.120880	0.888	086.7	16.921	14.757	12.623	11.675	11.121	10.855	3.08	55.3	
LHS1057	004.822029	-19.908506	0.544	100.6	13.288	11.467	9.813	9.398	8.810	8.582	32.1	32.1	NLTT1003
LHS1059	004.893827	-04.533084	0.566	167.9	19.611	17.467	15.403	13.802	13.302	13.051	3.66	115.6	NLTT1013
LHS1061	004.933993	-67.851830	0.601	144.3	17.029	14.972	13.417	12.137	11.642	11.394	2.84	79.6	
LHS1063	005.331744	-45.746269	0.808	173.7	11.368	8.865	7.877	7.412	6.810	6.544	1.45	12.9	NLTT1112
LHS1064	005.736417	-52.526402	0.506	165.7	8.673	10.321	8.561	8.216	7.728	7.375	2.11	19.1	NLTT1176
LHS1067	005.827131	-50.893894	0.559	090.4	13.101	10.936	9.299	8.259	7.640	7.375	2.68	12.7	LEHPM526, NLTT1199
LHS1069	006.164287	-20.903042	0.507	198.7	19.710	17.401	14.627	12.873	12.312	12.014	4.53	48.6	LEHPM557
LHS1070	006.184143	-27.026779	0.675	349.2	17.027	14.422	11.455	9.254	8.547	8.241	5.17	6.1	LEHPM558, NLTT1292
LHS1071	006.186623	-51.043869	0.621	115.7	16.129	14.093	12.453	11.731	11.181	10.998	2.36	82.3	NLTT1297
LHS1072	006.284635	-39.808693	0.504	111.8	20.661	17.902	15.859	14.684	14.231	13.879	3.22	188.1	LEHPM571
LHS1074	006.463193	-07.801926	0.794	151.7	15.939	13.806	12.987	12.540	11.918	11.587	1.27	135.1	NLTT1352
LHS1075	006.502004	-19.314442	0.638	180.9	15.237	15.005	14.808	15.005	15.231	15.092	0.00	...	LEHPM582
LHS1076	006.669619	-55.412243	0.537	212.0	15.237	15.005	14.808	15.005	15.231	15.092	0.00	...	LEHPM595
LHS1077	006.692846	-32.332317	0.505	125.6	16.404	14.024	13.093	12.254	11.743	11.523	1.77	121.0	NLTT1412
LHS1078	006.708511	-32.337753	0.510	125.1	12.844	11.210	11.033	10.019	9.480	9.328	1.19	39.5	LEHPM599, NLTT1416
LHS1080	006.828391	-21.358568	0.570	118.3	18.000	15.873	14.682	13.768	13.256	13.016	2.11	223.4	LEHPM607
LHS1082	006.957953	-06.485804	0.970	162.8	12.555	10.724	9.453	9.120	8.480	8.324	1.60	28.8	NLTT1468
LHS1084	007.164520	-06.663365	0.870	202.3	15.005	12.963	12.057	10.953	10.418	10.219	...	63.8	NLTT1515
LHS1086	007.247551	-09.579082	0.693	150.2	15.992	14.157	12.812	11.668	11.171	10.946	2.01	78.5	NLTT1529
LHS1087	007.251255	-09.591824	0.694	150.4	21.374	19.726	17.442	14.101	13.399	12.924	5.62	57.7	NLTT1530
SIP00031-3840	007.830238	-38.676575	0.568	096.8	16.484	14.498	13.492	12.333	11.832	11.620	2.16	117.1	NLTT1684
LHS1091	007.871989	-06.301654	0.539	099.4	15.635	13.912	12.709	11.750	11.217	11.013	2.16	91.6	LEHPM695
LHS1092	007.941026	-30.798264	0.551	182.4	18.076	16.581	15.957	15.635	15.380	15.166	0.95	639.4	NLTT1725
LHS1093	008.040873	-02.900569	0.653	076.7	10.873	9.011	7.430	7.016	6.342	6.169	1.99	10.1	NLTT1738
LHS1094	008.064462	-63.091236	0.526	103.1	19.343	16.986	15.569	14.578	14.032	13.814	2.41	273.3	
LSRJ00327-7641	008.182505	-76.691452	0.592	086.9	18.339	15.913	14.722	13.916	13.351	13.260	2.00	249.0	LEHPM727, NLTT1794
LHS1095	008.205744	-12.341893	0.792	123.0	17.529	15.413	13.115	11.315	10.819	10.512	4.10	29.7	
LHS1096	008.340819	-24.421885	0.739	193.9	
LP937-57	008.429614	-37.984791	0.510	018.0	6.040	...	6.140	5.481	5.220	5.124	...	6.0	NLTT1806
LHS1097	008.432371	-35.001980	0.514	186.2	

Table B.1 (cont'd)

Name	RA (J2000)	DEC	μ (")	θ ($^\circ$)	B_J	R_{59F}	I_{IVN}	J	H	K_s	$R_{59F} - J$	Est. Dist (pc)	Other Names ^a & Notes
LHS1098	008.432866	-35.003193	0.514	186.2	14.983	12.650	11.227	6.206	5.894	5.851	2.76	...	NLTT1807
LHS1099	008.530782	-23.055153	0.621	084.0	19.376	16.903	15.579	9.886	9.283	9.029	2.34	25.0	LEHPM744, NLTT1830
LHS1100	008.544569	-16.160007	0.508	208.0	14.840	17.259	14.534	14.560	14.117	13.801
LSRJ00344-6849	181.8	14.840	14.570	14.534	14.789	14.755	14.728
LHS1102	008.822933	-17.314360	0.610	089.9	12.331	10.131	9.268	8.543	7.903	7.724	-0.22	22.2	NLTT1952
LHS1106	009.000063	-09.5115381	0.584	196.7	16.936	16.094	15.430	15.430	15.181	15.125	0.66	628.0	LEHPM776
LHS1107	009.059908	-41.957230	0.751	113.3	15.652	13.553	11.769	10.441	9.868	9.603	3.11	29.8	LEHPM783, NLTT1984
LHS1108	009.102767	-34.117382	0.525	232.3	19.626	17.376	15.164	13.855	13.336	13.083	3.52	124.4	NLTT2002
LHS1109	009.237648	-15.617733	0.509	155.3	5.619	5.265	5.141	NLTT2016
LHS1110A	009.343828	-37.288052	0.537	093.8
LHS1110B
LHS1112	009.633093	-08.309110	0.563	183.3	9.572	8.934	8.365	8.218	7.933	7.889	0.72	23.2	NLTT2071
LHS1112	009.699960	-50.639496	0.726	115.1	16.772	14.921	12.760	11.433	10.935	10.657	3.49	44.9	...
SCR0038-5038
LHS1113	009.794224	-04.732346	0.751	141.1	16.802	14.803	14.092	12.864	12.340	12.192	1.94	163.1	G270-26 ^d , NLTT2107
LHS1115	009.806940	-03.041714	0.529	123.4	14.366	11.874	10.841	9.543	8.939	8.724	2.33	25.5	NLTT2111
LHS1117	009.894175	-06.160858	0.500	088.0	19.819	17.712	15.759	14.365	13.824	13.660	3.35	178.9	NLTT2134
LHS1119	009.983427	-30.546118	0.529	152.5	16.169	13.958	12.284	10.619	10.076	9.778	3.34	28.2	LEHPM861, NLTT2165
LHS1121	009.986870	-35.300941	0.530	141.8	17.380	14.986	12.637	11.551	10.998	10.682	3.44	41.8	LEHPM862, NLTT2179
LHS1122	009.995037	-44.253250	0.544	114.1	12.294	9.866	8.923	8.235	7.609	7.394	1.64	18.3	NLTT2181
LHS1123	010.106917	-59.454674	0.995	063.1	4.833	4.672	4.486	NLTT2307
LHS1124	010.136647	-23.804802	0.720	117.3	5.130	4.545	4.333	NLTT2201
G268-025	010.263365	-16.639238	0.510	234.0	14.902	14.005	13.467	10.952	10.357	10.116	0.66	343.5	LEHPM889, LEHPM891
LHS1126	010.358511	-22.350580	0.604	230.5	13.703	11.877	10.927	10.770	10.233	10.040	1.11	67.8	NLTT2273
LHS1127	010.447159	-35.346745	0.800	082.3	16.053	14.213	12.517	11.042	10.555	10.271	3.17	42.6	G270-39 ^d , NLTT2281
LHS1128	010.487629	-06.020500	0.588	088.8	18.025	15.980	14.382	13.280	12.720	12.523	2.70	141.7	LEHPM899, NLTT2302
LHS1130	010.533440	-26.056782	0.654	148.1	12.773	11.309	10.821	10.327	9.802	9.647	0.98	48.2	NLTT2308
LHS1129	010.536998	-52.358974	0.720	118.2	14.261	12.090	9.821	8.572	8.026	7.710	3.52	10.5	...
LHS1134	010.858462	-41.292698	0.756	219.5	14.496	12.608	10.808	10.076	9.477	9.342	2.53	36.8	NLTT2469
LEHPM1-0916	011.163566	-65.649498	0.507	064.8	14.984	12.475	10.028	5.366	5.101	4.945	NLTT2465
LHS1139	011.163566	-65.649498	0.759	169.1	14.984	12.475	10.028	9.612	9.092	8.821	2.86	23.2	NLTT2465
LHS1140	011.247108	-15.271294	0.674	151.7	18.828	17.614	17.038	16.691	16.631	15.682	0.92	848.1	...
WTO1141	011.276405	-06.138673	0.699	171.2	16.995	14.947	13.495	12.229	11.704	11.463	2.72	85.8	LEHPM945
LHS1143	011.480683	-42.795313	0.787	122.0	14.880	12.999	11.148	9.839	9.221	8.952	3.16	22.4	NLTT2549
LHS1144	011.535776	-30.804447	0.563	122.2	20.533	18.012	15.001	12.678	12.099	11.712	5.33	29.2	LEHPM955, NLTT2552
LHS1146	011.585185	-19.412296	0.563	064.1	18.057	15.793	14.544	13.747	13.200	13.062	2.05	229.5	...
LHS1147	011.596070	-14.854014	0.767	197.8

Table B.1 (cont'd)

Name	RA (J2000)	DEC	μ ($''$)	θ ($^\circ$)	B_J	R_{59F}	I_{JVN}	J	H	K_s	$R_{59F} - J$	Est Dist (pc)	Other Names ^a & Notes
LHS1148	011.709293	-38.677589	0.732	192.5	16.218	14.206	13.348	12.336	11.861	11.600	1.87	127.3	
LHS1152	012.132043	-14.331316	0.530	059.7	17.043	14.902	12.388	11.679	11.054	10.787	3.22	51.3	NLTT2686 NLTT2748
LHS1154	012.361595	-23.212439	0.529	077.8	18.205	15.834	13.491	5.813	5.433	5.305	...	42.0	
APM0050-5152	012.409164	-51.868538	0.964	157.7	13.528	11.295	9.949	11.927	11.441	8.440	3.91	26.9	
LHS1155	012.505507	-54.534851	0.545	039.2	13.528	11.963	16.880	13.779	13.077	12.647	2.04	28.4	
SIP0050-1538	012.601844	-15.638452	0.674	227.3	...	13.642	11.265	10.449	9.894	9.595	6.18	28.9	
LEHPM1-1018	012.716616	-46.073006	0.540	085.4	15.992	13.642	11.265	14.085	13.520	13.316	3.19	97.7	NLTT2833
LHS1157	012.764656	-14.184665	0.806	152.8	20.841	18.582	15.508	15.748	15.378	15.216	4.50	624.2	LEHPM1023
LHS1158	012.795222	-20.465536	0.740	126.1	17.839	16.961	16.336	15.748	15.378	15.216	0.91	128.6	
SCR0051-8441	012.817929	-84.699634	0.500	073.9	18.198	16.114	14.652	13.263	12.713	12.501	2.85	8.8	NLTT2857 NLTT2859
LHS1159	012.891701	-22.910036	0.678	113.5	9.457	7.024	6.003	6.545	5.921	5.735	0.48	...	
LHS1160	012.896505	-22.908548	0.678	113.5	16.545	14.543	12.813	10.904	10.339	10.036	3.29	43.6	NLTT2941
APM0053-8200	013.217903	-82.005875	0.575	195.4	
LHS1163	013.254525	-30.356922	0.619	086.4	17.654	15.670	14.627	5.537	5.049	4.894	2.23	188.3	
LEHPM1-1066	013.454170	-53.751884	0.603	202.7	13.137	11.056	9.601	13.437	12.960	12.703	1.41	37.3	
LHS1164	013.561853	-50.594128	0.566	082.3	14.636	12.207	10.782	10.406	9.068	8.861	1.80	50.1	LEHPM1097
LHS1165	013.889498	-26.005642	0.382	094.3	18.566	16.452	15.150	13.763	13.237	13.014	2.69	174.3	
LEHPM1-1108	014.117563	-55.439793	0.634	098.7	18.295	16.292	14.382	12.644	12.023	11.792	3.65	64.4	
NLTT3150	014.317664	-02.561527	0.539	106.7	18.295	16.292	14.382	12.644	12.023	11.792	1.81	199.5	
APM0059-5847	014.674629	-58.774857	0.506	076.8	17.567	15.340	14.732	13.527	13.013	12.731	3.37	26.4	LEHPM1141, NLTT3237
LHS1171	014.687569	-31.453932	0.652	134.3	15.600	13.597	11.688	10.225	9.737	9.481	2.81	215.3	LEHPM1166, NLTT3370
LHS1177	015.341766	-31.080425	0.541	099.3	19.015	17.022	15.546	14.207	13.757	13.490	2.18	94.8	NLTT3455
LHS1178	015.531159	-67.656044	0.865	097.0	16.118	14.110	13.266	11.928	11.368	11.214	1.02	21.3	NLTT3543
LHS1186	016.025311	-34.674618	0.704	110.5	8.348	6.404	6.991	8.820	8.362	8.281	-0.17	10.1	NLTT3577
LHS1188	016.167306	-39.488163	0.541	187.7	18.647	16.669	15.489	14.127	13.732	13.443	2.54	238.9	NLTT3563
LHS1189	016.183362	-02.067228	0.526	130.2	18.792	16.623	14.237	12.579	12.013	11.707	4.04	51.6	NLTT3584
LHS1190	016.264640	-06.384094	0.545	087.8	14.235	12.207	10.747	9.744	9.243	9.018	2.46	31.7	
LHS1191	016.300492	-39.007332	0.799	153.7	17.068	14.934	12.808	11.160	10.569	10.272	3.77	29.6	LEHPM1218, NLTT3628
LHS1192	016.468643	-34.580196	0.572	094.0	17.068	14.934	12.808	11.160	10.569	10.272	0.45	14.5	NLTT3703
LHS1193	016.697833	-50.989433	0.512	094.1	9.169	7.601	6.575	7.149	6.694	6.560	5.29	45.5	
LHS1194	016.849046	-42.801357	0.500	089.4	15.064	17.273	13.148	11.987	11.449	11.214	2.01	255.1	
NLTT3743	016.933934	-03.459694	0.526	202.7	17.929	15.924	14.808	13.912	13.357	13.199	2.01	...	
LHS1196	016.961114	-42.769276	0.707	104.0	17.785	14.848	13.354	16.092	15.396	14.884	2.01	135.5	
LSR101082-3714W	017.055098	-37.244209	0.509	194.6	18.504	14.848	13.354	16.092	15.396	14.884	1.44	173.6	
LSR101082-3714E	017.057059	-37.244167	0.509	194.6	14.546	12.179	10.218	13.407	12.965	12.698	3.09	13.4	LEHPM1264
LHS1197	017.076096	-28.805756	0.749	102.0	9.093	8.536	8.228	

Table B.1 (cont'd)

Name	RA (J2000)	DEC	μ (")	θ ($^{\circ}$)	B_J	R_{59F}	I_{IVN}	J	H	K_s	$R_{59F} - J$	Est Dist (pc)	Other Names ^a & Notes
LHS1201	017.193524	-37.172577	0.709	231.9	17.294	15.243	12.718	11.120	10.521	10.248	4.12	26.2	LEHPM1271
LHS1202	017.321101	-72.211929	0.729	055.3	14.649	12.011	10.872	9.281	8.675	8.476	2.73	18.5	
LHS1203	017.370410	-05.123716	0.814	091.5	16.322	12.828	11.054	11.666	11.183	10.975	1.16	74.1	NLTT3847
LHS1205	017.372019	-05.125185	0.814	091.5	11.752	11.275	11.052	NLTT3849
LHS1207	017.485667	-30.147764	0.886	191.5	14.573	12.491	11.757	11.143	10.619	10.461	1.35	81.2	LEHPM1288, NLTT3887
LHS1208A	017.595081	-67.445160	0.718	034.0	11.640	8.382	7.772	5.997	5.409	5.132	2.38	3.6	NLTT3945
LHS1208B
LHS1210	017.785347	-05.965001	0.713	073.0	16.485	14.614	12.630	11.471	10.994	10.732	3.14	54.2	NLTT3941
LHS1211	017.948008	-49.135777	0.542	213.1	18.930	16.495	13.011	11.538	11.003	10.607	4.96	23.6	
SCR0111-4908	018.438589	-43.421635	0.802	182.0	18.348	16.215	14.802	13.674	13.173	12.922	2.54	179.8	LEHPM1351
LHS1216	018.508292	-01.376584	0.510	204.8	18.372	16.196	14.006	12.833	12.287	12.036	3.36	83.5	NLTT4097
LHS1217	018.535753	-36.945358	0.772	062.5	15.106	12.992	11.233	9.630	9.065	8.808	3.36	18.3	LEHPM1358
LHS1219	018.768971	-01.554437	0.631	087.8	18.081	16.956	16.574	16.288	15.763	15.974	0.67	929.9	NLTT4158
LHS1220	018.796360	-45.531670	0.684	074.4	4.094	3.719	3.782	NLTT4186
LHS1224	019.354862	-26.059837	0.523	141.1	15.267	13.612	12.652	12.313	11.713	11.559	1.30	135.9	NLTT4299
LHS1225	019.391686	-15.503095	0.549	150.6	9.875	8.583	7.339	7.817	7.305	7.169	0.77	18.1	NLTT4305
LHS1228	019.566660	-12.899485	0.719	162.5	12.334	9.968	8.486	8.356	7.737	7.550	1.61	19.9	NLTT4349
WT00031	019.649329	-59.632004	0.522	098.2	15.853	13.783	11.731	11.213	10.714	10.446	2.57	59.3	
LHS1229	019.667430	-00.874322	0.505	121.5	8.012	7.369	7.190	NLTT4361
LHS1230	019.671127	-00.867502	0.505	121.5	7.931	6.628	6.595	6.537	6.155	6.039	0.09	10.0	NLTT4362
LHS1231	019.749871	-08.939645	0.521	207.0	9.320	8.262	7.888	7.718	7.412	7.354	0.54	18.1	NLTT4375
LHS1232	019.843139	-27.606405	0.640	194.8	16.356	13.740	12.773	11.682	11.164	10.991	2.06	82.2	NLTT4404
LHS1233	019.883818	-14.257223	0.614	192.4	17.340	16.087	15.697	15.563	15.131	15.192	0.52	670.5	
LHS1235	020.341998	-17.836159	0.828	178.8	17.723	15.215	13.609	13.221	12.705	12.473	1.99	171.2	LEHPM1457
LHS1238	020.469668	-17.482718	0.519	176.9	15.739	13.710	12.698	12.399	11.862	11.661	1.31	140.9	LEHPM1465
LEHPM1-1467	020.489604	-64.405235	0.592	132.2	19.064	17.483	15.910	15.241	14.860	14.324	2.24	423.9	
LHS1243	021.016658	-42.677471	0.611	149.5	15.624	14.682	14.457	13.855	13.634	13.526	0.83	291.2	LEHPM1509
LHS1245	021.092227	-44.136333	0.504	208.1	11.183	13.303	9.879	8.931	8.301	8.086	4.37	11.7	LEHPM1515, NLTT4701
LSR101253-4545	021.325120	-45.758629	0.748	136.3	17.037	16.127	15.800	15.111	14.837	14.906	1.02	515.7	
LHS1247	021.351873	-26.012197	0.574	158.2	15.263	14.781	14.565	14.435	14.313	14.331	0.35	451.2	LEHPM1534, NLTT4753
LHS1249	021.408436	-29.184038	0.592	097.7	15.329	13.249	11.805	10.390	9.866	9.629	2.86	34.3	NLTT4766
LHS1251	021.761472	-32.314594	0.574	155.4	15.273	13.324	11.857	10.796	10.233	10.016	2.53	48.7	LEHPM1554, NLTT4835
LHS1253	022.320003	-29.448359	0.576	210.0	15.773	13.767	11.954	10.601	10.087	9.842	3.17	33.9	LEHPM1591, NLTT4933
NLTT5014	022.625217	-30.253237	0.635	115.1	16.790	14.929	13.725	12.556	12.018	11.848	2.37	122.9	
SCR0130-0532	022.682484	-05.539380	0.552	118.2	12.059	11.485	11.194	3.99	42.4	LEHPM1619
LHS1256	022.713300	-04.124631	0.665	130.1	11.579	11.056	10.866	1.17	97.4	NLTT5022

Table B.1 (cont'd)

Name	RA (J2000)	DEC	μ (")	θ ($^{\circ}$)	B_J	R_{59F}	I_{IVN}	J	H	K_s	$R_{59F} - J$	Est Dist (pc)	Other Names ^a & Notes
LHS1259	022.939815	-73.376248	0.562	070.5	15.878	13.488	11.831	10.211	9.707	9.448	3.28	24.5	NLTT5139
LHS1260	023.090943	-37.947388	0.552	137.6	19.396	17.161	15.547	14.194	13.775	13.417	2.97	184.5	NLTT5126
LEHPM1-1651	023.175072	-51.751614	0.570	135.0	16.548	14.332	12.892	11.636	11.067	10.875	2.70	63.4	
LHS1261	023.263585	-16.370358	0.603	126.0	17.665	15.978	15.116	14.004	13.418	13.239	1.97	266.2	NLTT5157
LHS1262	023.325467	-25.742882	0.560	090.5	15.307	17.446	13.619	12.348	11.820	11.609	5.10	44.8	LEHPM1662
LHS1263	023.619719	-34.882755	0.518	092.4	...	17.284	14.556	12.693	12.148	11.838	4.59	48.4	NLTT5262
LHS1264	023.671926	-26.082163	0.608	170.4	15.481	17.753	13.215	11.539	11.089	10.769	6.21	48.4	LEHPM1678
LHS1265	023.746559	-09.078194	0.618	192.2	20.444	18.182	16.335	15.247	14.810	14.755	2.93	366.7	NLTT5282
LEHPM1683	023.749962	-55.193665	0.644	135.0	19.472	17.413	15.211	13.227	12.709	12.427	4.19	69.3	
LEHPM1-1698	023.911286	-54.591106	0.675	080.9	19.368	17.937	17.522	16.612	16.462	15.646	1.33	754.0	NLTT5401
LHS1267	024.024378	-61.084297	0.660	187.2	11.190	10.185	9.401	8.948	8.649	8.682	1.24	36.0	NLTT5446
LHS1268	024.336715	-49.195660	0.534	075.2	7.497	6.851	6.621	
WT1213	024.358008	-05.730906	0.707	125.2	12.684	12.078	11.169	10.211	9.707	9.448	2.11	268.6	
LHS1270	024.497270	-04.995632	0.675	121.5	17.463	15.173	12.438	11.193	10.658	10.292	-0.04	...	
SCR0138-6029	024.504617	-60.498871	0.580	083.3	12.812	10.869	9.697	9.448	8.851	8.691	3.98	28.7	LEHPM1732, NLTT5476
LHS1271	024.555330	-21.159342	0.780	143.7	17.601	15.425	13.584	12.048	11.573	11.319	1.42	35.2	
LEHPM1-1736	024.577817	-47.748966	0.765	120.3	16.564	14.624	13.618	12.887	12.293	12.134	3.38	59.0	
LHS1273	024.632365	-20.515484	0.538	123.4	17.437	15.319	13.026	11.576	11.118	10.829	1.74	169.0	NLTT5495
WT1214	024.730294	-09.424119	0.599	096.8	17.616	17.044	16.730	16.296	15.954	15.481	3.74	41.5	
LHS1274	024.809654	-33.817703	0.606	093.4	15.579	13.433	11.958	10.973	10.464	10.235	0.75	721.9	LEHPM1752, NLTT5543
LHS1276	024.941133	-01.280167	0.547	088.6	12.731	10.645	10.065	9.075	8.432	8.252	2.46	54.2	NLTT5608
LHS1278	025.143989	-30.728352	0.606	125.9	10.100	9.460	9.310	1.57	27.4	NLTT5689
LHS1279	025.295632	-67.684090	0.572	146.3	8.437	7.244	6.515	7.177	6.929	6.813	NLTT5690
LHS1281	025.311023	-67.676842	0.572	146.3	6.233	5.888	5.823	0.07	18.4	NLTT5688
LHS1286	025.561882	-17.888824	0.528	082.9	18.212	16.106	13.808	12.147	11.654	11.361	
SCR0142-3133	025.584989	-31.559744	0.749	155.1	12.454	10.380	9.155	8.239	7.402	7.402	3.96	47.2	NLTT5734
LHS1288	025.732352	-42.203457	0.673	099.8	15.366	13.222	11.196	9.944	9.348	9.067	2.14	16.4	LEHPM1832, NLTT5854
LHS1293	026.298676	-32.085384	0.660	073.7	19.409	17.226	15.750	14.640	14.163	13.893	3.28	274.9	LEHPM1851, NLTT5917
LHS1295	026.594265	-19.894766	0.671	193.1	21.067	18.496	16.835	15.394	14.956	14.667	2.59	274.9	LEHPM1903
APM0149-3309	027.260473	-33.154812	0.510	103.2	14.872	12.767	11.076	9.838	9.260	8.989	3.10	289.0	LEHPM1922
LHS1300	027.583729	-49.611198	0.555	095.6	16.326	14.375	12.106	10.833	10.316	9.998	2.93	24.3	LEHPM1922
LHS1301	027.709409	-08.344242	0.824	050.5	15.732	13.368	10.840	9.413	8.841	8.552	3.54	31.5	NLTT6175
LHS1302	027.766877	-06.117988	0.675	116.6	12.848	10.776	8.885	8.375	7.849	7.631	3.95	12.4	NLTT6192
LHS1303	027.952717	-10.803347	0.841	133.2	17.699	15.323	13.213	11.450	10.846	10.568	2.40	17.2	NLTT6243
WT00060	027.999078	-57.799541	0.618	211.4	10.961	12.345	10.401	9.709	9.180	9.049	3.87	30.8	
LHS1305	028.077806	-41.594696	0.501	072.0	2.64	30.3	

Table B.1 (cont'd)

Name	RA (J2000)	DEC	μ (")	θ ($^\circ$)	B_J	R_{59F}	I_{IVN}	J	H	K_s	$R_{59F} - J$	Est Dist (pc)	Other Names ^a & Notes
LHS1306	028.091480	-43.695614	0.605	053.5	14.199	12.054	10.453	9.833	9.264	9.027	2.22	34.0	
LHS1307	028.204534	-22.454874	0.892	090.8	10.027	7.704	6.344	6.064	5.405	5.178	1.64	6.6	NLTT6302
LHS1311	028.460427	-10.537096	0.725	115.1	16.575	14.466	11.753	10.454	9.934	9.649	4.01	22.0	NLTT6368
NLTT6390	028.522109	-30.575647	0.501	115.0	17.936	17.148	16.355	16.355	15.995	15.870	0.79	879.3	LEHPM1992
APM0155-5046	028.662387	-50.766151	0.515	118.8	15.541	13.391	11.787	2.277	1.887	1.730	2.62	47.4	NLTT6502
LHS1314	028.989412	-51.608887	0.734	066.6	LEHPM2024
LHS1315	029.166931	-36.248631	0.743	089.5	14.483	12.669	12.095	11.154	10.590	10.401	1.51	67.9	
LHS1316	029.175481	-12.861204	0.525	167.1	16.307	14.197	12.757	12.167	11.635	11.475	2.03	114.5	
APM0158-5031	029.482400	-50.515800	0.739	100.0	19.580	17.382	14.617	12.608	12.072	11.764	4.77	39.7	LEHPM2048
LHS1321	030.073016	-27.338402	0.860	184.6	15.983	13.791	12.700	11.815	11.274	11.074	1.98	94.3	LEHPM2093, LEHPM2094, NLTT6728
LHS1322	030.119635	-03.956338	0.646	100.8	18.183	16.177	14.826	13.736	13.198	12.977	2.44	195.8	NLTT6722
LHS1323	030.133771	-40.731201	0.605	134.5	7.981	6.387	6.033	6.153	5.844	5.768	0.23	...	NLTT6746
LHS1325	030.196915	-10.355828	0.515	224.6	15.180	12.961	10.991	9.890	9.346	9.092	3.07	24.1	NLTT6740
LHS1328	030.701681	-05.526481	0.571	086.7	18.893	16.847	14.523	12.869	12.368	12.060	3.98	65.2	NLTT6840
LHS1329	030.970817	-28.930519	0.711	125.3	16.360	14.426	13.619	12.562	12.007	11.863	1.86	144.1	LEHPM2146, NLTT6912
LHS1331	031.011039	-15.893356	0.544	139.8	19.536	17.105	15.150	14.119	13.527	13.242	2.99	159.5	NLTT6914
LHS1332	031.114771	-01.882238	0.822	224.7	14.759	12.683	10.744	9.585	9.092	8.804	3.10	21.7	NLTT6927
LHS1334	031.230739	-46.113792	0.683	167.2	16.281	14.241	13.251	12.522	11.995	11.807	1.72	146.0	LEHPM2162
LHS1336	031.345787	-21.882711	0.647	091.0	18.616	16.429	14.151	13.163	12.660	12.459	3.27	109.8	LEHPM2171, NLTT6973
LHS1337	031.348410	-28.069904	0.552	037.9	11.925	9.915	8.636	7.991	7.348	7.164	1.92	16.0	NLTT6979
LHS1338	031.452461	-30.176697	0.546	037.8	13.836	11.777	9.694	8.803	8.259	8.035	2.97	16.3	NLTT6980
LHS1339	031.501580	-06.350882	0.830	280.6	13.336	11.019	9.424	8.367	7.867	7.558	2.65	13.9	LEHPM2179, NLTT7002
LHS1340	031.595274	-35.845322	0.500	152.4	18.710	16.606	15.203	13.868	13.404	13.111	2.74	180.9	NLTT6998
LHS1342	031.676776	-26.659527	0.521	091.7	16.253	18.368	14.841	13.849	13.246	13.081	4.52	114.6	NLTT7027
NLTT7038	031.676776	-26.659527	0.521	091.7	11.475	10.458	9.963	9.881	9.523	9.454	0.58	47.9	LEHPM2188
LEHPM1-2189	031.686798	-24.473675	0.655	078.6	21.016	18.720	17.000	15.455	15.034	14.907	3.26	327.0	
LHS1346	032.295270	-16.339703	0.535	081.1	11.375	8.591	8.164	8.076	7.412	7.246	0.51	17.2	NLTT7162
APM0209-4924	032.323384	-49.408539	0.873	166.4	17.550	15.430	14.500	13.533	13.075	12.841	1.90	222.8	LEHPM2233
LHS1347	032.400366	-14.358918	0.629	124.0	12.381	9.355	8.423	8.122	7.498	7.259	1.23	17.4	NLTT7185
SCR0210-6622	032.688372	-66.373962	0.769	056.3	16.863	14.603	12.150	10.972	10.432	10.094	3.63	30.0	
LHS1351	032.824913	-63.228142	0.753	241.6	12.993	10.603	9.143	8.544	7.983	7.726	2.06	18.9	NLTT7319
LHS1353	033.121900	-08.069308	0.798	216.5	NLTT7427
LHS1354	0.756	227.3	LEHPM2278, NLTT7336
LHS1355	033.165617	-33.868389	0.873	074.4	16.897	14.763	12.668	11.141	10.625	10.319	3.62	33.2	LEHPM2274
LHS1356	033.244198	-73.763985	0.586	067.5	13.836	11.676	10.094	9.235	8.557	8.343	2.44	21.9	NLTT7427
LHS1357	033.212342	-17.686775	0.546	068.0	11.302	9.290	8.247	8.195	7.596	7.342	1.10	19.6	LEHPM2278, NLTT7336

Table B.1 (cont'd)

Name	RA (J2000)	DEC	μ (")	θ ($^\circ$)	B_J	R_{59F}	I_{IVN}	J	H	K_s	$R_{59F} - J$	Est Dist (pc)	Other Names ^a & Notes
LHS1359	033.283572	-19.031281	0.824	095.6	16.668	14.185	11.536	10.757	10.238	9.940	3.43	31.2	LEHPM2283, NLTT7347
LHS1360	033.449888	-25.516439	0.915	154.5	13.749	12.189	10.865	11.355	10.858	10.731	0.83	88.4	NLTT7384
LHS1361	033.473298	-32.041191	0.913	124.5	10.963	9.095	7.299	6.961	6.327	6.093	2.13	9.4	NLTT7390
LHS1363	033.552145	-03.962061	0.551	110.9	17.283	14.960	11.956	10.481	9.858	9.485	4.48	15.7	NLTT7395
LHS1365	033.667495	-01.201374	0.996	094.7	9.084	8.031	7.164	7.899	7.589	7.520	0.13	23.5	NLTT7415
LHS1367	033.783421	-03.666998	0.851	114.9	20.230	17.679	14.027	11.617	10.953	10.542	6.06	12.7	LEHPM2307
LHS1370	033.904508	-25.601889	0.687	123.8	15.212	13.095	12.491	11.612	11.099	10.895	1.48	93.3	LEHPM2314, NLTT7483
LHS1372	033.947395	-03.843603	0.755	104.6	14.902	12.775	10.941	10.385	9.820	9.545	2.39	40.6	NLTT7477
LHS1373	033.953472	-12.674353	0.558	073.6	13.839	11.829	9.902	9.051	8.465	8.171	2.78	18.6	NLTT7484
LHS1376	034.146279	-30.968706	0.724	070.3	13.972	12.010	9.624	8.777	8.191	7.887	3.23	13.8	LEHPM2330, NLTT7528
LHS1377	034.171638	-30.988367	0.724	069.9	12.707	10.789	8.540	7.987	7.320	7.131	2.80	11.8	NLTT7535
LHS1379	034.308742	-07.843873	0.502	124.6	..	11.666	10.969	10.060	9.431	9.282	1.61	42.6	
APM0217-5923	034.368565	-59.378777	0.527	207.5	17.186	14.663	11.502	10.438	9.868	9.542	4.23	19.1	
LHS1380	034.392285	-53.989017	0.624	049.0	12.158	9.644	8.884	8.473	7.834	7.651	1.17	22.7	NLTT7602
LHS1381	034.486413	-35.616936	0.509	057.1	12.421	10.078	8.877	8.513	7.927	7.676	1.57	21.6	LEHPM2346, NLTT7610
LHS1381	034.488213	-35.605503	0.504	057.6	9.266	8.621	8.403	NLTT7612
LHS1384	034.551988	-66.955971	0.625	091.1	15.376	13.093	11.410	10.781	10.285	10.072	2.31	53.0	LEHPM2354
LHS1385	034.631237	-39.609241	0.524	081.9	15.927	15.489	15.169	15.085	14.830	14.893	0.40	586.5	LEHPM2355
LHS1386	034.672589	-39.619686	0.524	082.0	14.220	11.980	10.269	9.668	9.072	8.804	2.31	28.8	NLTT7651
LHS1387	034.743881	-25.945864	0.500	334.1	5.056	4.694	4.551	
LEHPM1-2373	034.900807	-26.667128	0.639	191.9	20.460	18.551	16.871	15.431	14.979	14.865	3.12	370.5	
APM0220-6519	034.985793	-65.312134	0.509	082.7	17.024	14.681	12.390	11.362	10.801	10.486	3.32	40.4	
APM0220-4558	035.096388	-45.961418	0.509	075.9	16.736	14.439	12.639	11.580	11.055	10.841	2.86	58.8	
LHS1389	035.111138	-09.454136	0.532	188.1	18.384	16.393	14.277	12.636	12.134	11.855	3.76	65.8	NLTT7711
LHS1391	035.349817	-30.933647	0.568	081.3	9.131	7.843	6.643	7.180	6.764	6.599	0.66	14.1	NLTT7771
LHS1395	035.703243	-10.853300	0.543	091.3	19.990	17.787	15.242	13.185	12.654	12.323	4.60	54.1	NLTT7829
LHS1396	035.758157	-16.279282	0.698	127.0	20.569	18.027	15.159	13.490	13.027	12.645	4.54	65.0	NLTT7850
LHS1398	035.834770	-29.160498	0.704	109.7	15.983	13.857	12.505	11.951	11.420	11.193	1.91	103.6	LEHPM2430, NLTT7869
SCR0223-0558	035.860846	-05.979760	0.530	084.5	17.699	15.466	13.492	12.358	11.792	11.562	3.11	73.4	
LHS1399	036.006548	-10.650855	0.509	227.9	17.318	15.361	13.036	11.465	10.888	10.594	3.90	34.4	NLTT7891
LHS1401	036.127749	-17.278324	0.508	117.2	18.011	15.829	13.268	11.522	10.951	10.617	4.31	27.9	NLTT7921
LHS1402	036.130801	-28.902386	0.501	096.3	19.696	17.714	16.504	15.456	14.906	14.461	2.26	404.2	LEHPM2454
LHS1404	036.428742	-01.240736	0.502	187.2	13.848	11.682	9.932	9.715	9.123	8.823	1.97	33.2	NLTT7969
LHS1406	036.694570	-10.338128	0.530	106.4	18.660	16.565	15.507	14.235	13.732	13.481	2.33	252.7	NLTT8019
SPS0227-1624	036.793172	-16.413319	0.592	120.8	13.573	12.630	12.143	5.73	26.7	
LHS1408	037.132866	-20.040701	0.663	069.2	12.527	10.065	8.568	9.181	8.571	8.347	0.88	22.1	LEHPM2523, NLTT8105

Table B.1 (cont'd)

Name	RA (J2000)	DEC	μ (")	θ ($^\circ$)	B_J	R_{59F}	I_{IVN}	J	H	K_s	$R_{59F} - J$	Est Dist (pc)	Other Names ^a & Notes
2MA0228-6325	037.181496	-63.418133	0.637	092.3	...	19.709	16.723	13.556	12.747	12.248	6.15	23.2	
LHS1409	037.256845	-19.979156	0.683	068.2	...	7.551	5.549	6.591	5.997	5.828	0.96	5.3	NLTT8126
GJ100B			0.689	070.6	...								
LHS1411	037.507230	-30.691343	0.519	114.9	12.378	14.410	11.703	11.730	11.147	11.007	2.68	59.6	
APM0230-6050	037.608833	-60.840096	0.505	064.8	17.686	15.539	14.042	13.031	12.500	12.260	2.51	133.9	
LHS1412	037.645214	-15.723556	0.539	098.6	13.895	12.034	9.884	9.278	8.653	8.423	2.76	22.0	NLTT8185
LHS1414	037.911234	-04.238828	0.599	209.8	17.114	14.775	12.539	11.862	11.351	11.075	2.91	65.4	NLTT8228
LHS1415	038.157925	-14.197455	0.728	174.1	16.249	15.215	14.774	14.489	14.261	14.161	0.73	406.4	NLTT8284
LHS1416	038.175642	-27.623255	0.771	063.5	17.480	15.180	13.044	11.673	11.237	10.980	3.51	48.0	LEHPM2578, NLTT8298
SCR0234-8204	038.695683	-82.074570	0.618	333.3	20.290	14.132	12.806	11.106	10.510	10.254	3.03	28.5	
LHS1421	038.840868	-24.012938	0.620	189.5	16.581	15.513	14.923	14.445	14.335	14.117	1.07	374.0	LEHPM2610, NLTT8435
LHS1423	038.883524	-81.636688	0.505	089.6	15.979	14.082	13.181	11.875	11.359	11.136	2.21	92.5	
LHS1424	038.955337	-07.650382	0.537	128.0	15.839	13.742	11.318	11.194	10.744	10.421	2.55	55.5	NLTT8445
APM0237-5928	039.135198	-59.468269	0.734	051.9	15.292	12.698	9.957	9.282	8.695	8.341	3.42	14.5	
LHS1427	039.442927	-07.096674	0.541	169.3	16.554	14.342	11.857	10.639	10.115	9.832	3.70	26.4	
LHS1430	039.980814	-34.101368	0.499	204.6	15.502	18.001	13.638	12.481	12.004	11.707	5.52	56.6	LEHPM2674, NLTT8652
LHS1431	040.396318	-26.353918	0.524	174.2	17.154	15.149	13.344	12.039	11.550	11.315	3.11	69.4	LEHPM2683, NLTT8664
LHS1432	040.161385	-30.135431	0.603	080.2	8.613	7.368	6.727	6.861	6.530	6.477	0.51	...	NLTT8680
LHS1434	040.734294	-38.936703	0.579	103.6	14.251	12.129	10.359	9.242	8.643	8.383	2.89	18.7	LEHPM2716
APM0243-4639	040.794361	-46.650391	0.676	150.8	...			12.615	12.212	12.160	
LHS1436	040.892538	-46.454723	0.559	172.7	9.234	7.786	6.403	7.140	6.620	6.490	0.65	12.4	NLTT8839
LHS1438	040.971561	-08.829138	0.973	140.4	11.935	10.254	8.489	8.693	8.103	7.922	1.56	23.3	NLTT8822
LHS1437	040.982288	-58.081810	0.591	233.9	15.085	12.905	11.857	11.772	11.229	11.041	1.13	103.7	
LEHPM1-2732	041.040069	-53.891888	0.534	072.8	16.211	14.161	13.100	12.487	11.841	11.649	1.67	134.7	
APM0245-6139	041.213397	-61.657730	0.502	143.5	18.257	16.107	15.001	14.195	13.653	13.503	1.91	298.6	
NLTT8944	041.329694	-58.378441	0.501	061.8	10.985	9.064	8.149	8.183	7.592	7.445	0.88	22.0	
LHS1441	041.382457	-19.859556	0.551	084.6	18.887	17.252	16.848	16.505	16.363	15.607	0.75	768.0	LEHPM2749, NLTT8904
LHS1442	041.628276	-02.456315	0.542	154.9	15.567	15.126	14.708	14.679	14.589	14.477	0.45	...	NLTT8947
LHS1444	041.769246	-68.927444	0.598	188.7	11.287	9.578	8.934	9.020	8.466	8.267	0.56	...	NLTT9048
SCR0247-6627	041.772419	-66.453987	0.711	053.4	15.936	13.792	12.148	10.634	10.104	9.783	3.16	31.3	LEHPM2784
APM0247-5257	041.836457	-52.945778	0.671	041.5	17.449	15.290	13.097	11.748	11.184	10.873	3.54	44.1	LEHPM2791, NLTT9030
LHS1447	042.051684	-30.046663	0.582	051.8	...			13.404	13.379	13.418	LEHPM2792, NLTT9034
LHS1448	042.082047	-30.722754	0.685	146.7	13.790	11.502	10.371	9.635	9.080	8.844	1.87	34.4	NLTT9091
LHS1450	042.509966	-08.144931	0.588	081.5	19.151	16.597	13.306	11.865	11.866	11.856	4.73	26.8	NLTT9090
LHS1451	042.528736	-01.841830	0.798	072.7	19.051	16.788	14.520	12.914	12.430	12.119	3.87	67.4	NLTT9133
LHS1452	042.540638	-53.139000	0.517	348.8	11.572	9.045	7.822	7.349	6.753	6.495	1.70	11.8	

Table B.1 (cont'd)

Name	RA (J2000)	DEC	μ (")	θ ($^{\circ}$)	B_J	R_{59F}	I_{IVN}	J	H	K_s	$R_{59F} - J$	Est. Dist (pc)	Other Names ^a & Notes
LHS1457	042.897318	-07.413075	0.628	133.2	15.718	13.485	12.247	11.630	11.091	10.887	1.85	90.0	NLTT9151
LHS1459	042.890318	-26.027199	0.828	180.1	14.825	12.789	11.227	10.696	10.172	9.954	2.09	56.2	LEHPM2842, NLTT9172
LHS1461	043.073689	-34.197250	0.511	085.9	14.557	16.574	12.608	11.460	10.951	10.709	5.11	33.7	LEHPM2850, NLTT9206
SCRO252-7038	043.133352	-70.639458	0.767	201.0	13.556	11.656	10.858	10.735	10.235	10.042	0.92	69.1	
LHS1462	043.164234	-14.528297	0.862	193.5	18.745	16.522	14.094	12.695	12.227	11.900	3.83	64.3	NLTT9207
LHS1463	043.228001	-20.513699	0.707	036.7	15.022	12.822	11.462	10.895	10.369	10.125	1.93	62.2	LEHPM2860
LHS1465	043.279571	-10.316596	0.640	144.6	16.949	14.841	12.561	11.373	10.857	10.601	3.47	42.3	NLTT9224
LHS1466	043.511433	-35.904617	0.532	106.7	8.943	7.220	6.445	6.466	6.010	5.868	0.75	11.4	NLTT9274
LHS1467	043.509431	-35.914635	0.532	106.7	9.820	9.171	8.527	8.301	...	23.3	NLTT9275
LHS1469	043.546963	-18.431011	0.501	142.7	19.004	16.376	15.264	14.618	13.843	13.344	1.76	246.2	LEHPM2885
LHS1470	043.563687	-18.431223	0.505	141.7	15.912	13.877	12.932	12.724	12.198	12.014	1.15	164.3	LEHPM2888
LHS1471	043.810305	-51.672482	0.665	071.4	15.352	13.248	11.125	9.938	9.366	9.082	3.31	21.8	LEHPM2905
LHS1472	043.925390	-23.957747	0.677	177.5	15.740	14.214	13.391	12.122	11.598	11.385	2.09	100.7	NLTT9356
LHS1474	044.071713	-70.369682	0.668	101.3	13.790	13.623	13.572	14.036	14.125	13.987	-0.41	75.8	NLTT9415
LHS1477	044.259198	-13.691824	0.724	145.8	17.330	15.312	13.417	12.243	11.770	11.464	3.07	80.6	LEHPM2942
LHS1479	044.445239	-36.623875	0.590	063.4	13.657	12.300	11.624	11.086	10.540	10.464	1.21	65.3	NLTT460
LHS1480	044.525276	-05.095504	0.522	110.5	18.986	16.169	14.242	12.730	12.216	11.903	3.44	21.3	NLTT9474
LHS1481	044.542553	-12.885187	0.613	027.3	13.709	11.246	9.895	8.952	8.450	8.199	2.29	56.3	
SIP50258-1220	044.645342	-12.338425	0.827	091.4	21.806	19.481	15.822	13.921	13.410	13.030	5.56	106.4	NLTT9513
LHS1482	044.610482	-29.074024	0.522	180.4	14.187	12.077	11.465	11.519	10.979	10.820	0.56	43.8	
2MA0259-0913	044.949549	-09.219716	0.631	153.4	16.012	13.808	11.673	10.925	10.417	11.024	2.88	49.5	
LSR103007-4653	045.188129	-46.897388	0.745	065.2	17.616	15.403	12.800	11.790	11.313	11.024	3.61	...	NLTT9665
LHS1489	045.406753	-28.091377	0.500	147.1	4.364	3.793	3.824	...	24.3	LEHPM2999
LHS1490	045.526592	-39.847687	0.847	218.8	17.179	14.493	11.926	10.705	10.178	9.885	3.79	20.4	LEHPM3030, NLTT9794
APM0302-6952	045.628063	-69.867287	0.575	131.3	15.085	13.024	10.970	9.692	9.176	8.908	3.33	13.8	
LHS1491	046.018851	-20.378721	0.702	135.8	13.558	11.797	9.485	8.634	8.016	7.751	3.16	33.0	LEHPM3035
LHS1493	046.136289	-41.575665	0.566	059.2	15.145	12.905	11.275	10.287	9.681	9.414	2.62	13.8	
LEHPM3070	046.548300	-36.798016	0.571	179.8	20.545	17.794	13.764	11.690	11.068	10.631	6.10	243.7	
LSR103064-3325	046.610268	-33.428581	0.972	189.7	19.213	16.788	15.129	14.348	13.882	13.580	2.44	155.9	
LHS1497	046.641393	-61.106842	0.573	191.7	16.116	14.199	13.365	12.581	12.085	11.935	1.62	25.7	LEHPM3107
LHS1500	047.105837	-38.212002	0.512	079.7	17.709	15.430	12.787	11.232	10.679	10.327	4.20	74.5	
LHS1502	047.204776	-40.111855	0.724	140.0	18.150	16.083	13.925	12.623	12.105	11.840	3.46	168.9	NLTT10022
LHS1503	047.221622	-12.152271	0.546	167.1	16.692	14.646	13.539	12.864	12.342	12.153	1.78	38.9	
SCRO308-8212	047.227338	-82.208565	0.507	027.3	17.800	15.622	13.087	11.704	11.145	10.894	3.92	269.0	
LEHPM1-3122	047.308047	-56.871986	0.612	085.9	18.293	16.180	15.067	14.099	13.681	13.371	2.08	108.4	NLTT10092
LHS1510A	047.532412	-00.769242	0.576	144.8	16.731	14.716	13.101	12.300	11.817	11.608	2.42	...	

Table B.1 (cont'd)

Name	RA (J2000)	DEC	μ (")	θ ($^\circ$)	B_J	R_{59F}	I_{IVN}	J	H	K_s	$R_{59F} - J$	Est. Dist (pc)	Other Names ^a & Notes
LHS1510B	047.532223	-00.770320	0.576	143.8	10.649	9.402	9.004	14.278	13.832	13.562	0.79	...	NLTT10552
LHS1511	047.669721	-84.543106	0.610	071.0	14.706	12.704	10.836	8.617	8.132	8.059	2.91	24.1	LEHPM3146
LHS1513	047.898923	-38.789823	0.885	107.9	20.370	18.025	15.719	9.791	9.327	9.016	3.65	150.1	NLTT10215
LSRJ03116-3113	047.908272	-31.222553	0.544	162.7	14.379	13.628	13.628
LHS1515	048.018483	-28.987686	0.723	027.5	2.572	2.317	2.238
GJ127B	048.018483	-28.987686	0.723	027.5	2.572	2.317	2.238
WT1356	048.332283	-16.645906	0.664	234.3	16.770	14.584	11.846	11.332	10.844	10.559	3.25	47.9	NLTT10322
LHS1517	048.393952	-09.611082	0.535	174.8	18.101	16.136	14.737	13.507	12.968	12.736	2.63	161.5	LEHPM3181
LHS1519	048.621035	-51.431942	0.661	060.4	13.886	11.644	9.940	9.353	8.778	8.529	2.29	95.8	LEHPM3225, NLTT10475
LHS1524	049.325041	-19.671537	0.572	114.6	16.570	14.415	11.865	10.980	10.450	10.169	3.44	35.9	LEHPM3245, NLTT10604
LHS1526	049.444629	-02.394687	0.577	110.5	13.721	12.079	11.349	10.830	10.235	10.110	1.25	68.9	NLTT10489
LHS1529	049.613469	-19.990248	0.741	126.8	16.937	14.844	13.048	11.599	11.090	10.806	3.24	49.6	NLTT10546
LHS1531	049.821757	-37.062145	0.748	128.8	19.137	16.822	13.367	12.160	11.676	11.344	4.66	39.9	LEHPM3245, NLTT10604
2MA03202-0446	050.118298	-04.776623	0.678	190.6	10.159	10.926	9.423	10.192	9.816	9.727	0.73	43.9	NLTT10681
LHS1534	050.181516	-33.464703	0.523	177.7	10.159	10.926	9.423	10.192	9.816	9.727	0.73	43.9	NLTT10681
LHS1535	050.183052	-33.462097	0.530	180.0	10.159	10.926	9.423	10.192	9.816	9.727	0.73	43.9	NLTT10681
LHS1536	050.273232	-05.442928	0.771	188.7	17.022	14.980	12.679	11.031	10.515	10.219	3.95	28.2	NLTT10683
SIP0321-7046	050.314000	-70.768982	0.553	40.3	16.011	13.756	11.746	10.394	9.840	9.574	3.36	25.8	NLTT10673
LHS1539	050.480586	-00.988842	0.536	101.5	15.645	13.880	11.762	10.650	10.159	9.926	3.23	37.4	NLTT10710
LP652-351	050.544798	-07.450340	0.547	180.2	15.938	13.871	12.926	12.727	12.125	11.972	1.14	162.3	...
LSRJ03229-8159	050.748065	-81.998451	0.504	049.5	20.630	18.303	15.355	13.023	12.481	12.081	5.28	36.5	...
LHS1542	050.957272	-15.513256	0.513	173.3	19.040	16.947	15.222	14.639	14.089	13.885	2.31	314.4	NLTT10817
LHS1543	050.970077	-17.305874	0.780	126.0	12.881	11.309	10.344	10.739	10.216	10.025	0.57	72.9	NLTT10821
LSRJ03245-5220	051.137443	-52.344261	0.823	212.7	17.306	14.270	12.277	11.095	10.507	10.174	3.18	31.9	NLTT10867
LHS1546	051.248993	-05.363593	0.810	197.7	8.704	7.158	6.275	5.827	5.306	5.124	1.33	6.9	NLTT10871
LHS1547	051.295972	-01.820546	0.906	164.4	16.844	15.791	15.394	14.761	14.439	14.378	1.03	423.8	NLTT10996
LHS1548	051.968203	-19.804588	0.636	060.0	8.917	6.704	6.001	5.888	5.251	5.068	0.82	6.9	...
LHS1549	052.203086	-27.316822	0.839	063.7	12.230	10.908	9.323	13.109	13.109	13.101	-2.31	244.7	...
LHS1550	052.201610	-27.318077	0.830	063.7	12.230	10.908	9.323	13.109	13.109	13.101	-2.31	244.7	...
LHS1551	052.344423	-62.937509	0.525	045.3	9.598	9.003	8.771	1.31	37.2	NLTT11118
LHS1552	052.371012	-62.946613	0.524	044.9	4.223	3.933	3.936	NLTT11119
LEHPM1-3365	052.662923	-23.812777	0.588	087.3	21.294	18.945	17.105	15.799	15.308	14.938	3.15	329.4	...
APM0332-5629	052.958100	-56.482170	0.545	026.7	15.731	13.809	11.669	10.711	10.178	9.951	3.10	38.6	LEHPM3389
LHS1556	053.179809	-30.325157	0.711	187.9	16.431	14.166	12.495	12.033	11.527	11.297	2.13	99.3	...
LHS1557	053.232961	-09.458295	0.974	271.5	15.542	13.406	11.422	10.437	9.903	9.642	2.97	33.3	NLTT11269
LHS1558	053.554624	-26.323381	0.703	061.8	15.542	13.406	11.422	10.437	9.903	9.642	2.97	33.3	...

Table B.1 (cont'd)

Name	RA (J2000)	DEC	μ (")	θ ($^{\circ}$)	B_J	R_{59F}	I_{IVN}	J	H	K_s	$R_{59F} - J$	Est Dist (pc)	Other Names ^a & Notes
LHS1559	053.588024	-31.079906	0.509	185.5	11.251	10.284	9.687	12.481	11.945	11.750	-2.20	...	NLTT11288
LHS1560	053.660040	-31.072880	0.509	185.5	11.251	10.284	9.687	10.266	9.904	9.854	0.02	...	NLTT11300
LHS1561	053.664975	-04.842473	0.529	127.9	13.625	11.427	9.470	8.829	8.269	7.928	2.60	17.4	NLTT11277
LHS1563	053.753885	-48.419163	0.505	052.5	14.110	16.286	12.070	6.122	5.493	5.338	10.16	1.4	NLTT11339
LEHPM1-3406	053.803465	-60.571835	0.567	175.8	17.514	15.444	14.358	13.622	13.067	12.818	1.82	223.5	
LHS1565	053.998727	-44.512592	0.842	116.3	13.514	11.197	8.371	7.523	7.015	6.610	3.67	6.2	
LHS1567	054.027929	-40.998291	0.551	206.5	13.757	11.950	9.793	9.290	8.639	8.392	2.66	22.6	
LEHPM1-3430	054.347687	-55.248150	0.501	090.1	20.855	18.499	17.047	15.926	15.800	15.546	2.57	635.1	
LEHPM1-3431	054.358527	-55.230652	0.506	091.5	19.638	17.000	16.164	14.960	14.302	13.689	2.04	257.9	
LHS1572	054.541567	-68.946129	0.534	030.8	12.918	10.624	9.195	8.210	7.602	7.372	2.41	13.9	
LHS1575	055.042236	-36.177254	0.628	093.1	17.294	16.470	15.951	15.709	15.488	15.408	0.76	728.6	
LHS1577	055.091754	-03.216831	0.732	107.2	17.294	16.470	15.951	5.588	5.301	5.179			NLTT11544
LHS1580	055.708928	-03.921806	0.594	070.6	16.116	14.009	11.984	11.386	10.869	10.631	2.62	62.6	NLTT11668
LHS1581	055.812095	-09.763629	0.750	353.2	2.060	1.729	1.619	2.060	1.729	1.619			NLTT11686
LHS1582	055.841858	-09.564238	0.507	053.7	15.727	13.373	10.953	9.799	9.177	8.854	3.57	16.7	NLTT11691
LHS1584	055.769831	-50.643108	0.504	015.6	18.958	16.701	13.871	12.422	11.918	11.659	4.28	48.8	NLTT11719
APM0345-4700	056.160599	-47.008888	0.660	194.0	21.089	18.718	15.255	13.130	12.642	12.346	5.59	39.3	
SIP0346-0218	056.550630	-02.307551	0.850	155.4	13.253	10.905	9.436	9.002	8.455	8.188	1.90	24.9	NLTT11832
LHS1590	056.689104	-11.295074	0.566	079.0	16.680	14.418	12.154	10.999	10.429	10.129	3.42	32.9	NLTT11847
LHS1591	056.712094	-23.249584	0.548	196.9	16.680	14.418	12.154	10.999	10.429	10.129			NLTT11850
LHS1592	056.731153	-22.904020	0.591	215.5	16.680	14.418	12.154	10.999	10.429	10.129			
2MA0348-6022	057.032171	-60.374184	0.770	201.0	14.971	13.032	12.194	15.318	15.559	15.602	1.23	...	
LHS1598	057.357436	-03.326599	0.753	087.6	15.417	13.153	11.132	11.805	11.276	11.061	2.72	108.7	NLTT11938
LHS1600	057.501396	-51.087463	0.690	178.5	8.957	7.371	6.448	10.431	9.858	9.591	2.72	35.3	LEHPM3547
LHS1603	057.647862	-42.565598	0.674	017.4	19.217	16.676	13.435	6.940	6.478	6.355	0.43	13.6	NLTT12020
LHS1604	057.750195	-00.879244	0.525	175.6	19.217	16.676	13.435	11.302	10.609	10.232	5.37	14.4	NLTT12000
LHS1606	057.950611	-45.944397	0.528	114.4	14.704	12.710	11.805	11.789	11.206	11.046	0.92	115.2	
LHS1609B	058.114074	-31.849735	0.606	157.5	20.638	18.256	15.891	14.511	13.982	13.666	3.75	142.8	LEHPM148, LEHPM133
LHS1609A	058.117260	-31.839024	0.577	157.5	18.908	16.724	14.073	13.677	13.154	12.926	3.05	153.5	LEHPM148, LEHPM133
APM0352-4127A	0.514	076.5	NLTT12088
APM0352-4127B	0.524	076.8	
LSRJ03536-5006	0.523	029.2	
LHS1612	058.404434	-26.552530	0.687	104.0	16.330	14.285	12.676	11.655	11.184	10.926	2.63	71.5	LEHPM75, NLTT12124
LHS1615	059.809998	-78.624687	0.515	052.1	7.917	14.494	14.030	10.863	10.362	10.004	3.63	16.4	
LHS1620	060.455840	-57.206802	0.532	043.5	16.929	14.625	12.214	6.977	6.650	6.556	0.51	16.9	
WT00133	060.557995	-43.424007	0.593	174.1	16.929	14.625	12.214	11.290	10.715	10.452	3.34	40.5	LEHPM3604

Table B.1 (cont'd)

Name	RA (J2000)	DEC	μ (")	θ ($^\circ$)	B_J	R_{59F}	I_{IVN}	J	H	K_s	$R_{59F} - J$	Est Dist (pc)	Other Names ^a & Notes
APM0403-5329	060.77462	-53.492249	0.560	167.0	21.185	18.899	16.367	14.915	14.369	13.991	3.98	151.0	LEHPM3610
LHS1622	060.876651	-37.892616	0.695	050.9	16.008	13.858	11.989	10.425	9.865	9.576	3.43	25.0	LEHPM3613
LHS1624	061.049355	-13.696100	0.505	068.6	15.157	13.112	11.296	10.701	10.082	9.842	2.41	46.4	
SIP0405-3138	061.373008	-31.645647	0.846	261.2	..	16.297	13.978	12.924	12.282	11.989	3.37	82.4	
SCR0406-6735	061.527958	-67.591171	0.608	150.2	17.292	14.984	13.994	13.531	13.056	12.804	1.45	239.4	
LHS1628	061.645164	-20.852886	0.755	177.4	10.258	8.735	7.454	7.439	6.854	6.702	1.30	14.9	NLTT12573
LEHPM1-3656	062.143972	-51.181808	0.708	141.3	17.686	15.551	13.710	12.711	12.212	11.970	2.78	104.9	
APM0411-4418	062.863076	-44.302704	0.695	067.5	15.040	12.652	11.027	10.547	10.107	9.834	2.11	50.5	LEHPM3673
SCR0411-8654	062.909885	-86.902657	0.557	046.5	17.826	15.788	13.387	12.060	11.534	11.257	3.73	51.3	
LHS1640	063.177394	-22.840290	0.540	214.8	12.326	14.437	10.570	11.691	11.103	10.832	2.75	47.7	
LHS1641	063.179546	-22.844185	0.543	214.0	14.437	12.468	10.570	9.568	8.956	8.706	2.90	22.5	LEHPM194
LHS1639	063.197848	-53.867863	0.828	042.7	14.647	12.576	10.454	9.507	8.923	8.682	3.07	20.7	LEHPM3683
APM0413-3729	063.347414	-37.482239	0.845	113.1	16.129	13.866	12.198	11.160	10.669	10.390	2.71	51.3	LEHPM32, LEHPM26
LHS1645	063.677333	-01.163325	0.554	156.5	15.438	13.734	12.191	11.146	10.669	10.415	2.59	61.2	NLTT12837
LHS1646	063.741858	-05.630302	0.650	072.2	10.660	9.354	8.878	9.332	8.888	8.793	0.02	..	NLTT12845
LHS1649	063.941855	-01.451807	0.618	098.9	16.538	14.736	13.779	12.794	12.283	12.076	1.94	158.6	NLTT12876
LHS1650	063.987074	-53.309818	0.859	061.5	..	10.463	9.179	5.624	5.098	4.923	LEHPM157
LHS1651	064.287646	-26.047001	0.712	061.1	12.440	14.250	11.253	8.793	8.179	8.027	1.67	25.8	
LEHPM1-3719	064.394141	-48.577553	0.650	022.9	16.744	19.368	16.771	15.428	14.618	14.236	3.94	18.9	
SIP0417-3211	064.495426	-32.197147	0.855	283.7	..	19.368	16.771	15.428	14.618	14.236	3.94	168.6	
LHS1654	064.519635	-49.025013	0.484	005.4	13.811	11.683	9.703	9.300	8.698	8.473	2.38	24.9	LEHPM3724
LEHPM1-3726	064.597300	-50.073162	0.738	157.5	18.158	16.769	16.137	16.042	15.852	15.782	0.73	882.6	
LHS1656	064.712647	-57.233608	0.819	023.7	14.072	12.019	10.028	9.519	8.944	8.684	2.50	26.2	LEHPM3730
LP302-075	064.856258	-47.942165	0.507	049.6	14.229	12.147	10.510	10.066	9.524	9.289	2.08	41.0	
LHS1658	064.956140	-22.788883	0.659	163.6	18.342	15.839	14.642	13.850	13.281	13.069	1.99	222.2	NLTT13039
SCR0420-7005	065.052060	-70.099846	0.670	021.2	18.181	15.677	12.576	11.192	10.586	10.251	4.48	22.5	
LHS1660	065.273178	-48.651951	0.538	177.1	14.606	13.431	11.754	10.720	10.148	9.852	2.71	47.9	
LHS1662	065.465943	-67.659546	0.622	061.6	13.556	11.258	9.604	9.295	8.696	8.449	1.96	27.5	NLTT13187
LHS1665	065.552081	-57.433666	0.531	207.6	12.529	9.750	8.467	8.082	7.495	7.210	1.67	15.8	LEHPM3749
SIP0422-2802	065.630534	-28.041910	0.914	281.5	..	18.471	16.250	14.755	14.091	13.775	3.72	147.8	
APM0424-4551	065.990298	-45.845058	0.538	191.5	17.315	16.433	16.008	15.569	15.139	14.891	0.86	532.8	LEHPM3759
SCR0424-7243	066.139662	-72.718216	0.512	031.2	16.432	15.029	12.672	11.214	10.674	10.402	3.82	38.0	
LEHPM1-3763	066.157448	-59.655479	0.925	012.4	16.102	14.105	12.149	11.191	10.691	10.500	2.91	53.4	
LHS1668	066.234151	-40.046364	0.641	187.6	15.025	12.619	10.379	9.530	8.985	8.665	3.09	19.3	LEHPM104, NLTT13248
LHS1669	066.347465	-16.298618	0.538	111.6	19.234	17.152	15.233	13.863	13.395	13.110	3.29	143.9	NLTT13236
LEHPM2-0229	066.744480	-36.212067	0.503	100.9	17.143	15.221	12.675	11.393	10.863	10.542	3.83	36.4	

Table B.1 (cont'd)

Name	RA (J2000)	DEC	μ (")	θ ($^{\circ}$)	B_J	R_{59F}	I_{IVN}	J	H	K_s	$R_{59F} - J$	Est Dist (pc)	Other Names ^a & Notes
LHS1672	067.148814	-25.169138	0.521	187.3	12.689	9.717	8.283	8.362	7.749	7.486	1.35	18.3	NLTT13366
LHS1673	067.563069	-48.590187	0.507	147.4	12.974	15.010	12.389	12.188	11.589	11.453	2.82	89.8	
LHS1675	067.780383	-05.340370	0.542	198.3	14.680	12.570	10.598	9.752	9.216	8.956	4.12	26.2	NLTT13429
LHS1676	067.933134	-21.845383	0.835	146.1	17.314	15.144	12.424	11.021	10.550	10.280	4.82	28.1	LEHPM38, NLTT13458
LHS1678	068.177546	-39.786469	0.998	166.1	13.443	10.897	9.688	9.020	8.501	8.264	1.88	25.4	LEHPM17, NLTT13515
SCR0433-7740	068.360199	-77.669479	0.514	049.6	17.921	15.857	14.759	14.046	13.490	13.361	1.81	291.4	
LEHPM2-0225	068.871281	-34.368385	0.522	203.3	14.542	12.450	10.525	9.700	9.155	8.883	2.75	26.1	
LSR104356-6105	068.905776	-61.094543	0.502	059.4	17.989	16.736	16.197	15.702	15.212	15.099	1.03	598.7	
LHS1685	069.103586	-06.197075	0.545	146.7	14.469	14.469	12.347	11.189	10.685	10.420	3.28	42.2	
LHS1687	069.234115	-29.057764	0.559	073.2	14.531	12.243	10.248	9.627	9.081	8.802	2.62	25.7	LEHPM165, NLTT13643
LHS1694	070.173356	-12.725601	0.711	112.0	15.736	13.539	10.937	10.587	10.046	9.766	2.95	36.6	NLTT13739
LHS1700	071.281590	-11.861275	0.650	082.7	14.248	12.181	11.024	9.984	9.427	9.214	2.20	37.4	NLTT13890
LHS1701	071.410824	-50.074192	0.566	232.9	8.284	5.965	5.868	6.059	5.642	5.525	-0.09	..	NLTT13937
LEHPM1-3833	071.430700	-53.359600	0.592	035.3	21.158	18.728	15.104	12.853	12.248	11.851	5.88	26.4	
2MA0446-1116	071.715645	-11.270902	0.542	264.7	..	11.223	9.355	8.144	7.562	7.294	3.08	10.2	?????
LEHPM1-3841	072.176862	-54.417397	0.595	178.6	16.665	14.474	12.178	11.378	10.849	10.575	3.10	49.1	
LHS1704	072.455878	-39.904564	0.516	034.4	11.897	14.110	10.757	10.223	9.593	9.414	3.89	26.9	NLTT14044
LHS1707	072.770095	-31.564344	0.901	043.3	14.936	12.492	10.641	10.086	9.632	9.404	2.41	36.9	LEHPM423, NLTT14076
APM0452-5819	073.028168	-58.314438	0.701	192.6	19.385	17.193	13.980	11.691	11.089	10.705	5.50	18.1	LEHPM3847
SIPS0452-7322	073.028168	-73.365860	0.582	054.2	16.319	17.879	13.621	11.976	11.442	11.124	5.90	58.7	
LEHPM2-59	073.041454	-22.752342	0.746	175.1	21.716	18.706	16.843	15.517	15.249	14.760	3.19	280.5	
LHS1712	073.458165	-17.773216	0.770	147.6	12.215	9.797	8.413	7.413	6.860	6.598	2.38	9.7	NLTT14144
LHS1717	074.101702	-28.075302	0.608	156.9	14.572	13.105	12.246	11.818	11.336	11.190	1.29	112.1	LEHPM124, NLTT14227
LHS1720	074.528967	-26.959393	0.518	228.5	17.696	15.397	14.319	13.427	12.972	12.766	1.97	206.4	NLTT14286
LHS1723	075.489454	-06.946090	0.769	225.7	13.003	10.573	8.483	7.617	7.065	6.736	2.96	8.3	NLTT14393
LHS1724	075.571114	-56.080605	0.622	353.9	8.969	10.545	8.952	5.821	5.451	5.385	4.72	2.1	NLTT14437
LHS1725	075.583950	-19.534456	0.705	126.3	12.127	10.169	9.470	9.611	9.037	8.888	0.56	46.5	NLTT14407
LHS1726	075.586995	-19.533648	0.659	128.6	11.646	11.143	10.939	NLTT14408
LHS1727	075.594092	-56.098446	0.740	353.8	10.545	8.649	8.952	7.860	7.315	7.058	0.79	10.3	LEHPM131, NLTT14426
LHS1729	075.684147	-31.477175	0.610	163.3	15.579	13.271	10.828	10.183	9.725	9.428	3.09	29.4	LEHPM60, NLTT14428
LHS1730	075.711430	-32.243195	0.737	169.8	18.612	16.374	14.116	12.793	12.283	12.055	3.58	76.4	NLTT14433
LHS1731	075.833731	-17.373486	0.507	206.6	13.055	10.788	8.981	7.819	7.242	6.936	2.97	9.0	LEHPM99, NLTT14498
LHS1734	076.468497	-17.378914	0.682	013.9	16.459	15.500	14.916	14.739	14.408	14.397	0.77	462.5	
LEHPM2-177	076.514875	-38.278423	0.552	145.8	20.058	17.600	16.189	15.138	14.771	14.791	2.46	446.8	
LHS1735	076.630531	-29.454008	0.561	045.0	14.341	12.124	10.295	9.869	9.383	9.133	2.25	35.5	LEHPM168, NLTT14516
LHS1737	077.078670	-14.839671	0.543	154.1	17.667	16.772	16.402	16.205	16.113	16.192	0.57	1054.0	NLTT14553

Table B.1 (cont'd)

Name	RA (J2000)	DEC	μ (")	θ ($^\circ$)	B_J	R_{59F}	I_{IVN}	J	H	K_s	$R_{59F} - J$	Est Dist (pc)	Other Names ^a & Notes
LHS1739	077.151718	-15.386994	0.625	020.7	18.409	17.384	16.830	16.466	16.061	15.656	0.92	794.2	NLTT14558
LHS1744	077.976076	-09.112948	0.567	186.3	8.508	7.141	6.352	6.618	6.245	6.133	0.52	13.0	NLTT14666
LHS1747	078.783524	-07.346842	0.515	148.0	12.241	9.844	8.911	8.355	7.818	7.518	1.49	20.4	NLTT24472
LHS1749A	079.001686	-72.237091	0.840	356.3	13.639	12.030	10.406	8.209	7.623	7.362	3.82	8.6	NLTT14872
LHS1749B			0.798	355.8									
LEHPM2-183	079.406934	-33.817444	0.546	125.6	20.885	18.357	15.097	12.004	11.317	10.832	6.35	12.4	LEHPM164
LHS1751	079.472838	-53.681263	0.542	149.8	13.829	12.232	11.322	10.972	10.443	10.278	1.26	76.1	NLTT14867
LHS1754	079.802516	-03.073795	0.738	080.2	8.498	6.840	6.226	5.733	5.225	5.046	1.11	6.1	NLTT14868
LHS1755	079.802516	-03.073795	0.738	080.2	8.498	6.840	6.226	5.733	5.225	5.046	1.11	6.1	NLTT14868
LHS1756	079.886863	-05.805697	0.522	114.1	14.316	12.267	10.497	9.767	9.193	8.948	2.50	29.9	NLTT14883
SIP50523-5608	080.765051	-56.143810	0.683	341.8	18.838	18.838	15.580	13.554	12.948	12.602	5.28	49.1	
APM0524-5607	080.877749	-56.116825	0.782	005.8	19.412	17.008	13.960	12.337	11.715	11.370	4.67	34.1	
APM0526-5501	081.617661	-55.015942	0.507	021.5	14.239	12.149	10.206	9.650	9.064	8.798	2.50	27.7	LEHPM221
LSR10527+0019	081.958181	-00.320833	0.530	095.9	18.107	17.317	16.443	16.443	16.240	15.847	0.87	5.5	NLTT15135
LHS1763	082.108892	-03.499337	0.857	202.5	8.371	6.706	6.190	5.615	5.111	4.880	1.09	5.5	NLTT15171
LHS1766	082.466872	-03.441543	0.543	211.6	12.708	10.532	9.230	8.276	7.687	7.437	2.26	15.7	NLTT15171
LHS1767	082.767918	-30.195637	0.594	143.4	14.149	11.857	9.987	9.046	8.489	8.190	2.81	17.5	LEHPM132, NLTT15225
LHS1768	083.375530	-09.129175	0.515	068.7	10.559	12.033	9.569	9.370	8.766	8.583	2.66	24.8	NLTT15288
LEHPM2-214	083.448671	-32.579037	0.512	164.3	11.765	11.633	11.243	11.633	11.361	11.292	0.13	...	
LHS1769	083.702481	-23.468863	0.525	141.3	9.029	7.346	6.586	7.086	6.628	6.482	0.26	15.5	NLTT15318
WT00178	084.156441	-61.912300	0.507	011.7	15.599	13.608	11.090	10.141	9.534	9.227	3.47	22.9	
LHS1771	084.541000	-46.105667	0.508	197.0	7.553	6.255	5.485	6.661	6.128	6.205	-0.41	13.6	NLTT15425
LHS1770			0.513	192.2	7.553	6.255	5.485	6.086	5.783	5.698	0.17	10.6	NLTT15426
LHS1777	085.552991	-05.465753	0.973	351.0	16.579	15.161	11.552	10.206	9.694	9.371	4.95	16.2	NLTT15499
APM0544-4108	085.943935	-41.135540	0.605	164.5	14.877	12.551	10.319	9.739	9.155	8.870	2.81	24.3	LEHPM135
LHS1781	086.430101	-22.334312	0.633	205.3	16.118	12.551	11.730	11.126	10.641	10.368	...	54.7	NLTT15599
LHS1785	086.787800	-05.202969	0.764	135.6	15.784	13.829	11.096	10.039	9.514	9.177	3.79	20.2	NLTT15619
LHS1787	086.918806	-36.328487	0.754	098.8	11.328	9.063	7.836	7.409	6.808	6.615	1.65	13.1	LEHPM71, NLTT15652
LHS1792	087.830354	-20.878889	0.685	160.6	11.328	9.063	7.836	7.409	6.808	6.615	1.65	13.1	NLTT15722
LHS1793	088.121489	-55.111790	0.670	206.5	14.026	11.810	10.224	2.046	1.570	1.405	2.59	20.9	LEHPM93
LHS1796	088.525270	-63.089748	0.556	014.7	6.881	5.780	4.352	2.954	2.419	2.304	NLTT15831
LHS1797	088.545081	-50.362598	0.573	007.9	20.616	15.455	14.851	5.193	4.666	4.432	0.59	4.9	NLTT15831
LSR10557+0036	089.255174	-00.607855	0.545	090.3	6.881	5.780	4.352	2.954	2.419	2.304	NLTT15831
2MA0559-1404	089.255174	-14.080244	0.661	121.6	19.279	13.802	13.615	13.615	13.059	12.895	1.84	135.7	
LSR105597-4519	089.933565	-45.319588	0.819	033.2	19.141	16.987	15.443	14.148	13.610	13.410	2.84	195.6	
LHS1804	090.080839	-31.030397	0.560	314.4	8.732	6.623	6.146	5.659	5.070	4.902	0.96	5.8	NLTT15931, GJ225.2

Table B.1 (cont'd)

Name	RA (J2000)	DEC	μ (")	θ ($^{\circ}$)	B_J	R_{59F}	I_{IVN}	J	H	K_s	$R_{59F} - J$	Est Dist (pc)	Other Names ^a & Notes
GJ0225.2B
GJ0225.2C
LHS1807	090.594243	-20.329096	0.574	353.7	14.474	12.276	10.224	9.215	8.667	8.374	3.06	17.5	LEHPM152, NLTT15972
LHS1810	090.725944	-09.250856	0.597	167.7	13.197	15.746	12.591	10.981	10.404	10.033	4.77	20.0	NLTT15981
LHS1815	091.084833	-55.313004	0.775	063.3	13.274	11.058	9.606	8.801	8.209	7.993	2.26	20.3	LEHPM45, NLTT16056
LHS1816	091.150780	-11.423333	0.590	133.6	18.174	16.372	14.570	12.975	12.524	12.284	3.40	...	NLTT16026
LHS1818	091.514665	-59.543148	0.778	197.1	9.054	7.677	7.146	6.816	6.373	6.264	0.86	10.6	NLTT16099
LHS1821	091.724889	-19.443731	0.638	165.7	18.245	16.179	15.101	14.088	13.600	13.336	2.09	262.3	LEHPM103, NLTT16085
LHS1823	092.068450	-32.279518	0.734	092.0	14.262	12.063	10.120	9.014	8.497	8.200	3.05	16.2	LEHPM62
APM0608-4436	092.092018	-44.596130	0.536	146.5	15.499	13.388	11.296	10.425	9.985	9.691	2.96	35.6	LEHPM172
LHS1825	092.353573	-08.962078	0.653	091.6	12.721	10.395	9.360	9.266	8.649	8.521	1.13	32.7	NLTT16132
LHS1827	092.644256	-21.864487	0.690	192.7	8.937	7.373	4.724	5.104	4.393	4.166	2.27	3.5	GJ0229A, NLTT16172
GJ0229B	092.649061	-21.847990	0.737	190.2	18.502	16.223	13.123	13.500	13.200	13.400	4.70	25.4	...
LEHPM2-0033	092.687647	-33.772949	0.858	051.3	13.197	10.949	9.050	11.519	10.945	10.656	2.78	11.9	...
LHS1831	092.720353	-43.404972	0.737	012.1	13.165	9.804	9.509	8.173	7.582	7.312	1.55	14.7	...
LHS1832	092.749364	-65.205559	0.764	167.1	17.780	15.508	13.236	12.181	11.757	11.462	3.33	66.9	NLTT16247
LHS1834	093.870926	-31.155928	0.700	131.6	13.577	11.330	9.174	9.122	8.537	8.238	2.21	22.9	LEHPM70, NLTT16313
LHS1836	094.836609	-06.655973	0.636	184.5	14.751	12.551	10.864	10.247	9.668	9.453	2.30	22.9	NLTT16376
LHS1837	094.961064	-59.873550	0.589	161.5	14.751	12.551	10.864	10.247	9.668	9.453	2.30	39.7	NLTT16422
LHS1839	095.364732	-16.472860	0.500	154.6	12.750	11.566	10.667	11.297	10.910	10.787	0.27	104.0	NLTT16423
LHS1840	095.474373	-22.733383	0.671	292.6	11.416	8.327	8.344	7.832	7.164	6.964	0.49	15.7	NLTT16436
LHS1841	095.660541	-12.884561	0.903	139.2	13.254	11.735	11.054	11.000	10.506	10.392	0.73	86.2	NLTT16444
LHS1842	095.661381	-24.520063	0.539	224.3	17.660	15.580	12.987	12.051	11.529	11.252	3.53	57.8	NLTT16451
LHS1843	095.786630	-32.536453	0.799	125.2	17.354	15.175	13.339	12.363	11.876	11.659	2.81	91.1	NLTT16467
SCR0623-6701	095.787362	-67.022026	0.514	027.9	...	16.148	13.640	12.576	12.089	11.809	3.57	76.3	...
LHS1844	096.031338	-25.201452	0.700	348.0	9.699	9.130	8.921	NLTT16485
LHS1845	096.101502	-42.847565	0.772	353.3	5.518	5.155	5.064	NLTT16504
LHS1847	096.327904	-26.821827	0.544	186.5	13.982	11.770	10.098	9.573	9.026	8.794	2.20	30.7	...
LHS1849	097.374777	-02.813887	0.997	134.8	11.457	8.578	7.191	6.376	5.754	5.486	2.20	5.7	NLTT16580
LHS1850	097.347477	-02.813887	0.997	134.8	11.457	8.578	7.191	6.376	5.754	5.486	2.20	5.7	...
LEHPM2-202	097.879314	-88.193489	0.525	349.9	16.964	14.669	11.463	10.042	9.459	9.069	4.63	12.8	...
LHS1852	098.091216	-69.962379	0.691	023.5	14.024	11.751	9.970	9.226	8.609	8.378	2.53	21.5	NLTT16714
LHS1855	098.458282	-58.528500	0.898	333.0	12.536	10.097	8.836	7.898	7.312	7.030	2.20	12.6	NLTT16719
LEHPM2-190	098.653621	-54.053524	0.540	176.6	17.176	14.886	12.294	11.068	10.445	10.131	3.82	27.6	...
LHS1859	099.497439	-09.409180	0.626	137.9	16.541	14.689	13.789	13.107	12.570	12.395	1.58	190.2	NLTT16779
SCR0640-0552	100.058239	-05.872948	0.592	170.5	11.226	8.792	7.593	6.835	6.207	5.962	1.96	8.5	...

Table B.1 (cont'd)

Name	RA (J2000)	DEC	μ ($''$)	θ ($^\circ$)	B_J	R_{59F}	I_{IVN}	J	H	K_s	$R_{59F} - J$	Est. Dist (pc)	Other Names ^a & Notes
SIP50641-4322	100.326679	-43.375813	0.689	019.2	...	19.986	17.170	13.751	12.941	12.451	6.23	25.1	
SCR0642-6707	100.612660	-67.122055	0.811	120.4	17.004	14.692	11.605	10.615	10.151	9.807	4.08	24.1	
LSR106491-7603	102.277714	-76.063927	0.512	056.8	19.047	17.073	16.013	14.879	14.434	14.331	2.19	416.2	
LHS1872	102.630276	-09.645588	0.500	198.0	10.702	10.557	8.781	9.150	8.628	8.362	1.41	29.5	NLTT17074
LHS1873	102.747831	-09.180724	0.604	186.5	14.107	11.918	9.744	9.400	8.825	8.555	2.52	24.3	NLTT17082
LHS1875	103.075261	-05.173704	0.541	270.0	5.013	4.294	4.107	NLTT17107
LHS1876	103.075199	-05.190049	0.541	270.0	6.579	5.976	5.723	
LHS1877	103.331252	-53.119423	0.500	355.1	10.990	13.315	9.668	9.195	8.554	8.318	4.12	15.7	
LHS1878	103.391330	-28.539694	0.517	148.2	4.798	4.565	4.334	NLTT17144
Ruiz207-98	103.578217	-49.948681	0.712	167.7	11.224	10.686	10.387	LEHPM66
LHS1881	103.971694	-56.942421	0.594	358.5	7.487	6.483	5.885	6.231	5.959	5.853	0.25	...	NLTT17218
SCR0658-0655	104.558759	-06.926383	0.574	130.6	16.730	14.677	12.930	12.329	11.762	11.534	2.35	104.9	
LHS1886	104.660471	-00.480285	0.703	150.6	7.867	7.602	7.530	NLTT17234
LHS1887	104.832303	-10.268133	0.729	181.9	15.413	13.191	10.944	10.352	9.847	9.559	2.84	34.4	
SCR0701-0655	105.324121	-06.930209	0.582	183.8	17.683	15.751	14.575	13.734	13.186	12.906	2.02	234.3	
LHS1892	105.478535	-06.462581	0.870	181.6	15.571	15.075	14.538	14.538	14.218	14.355	0.54	...	
W100207	105.652276	-40.107815	0.646	102.7	16.071	13.883	11.378	10.736	10.256	9.961	3.15	37.4	
SCR0702-6102	105.709440	-61.046738	0.786	041.4	17.503	15.105	11.726	10.359	9.854	9.522	4.75	15.9	
LHS1895	106.073795	-10.508541	0.806	188.5	7.313	6.690	6.427	NLTT17377
LHS1896	106.620688	-57.458138	0.691	351.0	9.727	8.939	8.279	8.499	8.219	8.089	0.44	...	NLTT17450
LHS1898	107.354567	-32.085503	0.551	338.2	15.970	15.708	15.479	15.485	15.433	15.383	0.22	...	NLTT17486
LHS1900	107.706803	-14.433195	0.560	306.4	10.662	8.348	7.363	7.483	6.762	6.629	0.86	...	NLTT17518
LSR107110-3824	107.753994	-38.412800	0.893	144.7	11.086	10.545	10.226	4.55	22.1	
LHS1904	107.832221	-67.122757	0.662	172.0	8.281	7.636	7.406	1.52	19.5	
LHS1902	107.881955	-49.424206	0.790	000.0	7.778	7.284	6.305	6.222	5.836	5.768	1.06	9.3	NLTT17548
LHS1906	108.225213	-52.334877	0.956	342.1	13.645	11.464	9.680	8.882	8.324	8.063	2.58	18.7	
LHS1908	108.279656	-63.344952	0.648	335.6	10.027	8.064	7.217	6.748	6.150	5.990	1.32	10.4	NLTT17620
LHS1909	108.954093	-83.005165	0.822	351.8	8.424	7.766	7.548	2.08	17.4	
LHS1910	108.961918	-13.049545	0.529	289.8	7.475	10.506	8.918	6.593	6.271	6.203	NLTT17617
SCR0717-0500	109.321084	-03.017538	0.580	133.6	13.863	11.338	8.826	8.873	8.349	8.045	2.47	15.9	
LHS1911	109.373042	-46.979274	0.586	357.9	4.970	4.469	4.323	
GJ269B	109.373042	-46.979274	0.578	358.1	
LHS1913	110.300951	-15.358202	0.500	144.2	9.864	8.070	7.467	8.374	8.000	7.916	-0.30	...	NLTT17738
LHS1916	110.985308	-39.327396	0.869	147.7	14.136	12.264	11.479	11.017	10.484	10.288	1.25	76.2	
SCR0723-8015	110.998624	-80.254974	0.828	330.4	18.677	16.437	13.266	11.301	10.818	10.440	5.14	19.3	LEHPM39
LSR107253-3742	111.339889	-37.716415	0.587	158.9	12.350	11.289	9.701	9.059	8.417	8.215	2.23	23.7	

Table B.1 (cont'd)

Name	RA (J2000)	DEC	μ ($''$)	θ ($^\circ$)	B_J	R_{59F}	I_{IVN}	J	H	K_s	$R_{59F} - J$	Est. Dist (pc)	Other Names ^a & Notes
SCR0725-8530	111.342384	-85.516167	0.612	192.5	15.401	13.390	11.473	10.535	10.016	9.702	2.86	36.8	
LHS1918	112.054556	-18.793324	0.588	003.9	14.336	11.713	9.662	9.049	8.454	8.167	2.66	17.5	NLTT17911
WT00214	112.167127	-61.344826	0.629	316.3	17.357	15.327	12.828	11.611	11.106	10.860	3.72	44.2	
LHS1920	112.189209	-03.297896	0.882	150.2	12.055	9.665	8.841	7.544	6.976	6.704	2.12	11.2	NLTT17919
SCR0730-5707	112.546212	-57.128468	0.505	082.7	15.078	13.027	11.232	10.230	9.727	9.467	2.80	33.8	
SCR0730-7527	112.566497	-75.458031	0.569	000.5	14.472	12.462	11.439	11.524	11.033	10.845	0.94	99.5	
LHS1922	112.663844	-44.400253	0.501	340.1	11.156	9.203	7.749	7.520	6.872	6.679	1.68	13.7	NLTT18021
LHS1924	113.032649	-36.122719	0.528	206.9	13.165	11.619	9.157	9.095	8.565	8.326	2.52	23.9	NLTT18059
LHS1926	113.295853	-42.824863	0.750	132.4	10.432	9.928	9.661	
LHS1927	113.407453	-42.899357	0.693	0.5.0	13.934	13.729	14.142	14.444	14.437	14.410	-0.72	...	
LHS1929	113.577535	-45.278713	0.533	327.6	10.650	10.583	9.421	9.360	9.050	8.972	1.22	40.3	NLTT18129
LHS1930	113.720552	-10.385988	0.640	139.5	11.619	10.210	9.556	9.791	9.466	9.340	0.42	...	NLTT18121
LHS1932	114.050101	-51.922585	0.590	042.6	13.246	11.047	9.273	8.554	8.036	7.755	2.49	17.0	
LHS1935	114.670390	-21.224340	0.681	138.1	12.081	9.847	8.264	7.848	7.334	7.063	2.00	14.8	NLTT18223
LSR107401-4257	115.049296	-42.961296	0.703	321.6	14.515	12.367	9.993	8.681	8.092	7.768	3.69	10.0	
LHS1939	115.737931	-45.172989	0.567	187.7	11.507	11.319	9.293	3.681	3.159	3.116	NLTT18354
LHS1951	117.977740	-00.003266	0.801	157.9	11.507	11.319	9.293	8.496	7.939	7.661	2.82	14.4	NLTT18545
LHS1952	0.766	160.6	13.194	10.753	8.717	8.312	7.686	7.354	2.44	...	NLTT186336
LHS1955A	118.728255	-29.348867	0.633	146.0	
LHS1957	119.224793	-45.637375	0.650	342.7	13.082	10.863	8.872	8.762	8.226	8.000	2.10	21.6	
WT00233	119.055898	-67.089050	0.792	325.2	13.374	12.870	12.627	
LSR107571-4021	119.282777	-40.359303	0.551	285.0	16.288	14.217	12.673	11.412	10.919	10.655	2.81	57.1	
LHS1959	119.445540	-60.303108	0.528	077.8	4.792	4.360	4.242	NLTT18763
LHS1960	119.478582	-60.299561	0.528	077.8	6.908	6.275	6.060	
SCR0758-2235	119.721503	-22.597921	0.515	154.7	15.098	12.698	10.727	10.706	10.187	9.975	1.99	52.1	
LHS1968	120.008772	-40.039234	0.849	139.9	10.452	8.188	6.184	7.045	6.459	6.266	1.14	10.2	
SCR0802-2002	120.657764	-20.040413	0.670	139.9	15.813	13.288	10.608	10.429	9.802	9.575	2.86	32.3	
LHS1978	121.107773	-83.233032	0.609	313.2	13.350	11.319	9.879	8.970	8.354	8.111	2.35	21.1	LEHPM137, LEHPM126
LHS1979	121.403805	-09.543806	0.764	140.5	15.584	13.283	11.132	10.313	9.701	9.443	2.97	29.5	NLTT18930
SCR0805-5912	121.442370	-59.214001	0.637	155.0	15.760	13.758	11.332	10.070	9.515	9.215	3.69	20.4	
LHS1982	121.752074	-29.402851	0.511	136.5	12.891	10.607	8.870	7.992	7.441	7.135	NLTT18971
LHS1985	122.491983	-52.968174	0.848	323.3	12.794	9.568	8.074	7.601	6.964	6.705	2.62	11.7	NLTT19080
LHS1989	123.170338	-21.551579	0.707	177.5	16.620	14.619	11.819	11.484	10.985	10.735	1.97	10.4	NLTT19136
SCR0813-2926	123.281550	-29.435230	0.521	252.7	
LHS1991	123.285389	-13.916840	0.516	204.6	10.313	8.285	7.102	6.638	6.039	5.815	3.14	56.4	
											1.65	9.3	

Table B.1 (cont'd)

Name	RA (J2000)	DEC	μ ($''$)	θ ($^\circ$)	B_J	R_{59F}	I_{IVN}	J	H	K_s	$R_{59F} - J$	Est. Dist (pc)	Other Names ^a & Notes
LHS1992	123.427652	-76.130150	0.697	335.2	12.965	10.754	8.810	8.158	7.595	7.297	2.60	13.0	
LSR108152-3600	123.816636	-36.016529	0.639	350.5	16.292	13.797	11.291	10.736	10.174	9.881	3.06	34.6	
LHS1995	123.903474	-00.047836	0.612	162.7	15.443	13.674	...	13.933	13.419	13.214	-0.26	...	NLTT19204
SCR0816-7727	124.148577	-77.453255	0.676	325.4	16.414	14.429	13.584	12.617	12.073	11.868	1.81	145.7	
LSR108172-6808	124.354907	-34.464516	0.551	326.9	...	17.324	16.906	
LHS1997	124.547117	-07.161607	0.634	151.9	12.781	10.209	9.117	9.259	8.670	8.476	0.95	29.0	NLTT19282
LHS1999	124.667669	-31.172112	0.511	165.9	16.948	14.909	13.152	12.264	11.768	11.554	2.65	95.7	NLTT19290
LSR108186-3110	125.185333	-03.918215	0.817	164.1	15.741	14.798	14.519	14.916	14.738	14.829	-0.12	...	
SIP0820-0355	125.361281	-67.055588	0.594	146.6	22.212	19.581	17.319	15.884	15.257	15.025	3.70	253.8	
SCR0821-6703	125.699459	-57.445866	0.758	327.6	16.442	15.077	14.610	13.792	13.508	13.339	1.28	267.6	
LHS2004	125.697698	-57.448059	0.613	321.4	...	11.394	8.577	10.256	9.744	9.348	1.14	39.9	
LHS2005	126.789146	-59.537247	0.613	321.4	14.309	11.394	8.577	8.626	8.085	7.802	2.77	10.9	
LHS2009	126.799326	-44.989307	0.758	002.1	15.483	13.596	12.592	11.689	11.139	10.919	1.91	92.7	NLTT19607
LHS2010	126.920367	-30.050013	0.554	326.7	16.080	9.890	7.624	7.748	7.149	6.873	2.14	10.6	
LSR108276-3003	127.142461	-13.155518	0.594	326.7	22.539	18.768	16.104	12.803	11.851	11.297	2.47	41.1	
SSPM0829-1309	127.290504	-29.860811	0.570	158.3	15.995	13.443	11.537	11.039	10.563	10.317	5.96	16.3	
SCR0829-2951	127.352818	-62.056446	0.585	299.2	17.781	15.718	13.419	11.695	11.210	10.923	2.40	54.8	
SCR0829-6203	127.407759	-54.275883	0.516	283.3	10.188	10.799	7.864	8.054	7.639	7.552	4.02	37.9	
NLTT19675	127.419379	-01.746415	0.952	155.6	...	10.799	10.207	10.081	9.585	9.446	1.11	20.5	
LHS2017	127.503255	-50.662830	0.989	325.0	15.331	13.407	11.387	10.704	10.147	9.896	0.72	47.0	NLTT19643
LSR108300-5039	127.847870	-10.498182	0.674	241.1	16.001	13.477	10.901	10.070	9.489	9.136	3.41	44.2	
LHS2024	128.126969	-01.577239	0.500	161.0	19.830	17.071	13.677	12.035	11.477	11.142	5.04	27.5	NLTT19699
LSR108355-3400	128.882195	-34.010258	0.546	194.6	15.306	12.756	10.247	9.903	9.373	9.076	2.85	25.9	NLTT19730
SCR0838-8148	129.585224	-81.812752	0.625	009.4	17.496	15.374	13.553	12.317	11.821	11.572	3.06	77.9	
LHS2036	130.211619	-16.345028	0.610	146.0	12.737	8.475	8.757	8.716	8.400	8.390	-0.24	29.4	NLTT20038
LHS2037	130.246829	-23.456470	0.892	330.5	12.737	10.269	8.440	7.934	7.321	7.028	2.34	12.0	NLTT20047
LHS2040	130.499075	-01.568998	0.720	284.3	14.799	12.609	10.963	10.217	9.649	9.417	2.39	37.7	NLTT20071
SCR0843-2937	130.789307	-29.625126	0.514	145.1	16.128	13.945	11.675	10.529	10.007	9.723	3.42	28.3	
LHS2046	131.093182	-10.403089	0.605	148.8	12.440	12.349	10.242	9.799	9.226	8.935	2.55	29.4	NLTT20158
LSR108446-4805	131.162161	-48.089397	0.748	342.6	14.111	12.174	9.321	9.365	8.810	8.562	2.81	19.7	
CE00040	0.540	249.6	16.410	14.222	11.998	
LSR108458-3051	131.466509	-30.858683	0.518	247.2	16.410	14.222	11.998	10.824	10.304	10.037	3.40	32.9	
LSR108471-3046	131.790410	-30.769987	0.528	173.3	15.403	13.459	11.097	10.386	9.906	9.597	3.07	33.8	
LHS2049	132.078756	-20.319559	0.633	149.9	19.687	17.286	14.405	12.336	11.768	11.441	4.95	30.7	NLTT20296
LSR108496-3138	132.412226	-31.639687	0.506	339.9	16.554	14.575	12.841	11.686	11.160	10.911	2.89	63.3	

Table B.1 (cont'd)

Name	RA (J2000)	DEC	μ ($''$)	θ ($^\circ$)	B_J	R_{59F}	I_{IVN}	J	H	K_s	$R_{59F} - J$	Est. Dist (pc)	Other Names ^a & Notes
LHS2055	132.587556	-05.535861	0.552	200.0	9.864	8.428	8.439	7.783	7.467	7.339	0.65	16.4	NLTT20358
LSR108503-5848	132.588903	-58.801853	0.612	316.9	18.090	17.326	17.090	16.739	16.895	16.833	0.59	1366.4	
SCR0852-6608	133.208208	-66.146339	0.508	333.7	17.808	15.495	12.879	11.336	10.725	10.392	4.16	26.3	
SCR0853-6123	133.262662	-61.396786	0.587	145.7	17.935	15.727	12.959	11.821	11.270	10.912	3.91	40.3	
LHS2065	133.400817	-03.492253	0.576	250.2	20.081	17.268	13.920	11.212	10.469	9.942	6.06	8.7	NLTT20575
LHS2067	133.484629	-24.782387	0.630	078.0	19.261	17.021	13.960	12.386	11.879	11.571	4.64	40.8	
LHS2068			0.630	078.0		17.791	17.119						
LHS2069	133.521850	-13.125028	0.653	147.6	12.750	10.403	8.765	8.048	7.530	7.258	2.35	13.9	NLTT20496
LHS2070	133.521850	-13.125028	0.622	148.2	12.750	10.403	8.765	8.048	7.530	7.258	2.35	13.9	NLTT20497
CE00053	133.769849	-27.813120	0.50	149.0	18.343	16.538	14.932	13.959	13.497	13.326	2.38	234.7	
LHS2072	133.769737	-71.596680	0.539	338.4	15.648	13.363	11.238	10.165	9.592	9.340	3.20	25.2	
CE00054	133.795209	-26.180195	0.53	140.0	20.367	18.042	14.741	12.556	11.894	11.500	5.49	25.6	
LHS2071	133.834695	-23.870865	0.576	268.2	14.920	12.557	10.348	9.107	8.538	8.201	3.45	12.9	NLTT20551
LHS2079	134.700450	-18.696039	0.531	014.5	14.777	12.685	11.127	10.333	9.797	9.576	2.35	42.3	NLTT20682
LHS2080	134.763938	-06.396009	0.533	154.7	12.027	10.996	10.526	10.610	10.244	10.187	0.39	35.0	NLTT20684
LHS2082	134.792022	-04.026641	0.685	149.8	9.635	8.988	8.258	8.561	8.276	8.205	0.43	17.0	NLTT20691
LHS2085	134.882082	-47.436094	0.847	323.6	13.576	11.397	9.763	8.757	8.201	7.932	2.64	27.0	
LHS2098	136.167439	-12.319912	0.697	173.1	16.812	14.451	11.773	10.746	10.204	9.893	3.70	80.2	NLTT20917
LSR109047-3804	136.193729	-38.068615	0.614	138.3	16.876	14.931	13.162	12.027	11.570	11.359	2.90	214.7	
LHS2104	136.205690	-21.268942	0.867	142.0	17.647	15.327	14.289	13.536	12.995	12.772	1.79	150.3	NLTT20929
LHS2109	136.369818	-22.032553	0.611	174.9	16.766	18.270	15.636	14.269	13.873	13.628	4.00	149.2	
LHS2099	136.367867	-22.032221	0.626	172.1	16.766	14.723	12.640	12.640	12.152	11.940	2.08	18.9	
LHS2106	136.761587	-22.147057	0.510	214.4	15.114	12.715	10.176	9.533	8.998	8.645	3.18	30.4	NLTT21006
LHS2108	137.105452	-15.144685	0.572	249.1	7.295	6.065	5.806	6.134	5.790	5.716	-0.07	88.5	NLTT21050
LHS2110	137.279938	-19.912989	0.581	141.4	17.963	15.936	13.527	12.642	12.153	11.919	3.29	200.4	NLTT21087
SCR0912-8311	138.248302	-83.197662	0.812	331.8	17.988	15.736	13.190	11.563	10.981	10.687	4.17	30.4	
LHS2116	138.281148	-31.784889	0.565	291.9	15.457	13.424	11.394	10.219	9.646	9.397	3.20	26.9	
SCR0913-1049	138.475888	-10.825823	0.670	219.9	15.457	15.190	14.077	13.378	12.865	12.667	1.81	200.4	
LHS2119	138.500048	+00.311169	0.645	243.6	14.376	12.160	10.555	9.465	8.932	8.685	2.69	23.4	
SCR0914-4134	138.572767	-41.577320	0.749	312.5	16.327	13.691	10.979	9.983	9.423	9.120	3.71	18.2	
LHS2120	138.808749	-26.127691	0.525	143.0	17.568	15.351	13.703	12.687	12.147	11.964	2.66	108.8	
LHS2122	139.108270	-62.071117	0.923	314.4	13.364	10.833	9.089	8.465	7.834	7.545	2.37	14.8	
LSR109181-4437	139.535897	-44.623459	0.501	306.1	17.502	17.090	16.820	15.590	15.368	14.893	1.50	520.3	
LSR109204-4922	140.108413	-49.376293	0.561	313.6	17.875	16.667	13.682	11.329	10.820	10.532	5.34	22.3	
SIP S0921-2104	140.308774	-21.079056	0.965	162.6	22.259	19.071	16.031	12.779	12.152	11.690	6.29	17.2	
LHS2127	140.429723	-66.451096	0.548	300.5	13.539	10.413	9.851	9.513	8.954	8.717	0.90	33.5	

Table B.1 (cont'd)

Name	RA (J2000)	DEC	μ ($''$)	θ ($^\circ$)	B_J	R_{59F}	I_{IVN}	J	H	K_s	$R_{59F} - J$	Est. Dist (pc)	Other Names ^a & Notes
LHS2128	140.306709	-60.281979	0.873	278.3	10.219	6.982	8.287	6.442	5.793	5.587	0.54	5.8	NLTT21618
LHS2130A	140.585444	-32.148460	0.624	297.2	9.199	7.630	7.056	7.345	6.915	6.841	0.29	...	NLTT21603
LHS2130B	140.587832	-32.149536	0.624	297.2	17.264	14.773	11.709	10.965	10.390	10.051	3.81	28.8	CCDMJ09223-3209B
LHS2132	140.692791	-15.789863	0.511	120.7	14.607	12.409	11.354	10.707	10.175	9.965	1.70	61.7	NLTT21613
LHS2134	141.047324	-37.075535	0.874	152.5	9.089	7.437	6.625	7.749	7.217	7.091	-0.31	20.0	NLTT21709
LHS2137	141.272217	-12.966560	0.810	135.6	12.845	11.132	9.906	10.316	9.745	9.551	0.82	52.4	NLTT21719
LHS2138	141.349225	-07.333466	0.808	131.4	13.377	11.229	10.266	9.836	9.281	9.076	1.39	42.9	NLTT21741
LHS2142	141.481076	-08.175319	0.505	184.5	11.926	10.655	10.009	10.324	9.893	9.799	0.33	...	NLTT21868
SCR0927-4137	141.779943	-41.619999	0.511	120.5	12.395	10.273	9.032	8.446	7.888	7.630	1.88	20.4	NLTT21870
LHS2145	142.222243	-07.370793	0.730	193.7	15.820	13.253	11.406	10.370	9.844	9.537	2.88	29.9	NLTT21870
LHS2146	142.232159	-07.369752	0.719	194.8	15.820	13.253	11.406	10.370	9.844	9.537	2.88	12.0	NLTT21945
LHS2149	142.685730	+00.322620	0.885	230.2	12.311	9.979	8.165	7.697	7.182	6.871	2.28	9.7	NLTT21988
LHS2150	142.746891	-47.384102	0.567	136.3	9.463	7.409	7.752	6.922	6.539	6.386	0.49	12.0	NLTT21988
LHS2151A	142.830708	-13.488693	0.765	087.3	10.615	8.507	6.756	6.361	5.755	5.511	2.15	6.9	NLTT21974
LHS2151B	142.830708	-13.488693	0.506	213.8	15.643	13.584	13.059	6.361	5.755	5.511	7.22	2.6	...
LHS2152	143.204780	-34.931438	0.546	296.6	17.368	15.376	13.131	11.728	11.170	10.924	3.65	45.2	...
CE00078	144.006725	-21.660318	0.915	169.4	11.270	10.494	7.488	7.337	6.740	6.475	3.16	9.8	NLTT22154
LHS2157	144.020273	-06.115487	0.773	241.1	14.878	12.673	10.684	9.854	9.262	9.006	2.82	25.9	NLTT22151
LHS2158	144.085229	-02.833623	0.842	212.5	14.306	12.203	10.515	9.874	9.369	9.134	2.33	35.1	NLTT22158
LHS2162	144.289734	-17.112621	0.503	234.8	14.901	14.848	12.903	11.648	11.133	10.914	3.20	53.1	NLTT22192
SIP80937-0214	144.382057	-02.243393	0.528	127.6	17.514	20.569	16.979	14.410	13.883	13.585	6.16	51.3	...
LSR109376-3852	144.400950	-38.873066	0.580	310.4	17.514	16.861	16.470	16.032	15.595	15.973	0.83	902.5	...
LHS2165	144.683027	-39.387508	0.545	134.0	11.025	8.903	8.652	8.325	7.764	7.533	0.58	18.9	NLTT22276
LHS2166	144.942959	-41.067493	0.620	302.8	11.330	9.073	7.775	6.902	6.321	6.056	2.17	8.5	...
LHS2167	144.957470	-14.971393	0.516	268.2	18.203	16.755	16.755	15.463	14.995	14.470	2.74	304.2	...
LHS2170	145.194476	-00.845919	0.545	266.1	13.913	13.860	11.790	10.933	10.420	10.156	2.93	44.3	NLTT22336
LHS2177	145.574624	-64.479256	0.531	307.3	14.756	12.592	12.037	11.958	11.328	11.176	0.63	111.3	...
SCR0942-6428	145.648893	-19.234606	0.514	244.6	12.689	10.146	8.662	8.298	7.733	7.495	1.85	17.8	NLTT22418
LHS2179	145.744067	-09.979326	0.501	299.3	19.910	17.649	15.131	13.512	12.985	12.732	4.14	80.8	...
W100244	146.098875	-73.977303	0.523	258.5	16.244	14.081	11.488	10.228	9.712	9.375	3.85	20.2	...
LHS2182	146.124443	-45.776417	0.746	217.3	10.284	8.655	7.807	6.632	6.045	5.780	2.02	8.2	NLTT22506
LHS2186	146.538693	-04.428605	0.573	286.9	15.193	12.782	10.378	9.688	9.154	8.832	3.09	21.2	NLTT22546
LHS2189	146.872849	-22.809244	0.634	157.9	16.677	14.572	12.536	11.865	11.373	11.130	2.71	76.6	...
LHS2192	147.054895	-19.149458	0.721	200.5	17.183	15.107	14.020	13.231	12.749	12.603	1.88	203.8	LEHPM67
LHS2193	147.188006	-12.510033	0.650	222.6	16.692	14.407	11.834	11.138	10.659	10.358	3.27	42.0	...

Table B.1 (cont'd)

Name	RA (J2000)	DEC	μ ($''$)	θ ($^\circ$)	B_J	R_{59F}	I_{IVN}	J	H	K_s	$R_{59F} - J$	Est. Dist (pc)	Other Names ^a & Notes
LHS2199	147.757952	-16.831919	0.678	238.9	16.970	14.813	12.886	11.964	11.473	11.240	2.85	74.4	NLTT23767
LHS2201	147.779192	-43.502705	0.664	137.0	8.551	...	6.642	5.451	4.998	4.717	...	3.4	NLTT22790
LHS2208	148.646141	-58.729820	0.614	316.8	9.560	7.398	6.864	7.250	6.741	6.659	0.15	13.7	NLTT22952
LHS2209	148.718778	-13.522217	0.776	212.5	15.538	13.528	11.954	11.246	10.685	10.468	2.28	66.2	NLTT22921
LHS2210	148.755526	-19.500519	0.500	217.4	14.755	12.422	10.783	10.254	9.721	9.499	2.17	42.1	NLTT22932
LSRJ09566-4234	149.154137	-42.574257	0.658	144.5	17.002	14.671	11.822	10.987	10.468	10.210	3.68	33.3	
LHS2213	149.642871	-46.425007	0.685	136.0	12.153	10.733	8.551	7.127	6.519	6.257	2.95	6.8	NLTT23110
LHS2214	149.806739	-33.073078	0.538	304.4	17.110	14.833	12.746	11.908	11.361	11.119	2.93	65.9	
LSRJ09598-5027	149.974742	-50.454910	0.677	280.9	16.766	15.894	16.209	15.461	15.199	14.816	0.43	488.3	
LSRJ10026-7519	150.656911	-75.322960	0.523	314.8	18.870	17.278	14.883	12.604	11.979	11.668	4.67	43.2	
LSRJ10050-4322	151.262976	-43.374489	0.632	291.2	14.762	12.506	10.139	9.852	9.325	9.061	2.65	29.2	
LHS2218	151.463636	-19.404221	0.556	155.6	16.449	14.350	12.710	11.935	11.468	11.192	2.41	87.9	
LHS2219	151.503872	-18.481316	0.527	293.7	18.943	18.025	17.351	16.776	15.515	15.193	1.25	612.1	
LHS2221	151.872495	-85.075806	0.705	305.9	9.827	8.640	8.077	7.032	6.604	6.427	1.61	10.9	NLTT23724
LHS2226	152.536823	-26.282930	0.609	151.2	17.465	14.523	13.517	13.390	12.859	12.645	1.13	210.7	
LHS2228	152.788194	-82.866013	0.561	305.0	11.003	9.746	8.874	8.212	7.553	7.370	1.53	19.1	NLTT23826
WT01759	153.007923	-18.725901	0.519	138.0	15.716	15.141	14.760	14.681	14.515	14.314	0.46	449.3	LEHPM220
LHS2230	153.019428	-02.684582	0.800	168.2	10.901	8.721	7.038	7.021	6.471	6.193	1.70	10.6	NLTT23666
WT01760	153.025488	-28.860373	0.505	144.8	16.486	14.096	13.075	11.526	10.986	10.695	2.57	58.4	
LHS2231	153.034125	-18.617744	0.532	270.3	13.699	8.591	7.416	7.049	6.407	6.194	1.54	11.2	NLTT23681
LHS2233	153.248529	-35.733089	0.507	292.0	13.951	11.765	10.192	9.219	8.575	8.357	2.55	21.1	
LHS2236	153.471408	-06.812574	0.544	259.0	19.947	17.661	15.386	13.756	13.215	12.893	3.90	92.5	NLTT23750
LHS2240	153.761241	-09.666981	0.520	244.6	12.685	10.747	10.278	9.482	8.792	8.717	1.26	32.6	NLTT23807
LHS2242	154.028828	-01.321405	0.557	273.1	14.984	14.558	14.461	14.799	14.605	14.711	-0.24	...	NLTT23856
LHS2244	154.191664	-11.961463	0.725	216.6	12.076	9.706	8.526	7.323	6.711	6.452	2.38	8.9	NLTT23889
LSRJ10185-5254	154.625032	-52.912308	0.514	324.7	15.449	14.280	13.741	13.044	13.294	13.044	257.9	257.9	
SIPs1019-2707	154.851995	-27.121429	0.582	272.3	17.617	19.752	16.753	13.526	12.906	12.471	6.23	26.3	
LHS2251	155.181082	-01.469748	0.674	255.9	9.038	7.483	6.552	7.443	6.908	6.760	0.04	16.4	NLTT24078
LHS2252	155.213123	-13.709306	0.532	162.1	15.423	13.455	12.456	12.130	11.623	11.384	1.32	124.3	NLTT24190
LHS2253	155.602572	-60.177155	0.557	141.2	10.915	8.341	7.273	7.707	7.079	6.848	0.63	13.9	NLTT24189
LHS2254	155.604230	-60.174824	0.557	141.2	7.714	8.201	7.901	
WT00127	156.079534	-34.686543	0.550	151.2	11.190	10.564	10.275	
LHS2256	156.085389	-05.778149	0.515	145.0	17.131	14.997	14.030	13.119	12.560	12.336	1.88	174.0	NLTT24241
LHS2257	156.097780	-02.571713	0.886	273.8	14.136	12.136	9.781	10.859	10.369	10.084	1.28	57.1	NLTT24248
LHS2258	156.261931	-09.087291	0.555	231.8	16.802	14.782	12.455	10.985	10.450	10.180	3.80	30.0	NLTT24286
LHS2259	156.295335	-10.228726	0.698	278.0	11.309	8.968	7.816	6.895	6.264	6.032	2.07	8.5	NLTT24293

Table B.1 (cont'd)

Name	RA (J2000)	DEC	μ (")	θ ($^\circ$)	B_J	R_{59F}	I_{IVN}	J	H	K_s	$R_{59F} - J$	Est. Dist (pc)	Other Names ^a & Notes
LHS2261	156.371000	-49.907177	0.582	282.7	13.288	10.906	9.330	9.199	8.674	8.412	1.71	29.0	
SIPS1025-2730	156.478983	-27.516935	0.502	223.9	22.000	19.838	16.699	14.551	14.048	13.625	5.29	77.8	LEHPM176, NLTT24337
LHS2264	156.531932	-17.978596	0.570	290.8	11.206	9.318	8.483	8.618	7.980	7.839	0.70	27.4	NLTT24352
LHS2265	156.570247	-06.525313	0.637	180.8	9.723	8.310	7.482	12.208	11.732	11.576	-3.90	156.0	
LHS2276	157.713110	-51.318974	0.603	246.0	12.964	10.716	9.492	9.435	8.748	8.597	3.41	34.0	
LHS2280	157.966856	-13.029195	0.541	320.5	17.658	15.248	12.815	11.838	11.306	11.025	3.41	50.7	NLTT24604
LHS2282	158.133488	-10.407926	0.537	240.6	18.290	16.197	14.961	13.859	13.336	13.143	2.34	217.9	NLTT24631
LSR110326-5255	158.169545	-52.918285	0.558	293.3	18.954	16.507	13.492	11.977	11.376	11.008	4.53	30.7	
LHS2286	159.134770	-12.229738	0.722	159.5	16.472	14.109	...	4.898	4.484	4.343	NLTT24834
LSR110382-4933	159.563245	-49.562401	0.682	209.2	16.024	15.132	11.397	10.312	9.722	9.430	3.80	20.7	
LHS2293	159.731625	-20.682575	0.621	333.2	16.024	15.132	14.858	14.633	14.346	14.035	0.50	388.4	LEHPM143
LHS2294	159.806982	-26.027054	0.606	292.4	17.786	15.622	13.548	12.316	11.879	11.621	3.31	72.8	
LSR110395-3820	159.885031	-38.333900	0.760	197.0	16.262	15.289	12.535	10.846	10.301	9.998	4.44	26.8	
LHS2295	159.919212	-06.923777	0.742	261.8	11.510	9.494	7.731	7.664	7.054	6.818	1.83	13.9	NLTT24983
LHS2296	160.078591	-19.379639	0.705	257.7	13.769	11.663	10.385	10.010	9.443	9.265	1.65	45.5	LEHPM87
LHS2297	160.079855	-19.383978	0.693	261.3	13.769	11.663	10.385	11.075	10.513	10.318	0.59	67.8	
CE209	160.416642	-24.075428	0.520	303.7	15.332	13.357	11.782	10.945	10.412	10.249	2.41	58.0	
LHS2298	160.654405	-03.918496	0.503	277.0	14.518	12.309	10.342	9.725	9.166	8.884	2.58	27.4	NLTT25121
LHS2299	160.686876	-21.905472	0.721	235.2	18.314	16.072	14.615	13.523	12.985	12.738	2.55	159.7	LEHPM73, NLTT25134
LHS2300	160.695850	-18.017155	0.608	250.4	19.570	17.442	15.689	14.443	13.890	13.673	3.00	206.7	LEHPM153, NLTT25133
LHS2303	161.121984	-18.635109	0.765	237.7	15.569	13.124	10.841	10.057	9.553	9.291	3.07	26.5	LEHPM58, NLTT25210
LHS2306	161.392293	-35.353867	0.956	291.4	13.242	11.322	9.980	9.448	8.893	8.669	1.87	33.4	
LHS2310	161.911200	-79.462746	0.505	244.6	14.636	12.711	10.692	9.052	8.485	8.139	3.66	12.2	
LHS2311	162.073614	-30.121202	0.597	275.2	14.146	12.245	11.277	10.078	9.479	9.263	2.17	39.0	LEHPM159
SIPS1048-1925	162.078560	-19.425941	0.957	264.4	10.868	...	17.830	14.876	14.276	13.692	2.17	36.8	
LHS2321	163.151297	-02.110785	0.804	205.0	10.868	8.833	8.151	7.759	7.155	7.054	1.07	16.9	NLTT25589
LHS2322	163.248377	-13.747137	0.725	117.6	15.474	13.517	11.723	10.764	10.293	9.735	2.75	38.5	NLTT25611
LHS2323	163.248377	-13.747137	0.752	116.8	15.474	13.517	11.723	10.764	10.293	9.735	2.75	38.5	NLTT25612
LHS2324	163.287748	-14.560202	0.691	263.9	14.923	13.146	12.128	11.309	10.807	10.617	1.84	81.1	NLTT25625
LSR110538-3858	163.287748	-38.983044	0.558	321.5	15.846	13.789	11.815	10.914	10.426	10.126	2.88	44.7	
LEHPM2-227	163.455954	-85.083984	0.502	231.8	...	19.134	15.994	12.695	12.071	11.654	6.44	16.9	LEHPM212
CE00247	163.608526	-34.758224	0.51	240.7	21.180	18.693	15.270	12.941	12.336	11.987	5.75	28.9	
LHS2328	163.893704	-09.357303	0.516	330.2	14.118	11.973	9.588	9.419	8.874	8.609	2.55	24.9	NLTT25736
LHS2329	163.917323	-52.170921	0.649	280.3	13.473	11.312	9.876	9.130	8.516	8.215	2.18	23.1	
SCR1057-5103	164.262492	-51.059757	0.622	277.2	15.962	13.853	12.204	11.155	10.641	10.427	2.70	54.1	
LEHPM2-128	164.336990	-24.184952	0.613	266.0	20.760	18.624	15.673	13.739	13.214	12.859	4.89	64.3	

Table B.1 (cont'd)

Name	RA (J2000)	DEC	μ (")	θ ($^\circ$)	B_J	R_{59F}	I_{IVN}	J	H	K_s	$R_{59F} - J$	Est. Dist (pc)	Other Names ^a & Notes
LHS2333	164.396365	-07.523140	0.820	276.7	14.521	14.057	13.760	13.770	13.680	13.485	0.29	...	NLTT25836
LHS2335	164.646386	-31.143970	0.508	259.2	12.617	10.320	9.292	8.361	7.702	7.470	1.96	17.3	
LSR J10587-3854	164.696317	-38.904110	0.622	284.1	15.651	14.604	12.193	11.011	10.515	10.207	3.59	42.9	
LHS2338	164.794515	-18.478567	0.599	240.2	14.538	12.412	11.003	10.287	9.754	9.509	2.12	44.2	LEHPM155, NLTT25913
LHS2339	164.880577	-24.165241	0.501	291.6	20.169	17.734	14.756	13.013	12.392	12.058	4.72	45.0	LEHPM201
LHS2354	166.976874	-30.174561	0.535	254.2	5.396	5.396	5.114	4.995	NLTT26384
LP791-029	167.001965	-17.011969	0.516	185.7	...	13.104	12.027	11.393	10.815	10.630	1.71	79.9	
LHS2356	167.172133	-08.144175	0.736	260.9	...	12.478	10.656	10.455	9.963	9.719	2.02	50.0	NLTT26419
SIPS1109-1606	167.364398	-16.114309	0.520	233.9	...	13.013	17.856	14.970	14.348	13.892	...	43.1	
LHS2357	167.323838	-19.293346	0.544	264.2	14.671	13.013	12.247	11.650	11.107	10.907	...	97.8	NLTT26449
LHS2358	167.380771	-24.598579	0.906	243.4	11.121	8.807	7.682	6.948	6.358	6.097	1.86	9.6	LEHPM37, NLTT26464
LHS2360	167.502005	-74.604202	0.705	305.3	15.028	13.141	11.157	9.237	8.610	8.353	3.90	12.1	
LHS2361	167.510978	-02.790535	0.639	188.5	12.793	11.955	10.734	10.266	10.110	10.110	1.22	73.5	
LSR J11104-3608	167.621004	-36.140137	0.535	262.4	17.199	15.072	12.717	10.926	10.337	10.003	4.15	22.3	
LHS2370	167.887708	-14.991108	0.920	129.0	10.103	7.619	6.819	6.664	6.068	5.874	0.95	9.6	NLTT26574
LHS2376	168.425121	-25.487648	0.518	277.9	17.373	15.263	13.118	11.402	10.838	10.555	3.86	33.0	LEHPM303
LHS2378	168.814572	-18.126326	0.773	167.7	14.532	12.405	10.388	9.643	9.026	8.763	2.76	24.0	NLTT26762
LHS2379	168.830945	-18.144136	0.685	169.3	9.454	7.318	6.278	7.442	6.798	6.646	-0.12	14.0	NLTT26770
LHS2380	168.836356	-18.143396	0.754	169.3	...	13.090	11.071	10.507	10.058	9.763	2.58	42.5	NLTT26768
LHS2381	168.856259	+00.054422	0.542	166.0	15.268	13.280	11.622	10.649	10.166	9.878	2.63	42.9	
LHS2384	169.061299	-44.057014	0.520	266.6	15.434	13.160	11.067	9.917	9.304	9.050	3.24	21.5	
LHS2386	169.152866	-44.130436	0.520	266.6	15.366	13.160	11.067	9.917	9.304	9.050	3.24	21.5	
LHS2385	169.156936	-27.955194	0.930	210.1	14.808	12.565	10.325	9.364	8.909	8.621	3.20	19.1	
LHS2388	169.307109	-01.981847	0.561	268.5	10.343	8.416	7.517	7.660	7.074	6.963	0.76	17.8	NLTT26878
LHS2392	169.562941	-03.234976	0.612	289.1	15.183	15.034	15.005	15.304	15.246	15.734	-0.27	...	NLTT26933
LHS2393	169.591557	-05.067331	0.806	100.8	7.597	6.726	5.696	5.914	5.575	5.457	0.81	8.3	NLTT26934
LHS2396	170.075520	-22.501135	0.525	303.4	19.059	16.945	14.252	12.306	11.778	11.441	4.64	36.5	NLTT27064
SIPS1121-1653	170.289508	-16.898537	0.614	208.3	18.665	16.479	13.856	12.553	12.073	11.762	3.93	59.5	
LHS2397	170.109780	-14.667146	0.531	228.9	19.714	17.486	14.877	13.444	12.903	12.641	4.04	82.3	NLTT27072
LHS2397A	170.455199	-13.219000	0.515	261.0	20.705	17.946	14.675	11.928	11.233	10.735	6.02	13.1	
LHS2399	170.625305	-14.517127	0.507	236.6	18.823	16.671	13.541	12.020	11.407	11.079	4.65	31.9	NLTT27189
LHS2400	170.677248	-32.094414	0.610	173.9	17.271	15.425	12.427	11.036	10.519	10.167	4.39	25.2	
LHS2401	170.989073	-18.363491	0.597	264.5	14.032	11.818	10.007	9.172	8.588	8.322	2.65	20.2	NLTT27268
LHS2402A	171.167955	-61.647579	0.529	278.6	6.404	6.740	6.531	5.147	4.150	4.548	1.59	3.9	
LHS2402B	171.164471	-61.648403	0.529	278.6	
LSR J11256-3834	171.405448	-38.578583	0.541	257.3	16.037	13.803	11.657	10.087	9.510	9.187	3.72	18.1	

Table B.1 (cont'd)

Name	RA (J2000)	DEC	μ ($''$)	θ ($^\circ$)	B_J	R_{59F}	I_{IVN}	J	H	K_s	$R_{59F} - J$	Est. Dist (pc)	Other Names ^a & Notes
LHS2412	172.002179	-09.182630	0.994	148.6	12.771	10.902	9.393	9.289	8.739	8.494	1.61	30.8	NLTT27467
LHS2416	172.230877	-15.936236	0.573	182.0	18.228	15.880	13.427	12.515	12.050	11.731	3.37	73.7	NLTT27507
LHS2417	172.645882	-57.133881	0.531	277.5	8.988	7.857	7.207	6.495	6.019	5.868	1.36	9.2	NLTT27605
LHS2419	172.861246	-05.059938	0.580	276.8	20.296	17.856	15.216	13.682	13.171	12.860	4.17	82.9	NLTT27637
LHS2421	172.895173	+00.202823	0.673	163.1	16.749	14.647	13.401	12.292	11.780	11.529	2.36	102.3	
LHS2423	172.943963	-41.046486	0.701	283.8	13.075	10.446	8.763	7.366	6.765	6.511	3.08	6.4	NLTT27672
LEHPM2-114	173.091651	-84.774544	0.628	279.9	17.636	15.869	13.944	12.223	11.760	11.510	3.65	62.7	
LSR J11329-4039	173.241451	-40.656010	0.786	299.3	15.255	13.377	11.217	10.381	9.891	9.645	3.00	35.9	
LHS2425	173.638884	-00.308668	0.629	254.9	20.061	17.819	15.149	13.357	12.870	12.561	4.46	65.7	NLTT27851
LHS2427	173.658494	-23.870728	0.675	243.1	12.382	9.747	9.328	8.086	7.480	7.256	1.66	15.3	NLTT27860
LHS2428	173.780513	-05.656107	0.994	161.6	15.782	13.442	11.268	10.269	9.678	9.355	3.17	25.1	NLTT27882
LHS2429	173.862294	-32.539803	0.819	184.9	10.005	7.882	6.756	6.471	5.856	5.623	1.41	8.7	NLTT27914
LHS2433	174.422138	-48.623447	0.500	250.8	10.697	8.823	8.517	8.394	7.804	7.630	0.43	20.3	NLTT28042
LHS2435	174.604207	-41.375713	0.929	273.6	14.838	12.480	10.492	9.436	8.864	8.543	3.04	18.1	
LHS2438	174.979174	-11.644669	0.544	092.7	16.627	14.321	12.226	11.062	10.500	10.224	3.26	36.5	
LHS2441	175.260303	-44.405128	0.711	287.3	9.353	6.681	7.023	5.792	5.273	5.101	0.89	4.8	NLTT28235
SIP S1141-3624	175.339693	-36.409637	0.590	064.4	14.226	12.187	10.108	8.490	7.967	7.699	3.70	12.4	NLTT28348
LHS2447	175.832384	-51.840435	0.860	128.6	10.619	7.890	7.116	7.144	6.580	6.320	0.75	91.3	
LHS2454	176.485591	-74.194405	0.797	340.5	15.597	13.731	12.885	11.683	11.159	10.975	2.05	664.4	NLTT28493
LHS2455	176.607270	-01.610097	0.563	140.2	16.616	15.982	15.722	15.543	15.376	15.184	0.44	...	NLTT28542
LHS2456	176.714771	-65.761032	0.503	254.3	8.991	8.524	8.360	NLTT28543
LHS2457	176.733964	-65.763542	0.503	254.3	9.256	8.687	8.604	
LSR J11480-4523	177.013819	-45.383831	0.635	237.6	16.656	15.738	15.458	14.888	14.702	14.596	0.85	471.7	NLTT28614
LHS2460	177.080969	-11.287330	0.741	267.0	13.800	11.924	9.839	9.028	8.430	8.174	2.90	18.4	
LSR J11495-4248	177.382034	-42.802883	0.989	262.1	15.428	13.086	12.414	11.668	11.108	10.905	1.42	99.4	
SIP S1149-4012	177.457125	-40.212055	0.566	253.2	...	20.300	17.269	13.999	13.322	12.834	6.30	29.3	
LSR J11511-4142	177.782583	-41.704819	0.600	251.6	17.235	15.654	13.027	11.507	10.986	10.675	4.15	36.0	
LHS2468	178.181120	-23.639286	0.631	272.9	18.676	16.548	15.177	13.900	13.403	13.178	2.65	193.3	LEHPM118
LHS2470	178.317059	-07.374250	0.538	198.3	12.384	10.839	8.750	8.303	7.701	7.445	2.54	16.2	NLTT28863
LHS2473	178.377959	-34.371681	0.755	273.5	14.942	12.768	10.783	9.817	9.208	9.026	2.95	25.1	
LHS2474	178.730756	-35.945190	0.559	147.2	14.147	12.405	11.510	11.013	10.411	10.250	1.39	73.3	
2MA11553-3727	178.914696	-37.459740	0.868	172.5	22.554	18.903	16.370	12.811	12.040	11.462	6.09	18.2	
LHS2476	178.934407	-18.908785	0.625	120.2	15.244	13.087	10.908	9.967	9.398	9.092	3.12	24.0	
LHS2477	178.954647	-38.280312	0.701	115.2	12.903	10.805	9.594	8.765	8.177	7.945	2.04	21.9	NLTT28992
LHS2484	179.610188	-41.917633	0.805	249.8	15.982	15.148	13.225	11.777	11.293	11.038	3.37	70.4	NLTT29139
LHS2485	179.616688	-41.922047	0.702	255.8	...	8.899	7.906	7.350	6.878	6.812	1.57	14.6	NLTT29142

Table B.1 (cont'd)

Name	RA (J2000)	DEC	μ (")	θ ($^{\circ}$)	B_J	R_{59F}	I_{IVN}	J	H	K_s	$R_{59F} - J$	Est. Dist (pc)	Other Names ^a & Notes
SCR158-5103	179.662221	-51.058857	0.521	294.2	18.270	16.155	4.109	13.170	12.675	12.444	2.99	123.6	
LHS2487	179.736647	-27.718275	0.510	303.2	18.521	16.664	4.359	12.763	12.238	11.963	3.90	67.1	LEHPM237
LSRJ11596-4256	179.906884	-42.944202	0.603	227.8	14.200	11.961	10.352	9.544	8.979	8.721	2.42	26.7	
LHS2489	179.916776	-31.788649	0.590	258.6	18.201	16.311	14.081	12.574	12.093	11.834	3.74	68.7	LEHPM145
LHS2490	180.021712	-23.585377	0.511	174.9	18.683	16.454	15.327	14.336	13.965	13.692	2.12	307.0	LEHPM210, NLTT29230
LHS2494	180.279479	-01.731574	0.500	293.8	11.857	9.955	8.835	8.281	8.281	8.127	1.12	23.8	NLTT29299
LHS2504	180.870309	-16.500948	0.607	140.0	16.002	13.848	12.067	10.930	10.390	10.124	2.92	41.7	NLTT29429
LHS2505	180.956173	-16.537163	0.610	140.0	11.552	9.610	8.809	8.381	7.731	7.602	1.23	22.0	NLTT29449
LHS2506	180.992998	-33.024044	0.756	272.7	14.935	12.695	10.618	9.529	9.073	8.744	3.17	20.1	
LSRJ12042-4037	181.064594	-40.631149	0.603	157.6	14.702	12.606	10.720	9.566	9.018	8.747	3.04	21.2	
LHS2509	181.152467	-38.273602	0.696	109.0	12.963	10.713	9.564	8.595	7.988	7.734	2.12	18.6	NLTT29542
LHS2510	181.302298	-01.509090	0.520	275.9	8.743	7.666	6.967	6.775	6.407	6.321	0.89	13.1	LEHPM281, NLTT29573
LHS2511	181.404167	-24.689907	0.525	267.2	13.841	12.182	11.534	11.266	10.786	10.604	0.92	79.1	
LHS2515	182.092772	-00.482627	0.968	265.2	12.341	9.922	9.372	8.396	7.807	7.593	1.53	19.9	NLTT29713
LHS2519	182.504195	-06.610930	0.565	259.7	18.734	16.465	15.330	14.638	14.060	13.747	1.83	329.8	
LHS2520	182.923321	-15.071017	0.716	184.5	12.892	10.758	8.820	7.708	7.157	6.863	2.99	8.8	NLTT29802
LHS2521	182.548206	-31.973221	0.598	259.2	17.867	15.688	13.004	11.109	10.534	10.216	4.58	20.8	LEHPM151
LHS2523	182.988304	-07.337112	0.560	240.2	16.327	14.280	12.089	10.740	10.242	9.987	3.54	31.0	NLTT29927
LHS2524	183.120343	-03.084592	0.670	303.6	8.055	6.730	6.279	6.222	5.900	5.807	0.51	8.9	NLTT29957
LHS2528	183.375964	-45.668434	0.654	234.9	12.975	10.924	9.845	9.698	9.083	8.868	1.23	38.8	
LHS2530	183.481158	-62.649128	0.589	285.6	12.067	9.210	8.193	8.641	8.028	7.856	0.57	21.3	
LSRJ12146-4603	183.666768	-46.053932	0.797	249.7	16.801	14.529	11.601	10.330	9.751	9.441	4.21	18.0	
LHS2534	183.735043	-02.567500	0.561	138.8	18.656	17.452	17.242	16.736	16.695	15.555	0.72	660.6	NLTT30094
LHS2535	183.745838	-06.448391	0.701	224.4	16.766	14.700	13.071	11.781	11.307	11.061	2.92	66.2	NLTT30100
LSRJ12159-5014	183.987342	-50.238686	0.665	270.1	19.035	16.915	15.337	14.635	14.210	14.130	2.28	368.3	
LHS2543	184.675686	-07.950984	0.516	284.9	16.732	14.438	12.338	11.621	11.029	10.790	2.82	58.7	
LSRJ12201-4546	185.033370	-45.771748	0.750	290.5	16.531	14.586	13.355	12.705	12.159	11.950	1.88	150.8	
LSRJ12225-4002	185.634489	-40.036713	0.602	253.6	19.728	17.909	14.798	12.601	11.977	11.617	5.31	31.5	
LHS2550	185.708091	-28.662855	0.595	153.9	15.381	13.264	12.414	11.687	11.167	10.958	1.58	101.1	NLTT30537
LHS2552	185.756159	-46.618950	0.818	244.1	14.390	12.193	9.936	9.168	8.627	8.362	3.02	18.2	
LHS2553	185.807392	-67.631500	0.785	288.0	14.190	12.217	11.087	10.155	9.614	9.367	2.06	42.9	NLTT30559
LHS2555	186.179793	-33.982189	0.562	253.7	19.540	17.282	15.736	14.308	13.793	13.572	2.97	193.8	
LHS2555a	186.192223	-32.004677	0.594	243.3	15.766	13.645	11.213	9.949	9.363	8.998	3.70	17.6	NLTT30693
LHS2557	186.383820	-15.994950	0.832	270.6	15.766	13.645	11.213	9.949	9.363	8.998	3.70	17.6	
2MA1225-2739A	186.476347	-27.662966	0.737	147.8	15.570	15.380	15.380
2MA1225-2739B	186.476347	-27.662966	0.737	147.8	16.920	16.730	16.730

Table B.1 (cont'd)

Name	RA (J2000)	DEC	μ (")	θ ($^{\circ}$)	B_J	R_{59F}	I_{IVN}	J	H	K_s	$R_{59F} - J$	Est. Dist (pc)	Other Names ^a & Notes
LHS2558	186.394302	-48.854214	0.602	258.6	11.541	9.609	9.186	8.465	7.877	7.746	1.14	20.7	NLTT30711
LHS2560	186.700730	-48.913136	0.645	261.8	5.260	4.815	4.711	NLTT30745
LHS2561	186.895422	-27.770620	0.567	300.9	16.902	15.012	12.907	11.293	10.880	10.568	3.72	38.4	LEHPM193, NLTT30785
WT00330	186.975748	-42.076740	0.818	266.1	15.277	13.331	12.230	11.461	10.880	10.672	1.87	83.1	
LHS2564	187.079990	-16.911083	0.576	272.0	9.696	8.105	7.418	7.554	6.994	6.896	0.55	19.6	NLTT30832
LHS2566A	187.428055	-03.332841	0.810	210.1	...	8.346	7.660	7.660	6.994	7.201	0.69	16.9	NLTT30910
LHS2566B	187.478777	-05.455645	0.810	210.1	9.792	9.240	8.924	0.94	24.0	NLTT30924
LHS2568	187.475921	-05.456699	0.605	239.2	12.748	10.730	8.721	8.818	8.267	7.962	1.91	22.5	NLTT30923
LHS2569	187.486158	-10.452212	0.532	148.0	17.233	14.925	13.709	13.377	12.837	12.587	1.35	210.2	NLTT30922
LSRJ12300-3411	187.507397	-34.189972	0.563	235.7	15.289	13.175	10.923	9.340	8.769	8.439	3.84	12.6	
LSRJ12313-4018	187.838295	-40.310226	0.569	267.7	15.950	13.861	11.538	10.444	9.940	9.635	3.42	28.0	
LHS2571	187.850351	-06.633599	0.516	115.9	17.444	15.196	12.604	11.328	10.747	10.434	3.87	31.6	
LHS2573	188.134084	-26.170677	0.993	133.0	14.351	12.215	10.444	9.752	9.229	9.020	2.46	31.4	
LHS2577	188.380709	-68.755867	0.614	239.8	5.626	5.231	5.067	NLTT31077
LSRJ12346-5640	188.380709	-68.755867	0.559	250.9	...	11.364	
LHS2585	188.993403	-45.938953	0.713	189.9	11.621	9.643	8.010	7.671	7.027	6.844	1.97	13.8	NLTT31230
LHS2586	189.095335	-04.377595	0.504	254.3	14.246	11.973	10.302	9.579	9.064	8.767	2.39	27.7	
LHS2587	189.203148	-76.954834	0.882	264.0	11.596	9.628	9.273	8.396	7.779	7.570	1.23	18.9	NLTT31253
LHS2591	189.495189	-09.498665	0.766	140.0	15.851	13.767	11.681	10.445	9.945	9.659	3.32	29.0	NLTT31337
LHS2592	189.506230	-20.846649	0.531	177.7	16.670	14.658	13.488	12.680	12.109	11.939	1.98	144.0	LEHPM207, NLTT31342
LHS2593	189.697161	-04.321361	0.764	255.1	14.592	11.991	10.067	9.329	8.760	8.455	2.66	20.0	NLTT31385
LHS2594	189.707570	-49.800053	0.553	260.9	13.877	13.803	13.657	13.806	13.815	13.907	0.00	...	
LHS2597	189.901743	-26.969763	0.600	251.4	16.681	14.281	11.424	10.042	9.581	9.233	4.24	16.0	LEHPM142
LHS2600	189.962770	-77.843361	0.941	290.3	9.986	7.968	7.619	6.812	6.196	6.054	1.16	9.2	NLTT31419
CE00259	190.089512	-34.697960	0.62	274.8	14.841	13.608	11.609	10.387	9.880	9.606	3.22	35.8	
SCR1240-8116	190.233325	-81.275269	0.501	280.4	14.968	13.046	...	9.731	9.161	8.892	3.31	19.7	
SFS1240-8209	190.212224	-82.150963	0.541	276.7	16.295	14.542	12.490	10.855	10.196	9.933	3.69	28.2	
SFS1241-3843	190.283576	-38.720135	0.506	10.477	10.825	10.450	...	16.5	
LHS2603	190.374237	-23.230833	0.531	270.9	16.701	14.641	13.063	11.928	11.410	11.222	2.71	78.2	LEHPM228, NLTT31546
LHS2604	190.415091	-01.449464	0.567	270.4	2.041	1.925	1.873	NLTT31564
LHS2605	190.415091	-01.449464	0.567	270.4	NLTT31565
LHS2606	190.536884	-15.976543	0.634	256.7	16.682	14.780	14.169	13.058	12.496	12.334	1.72	173.7	
LHS2609	190.580543	-22.388266	0.581	271.9	18.165	16.265	15.091	13.806	13.241	13.054	2.46	202.9	LEHPM170, NLTT31598
LHS2608	190.581856	-71.638954	0.729	271.1	14.098	12.703	...	9.169	8.536	8.222	3.53	14.9	
LHS2615	190.928233	-37.708111	0.667	251.4	8.178	7.021	6.700	6.268	5.925	5.875	0.75	8.7	

Table B.1 (cont'd)

Name	RA (J2000)	DEC	μ ('')	θ ($^\circ$)	B_J	R_{59F}	I_{IVN}	J	H	K_s	$R_{59F} - J$	Est Dist (pc)	Other Names ^a & Notes
LHS2616	190.948283	+00.053653	0.722	219.5	15.605	13.243	11.155	10.420	9.824	9.529	2.82	32.0	NLTT31686
LHS2626	191.003150	-11.175062	0.503	251.5	15.397	13.224	10.941	9.516	8.969	8.674	3.71	15.0	
LHS2618	191.005826	-09.774870	0.638	133.8	12.838	18.189	17.413	16.260	13.750	13.139	1.36	545.7	NLTT31730
LHS2620	191.169631	-15.374683	0.535	236.3	12.838	11.343	10.602	9.987	9.399	9.271	1.36	46.0	
LHS2621	191.219501	-80.157745	0.584	309.8	16.220	16.230	16.112	15.034	14.834	14.603	1.20	439.5	
LHS2625	191.375909	-15.832665	0.595	283.1	16.220	14.295	12.599	11.644	11.117	10.909	2.65	71.7	NLTT31778
LHS2628	191.429305	-26.972248	0.623	254.6	14.873	13.290	12.414	11.776	11.169	11.020	1.51	99.5	NLTT31785
LHS2634	191.790719	-03.571589	0.504	269.8	13.364	11.023	9.595	8.767	8.156	7.886	2.26	18.7	
SCR1247_0525	191.811334	-05.420284	0.722	319.2	15.900	13.384	10.921	10.126	9.620	9.291	3.26	24.2	
LSRJ12472-4441	191.816148	-44.697220	0.688	276.7	19.682	17.616	16.078	14.646	14.258	14.112	2.97	273.8	
LHS2635	191.935115	-22.143145	0.659	249.6	17.011	14.840	13.275	12.126	11.625	11.375	2.71	81.5	LEHPM107, NLTT31913
LHS2638	192.199135	-11.207561	0.611	248.6	15.351	13.435	12.471	11.686	11.065	10.889	1.75	94.4	NLTT31967
LHS2641a	192.452906	-03.292569	0.662	185.9	16.379	14.055	11.874	10.759	10.261	9.925	3.30	31.8	NLTT32025
LHS2642	192.551201	-17.382153	0.505	310.2	10.518	8.853	7.705	8.281	7.634	7.505	0.57	21.2	NLTT32039
DENIS1250-2121	192.719394	-21.353798	0.578	126.0	19.399	16.946	13.336	11.160	10.550	10.128	5.79	12.3	
LHS2643	192.630223	-28.984083	0.660	256.2	18.697	16.449	13.780	12.294	11.719	11.399	4.15	43.3	LEHPM110, NLTT32055
LSRJ12515-3846	192.882598	-38.770145	0.625	379.4	19.060	16.876	13.758	12.086	11.558	11.246	4.79	32.9	
LHS2644	193.048447	-56.574455	0.736	250.9	9.404	8.148	7.274	6.956	6.896	6.896	0.87	15.1	NLTT32129
LHS2647	193.312580	-18.521832	0.903	158.0	8.360	7.084	6.054	7.176	6.890	6.768	-0.09	50.9	NLTT32187
LHS2648	193.316727	-31.221424	0.502	256.8	16.393	14.277	12.283	11.295	10.792	10.540	2.98	84.5	
LHS2653	194.384651	-46.592438	0.811	233.6	15.549	12.836	11.739	11.380	10.841	10.662	1.46	84.2	
WT00379	194.479531	-47.629868	0.502	288.6	16.512	14.517	12.676	11.941	11.414	11.199	2.58	84.2	
LHS2656	194.756784	-09.834143	0.831	278.6	6.855	5.640	5.572	6.040	5.597	5.529	-0.40	...	NLTT32493
WT01962	194.963687	-07.509840	0.501	290.6	16.292	14.154	12.381	11.190	10.675	10.428	2.96	47.5	
LHS2663	195.071016	-02.704779	0.806	267.9	10.449	8.461	7.883	7.524	6.897	6.769	0.94	14.0	NLTT32560
LHS2668	195.331908	-63.195080	0.556	221.5	11.895	9.898	8.684	7.757	7.149	6.934	2.14	13.4	NLTT32598
LHS2669	195.359608	-27.374487	0.550	244.8	8.359	7.889	6.891	6.964	6.659	6.576	0.92	14.1	NLTT32618
LHS2671	195.586939	-19.334251	0.656	175.7	16.955	14.855	12.577	11.696	11.259	11.027	3.16	61.8	LEHPM95
LHS2675	196.723766	-04.960585	0.506	181.2	18.774	16.539	14.390	13.380	12.872	12.610	3.16	119.7	NLTT32905
LSRJ13077-7925	197.141492	-41.644169	0.514	251.3	15.483	15.483	15.065	15.065	15.065	15.065	
LHS2678	197.307079	-05.541920	0.577	265.6	9.330	8.074	7.656	7.882	7.482	7.361	0.19	...	NLTT32986
LHS2682	197.379400	-38.801220	0.616	219.4	14.928	13.058	11.818	11.136	10.539	10.362	1.92	71.8	NLTT33052
LSRJ13095-3848	197.436051	-38.801220	0.572	259.6	13.469	11.284	9.618	9.861	9.298	9.049	1.42	41.7	
LHS2683	197.436051	-42.148048	0.541	259.6	13.616	11.522	10.382	8.971	8.391	8.089	2.55	18.6	
LHS2685	197.436051	-42.148048	0.753	181.2	14.442	12.252	11.014	10.785	10.274	10.020	1.47	66.1	
LHS2688	197.755237	-18.691784	0.535	159.3	14.854	12.749	10.681	10.690	10.146	9.890	2.06	51.3	LEHPM179, NLTT33138

Table B.1 (cont'd)

Name	RA (J2000)	DEC	μ (")	θ ($^\circ$)	B_J	R_{59F}	I_{IVN}	J	H	K_s	$R_{59F} - J$	Est. Dist (pc)	Other Names ^a & Notes
LHS2691A	197.859846	-23.745255	0.633	221.9	19.320	17.359	16.384	15.181	14.624	14.523	2.18	444.6	LEHPM242, NLTT33166
LHS2692A	198.052361	-33.626278	0.522	258.7	12.927	11.041	9.460	9.237	8.579	8.390	1.80	29.5	
LHS2692B	198.050846	-33.627068	0.522	258.7	13.530	11.262	9.126	10.106	9.527	9.267	2.97	11.5	LEHPM209
WT00392	198.289148	-41.511024	0.991	269.0	15.481	13.373	11.644	8.292	7.684	7.412	2.89	35.1	NLTT33371
LHS2698	198.373596	-32.451477	0.552	266.1	13.797	12.554	11.727	11.056	10.530	10.413	1.50	76.5	LEHPM219
LHS2701	198.611848	-04.095309	0.584	287.3	17.359	15.366	13.190	11.790	11.197	11.015	3.58	48.4	
LHS2706	198.891878	-32.476711	0.546	246.5	13.239	11.034	9.831	9.067	8.470	8.211	1.97	24.9	
LHS2707	199.017432	-55.278385	0.512	257.2	15.872	13.902	12.069	10.935	10.396	10.206	2.97	44.7	NLTT33480
LHS2709	199.052998	-02.793370	0.503	276.2	15.866	11.945	10.108	9.249	8.643	8.403	2.70	21.8	
LHS2704	199.068851	-73.142921	0.500	249.7	17.504	16.404	15.560	15.875	15.612	15.550	0.53	963.2	NLTT33481
LHS2710	199.081822	-20.125607	0.629	272.6	14.313	14.514	14.499	15.172	15.256	15.323	-0.66	...	NLTT33503
LHS2712	199.181755	-15.599205	0.701	197.7	11.870	10.028	9.856	8.863	8.307	8.172	1.16	23.3	NLTT33648
LHS2715	199.736464	-03.071590	0.705	254.7	14.021	11.835	10.041	8.831	8.247	7.981	3.00	14.6	
LHS2718	200.016320	-35.412148	0.960	241.1	17.451	15.229	13.081	11.275	10.770	10.481	3.95	30.3	NLTT33755
LHS2719	200.112737	-03.937438	0.891	288.6	18.606	16.323	13.841	12.136	11.570	11.243	4.19	38.4	
SCRJ321-3629	200.311865	-36.488361	0.554	247.8	9.264	8.230	7.581	7.698	7.372	7.306	0.53	...	NLTT33818
LHS2726	200.432603	-39.311123	0.766	277.5	16.242	14.118	12.249	11.144	10.551	10.307	2.97	44.1	
SCRJ322-7254	200.614326	-72.910187	0.572	270.7	15.959	13.880	11.882	11.001	10.510	10.258	2.88	47.5	
LHS2729	200.765511	-26.470638	0.510	356.0	13.846	11.586	9.449	8.664	8.066	7.781	2.92	14.0	LEHPM119
LHS2731	200.908537	-25.912493	0.632	249.0	14.195	12.219	10.979	10.393	9.851	9.586	0.61	28.9	NLTT33955
LHS2730	200.934568	-14.045785	0.811	244.3	14.195	12.219	10.979	10.393	9.851	9.586	1.83	51.0	
LHS2732	200.941030	-51.617390	0.555	207.7	15.858	13.844	12.073	11.043	10.523	10.276	2.80	49.1	
CE00348	201.115162	-33.272682	0.712	154.6	20.573	18.605	15.840	13.564	13.060	12.678	5.04	56.3	LEHPM191
LHS2734	201.252813	-23.591419	0.62	268.5	16.864	14.915	14.049	13.627	13.095	12.896	1.29	251.4	
LHS2737	201.309274	-21.453335	0.603	227.8	14.208	14.288	14.652	14.851	15.000	15.028	-0.56	...	NLTT34060
LHS2739	201.540223	-51.693272	0.515	266.1	14.656	12.414	10.376	9.329	8.768	8.517	3.08	18.3	LEHPM147, NLTT34132
LHS2739	201.831956	-31.177620	0.594	253.5	17.014	14.687	12.572	11.128	10.595	10.332	3.56	33.3	
LHS2741	201.914962	-35.850273	0.518	231.2	14.924	12.922	11.509	10.716	10.189	9.950	2.21	53.6	NLTT34224
LHS2742	202.150811	-02.021093	0.696	267.6	20.303	17.898	15.398	13.519	13.038	12.747	4.38	71.3	NLTT34220
LHS2742	202.159209	-09.775330	0.571	247.9	17.905	15.968	13.775	12.469	11.996	11.694	3.50	71.2	
SCRJ328-7253	202.175284	-72.896515	0.789	247.2	13.817	11.901	10.052	9.148	8.568	8.314	2.75	20.5	
LHS2743	202.607344	-52.044552	0.654	236.9	12.643	10.408	8.615	8.279	7.650	7.393	2.13	16.1	LEHPM2-0125
LHS2744	202.670519	-20.650843	0.605	149.7	12.385	10.729	9.242	8.811	8.148	7.996	1.92	24.6	
LHS2744	202.719242	-32.630119	0.677	237.8	NLTT34317
WT00426	202.756091	-45.586021	0.664	291.7	
LHS2747	202.916672	-02.317420	0.868	286.8	NLTT34374

Table B.1 (cont'd)

Name	RA (J2000)	DEC	μ (")	θ ($^\circ$)	B_J	R_{59F}	I_{IVN}	J	H	K_s	$R_{59F} - J$	Est. Dist (pc)	Other Names ^a & Notes
LHS2750	203.274638	-42.687759	0.516	279.6	12.427	11.529	10.989	10.805	10.508	10.406	0.74	73.5	
LSR13338-5738	203.470961	-57.645145	0.710	258.3	19.849	18.155	15.534	12.840	12.322	12.026	5.32	40.5	
LHS2755	203.482719	-24.743343	0.624	244.9	19.535	17.304	16.164	15.086	14.511	14.380	2.22	391.2	LEHPM122
LHS2757	203.485903	-67.897644	0.788	247.7	15.295	13.119	11.339	10.146	9.616	9.362	2.97	28.6	LEHPM56
LHS2758	203.598540	-26.369850	0.784	242.4	15.128	12.995	10.915	9.584	9.020	8.749	3.41	17.7	NLTT34493
LHS2759	203.603902	-27.506596	0.574	254.1	10.156	8.573	7.864	7.397	6.930	6.776	1.18	14.7	NLTT34486
LHS2760	203.635897	-38.907146	0.620	131.6	7.837	6.962	6.087	5.754	5.424	5.176	0.88	...	NLTT34590
LHS2764	204.091025	-21.997681	0.561	220.1	16.385	14.408	12.296	10.870	10.355	10.122	3.54	33.2	
SIPS1337-4311	204.483390	-43.191681	0.552	227.4	17.591	15.153	12.850	11.701	11.112	10.794	3.45	42.4	
LHS2769	204.530810	-68.076317	0.545	262.3	15.627	13.272	11.437	10.133	9.620	9.344	0.14	633.6	
LHS2770	204.602966	-02.864500	0.743	287.1	16.363	14.189	12.273	11.084	10.566	10.246	3.11	40.4	
SCR1338-5622	204.701563	-56.372780	0.547	260.6	15.462	14.897	13.059	13.142	12.575	12.344	1.76	170.7	
LHS2775	204.835211	-01.070418	0.514	271.5	17.820	15.753	13.566	11.932	11.473	11.182	3.82	46.9	
LHS2773	205.029814	-04.186154	0.625	322.6	10.405	8.125	7.510	6.900	6.251	6.037	1.22	10.3	NLTT34824
LHS2780	205.162415	-24.618254	0.730	233.4	13.797	12.713	12.239	11.537	11.109	11.024	1.18	93.0	LEHPM76
LHS2782	205.429305	-18.475834	0.583	273.6	16.969	14.927	13.898	12.929	12.394	12.217	2.00	162.1	NLTT34900
LHS2783	205.429305	-16.006483	0.510	268.5	13.566	11.547	9.390	8.971	8.391	8.089	2.58	19.6	NLTT34929
WT00444	205.541284	-46.800640	0.540	255.7	17.784	15.895	14.574	13.483	12.968	12.765	2.41	185.0	
LSR13423-3534	205.585849	-35.580765	0.903	256.5	18.397	16.322	14.790	13.755	13.216	12.935	2.57	179.3	
SCR1345-5101	206.422702	-51.016739	0.527	168.4	16.613	14.510	12.167	10.912	10.389	10.119	3.60	31.9	LEHPM138, NLTT35132
LHS2794	206.461457	-17.967993	0.633	210.2	13.024	10.430	8.883	7.745	7.192	6.902	2.69	9.4	NLTT35167
LHS2796	206.573226	-04.018587	0.521	291.3	18.316	15.932	13.555	12.076	11.539	11.235	3.86	44.1	NLTT35163
LHS2797	206.589175	-16.664545	0.517	230.3	18.621	16.303	14.083	12.631	12.081	11.776	3.67	61.2	
SDSS1346-0031	206.693104	-00.530592	0.516	257.0	10.722	9.102	8.573	7.774	7.140	6.902	0.78	20.0	NLTT35228
LHS2799	206.847789	-06.136707	0.661	211.2	18.484	16.539	15.403	14.188	13.832	13.646	2.35	291.8	
LHS2802	206.892475	-33.003628	0.534	228.3	15.854	13.613	11.206	10.413	9.937	9.664	3.20	31.3	NLTT35266
LHS2803	207.030076	-13.742259	0.860	232.5	15.891	13.665	11.527	10.329	9.701	9.403	3.34	23.9	
LHS2804	207.169813	-05.285610	0.528	151.5	7.732	7.140	7.017	NLTT35298
LHS2806	207.229607	-35.700905	0.551	251.0	5.549	5.288	5.217	NLTT35299
LHS2807	207.229719	-35.704132	0.551	251.0	5.549	5.288	5.217	NLTT35388
LHS2810	207.381891	-29.566133	0.601	256.1	15.381	13.275	11.197	10.277	9.672	9.422	3.00	29.5	NLTT35448
LHS2814	207.834968	-24.390358	0.665	241.5	5.530	4.829	4.665	
LHS2813	207.840524	-53.546036	0.575	137.3	14.278	12.003	9.896	8.926	8.380	8.123	3.08	15.4	
LHS2815	207.918422	-57.435577	0.593	223.3	6.633	6.271	6.195	NLTT35427
LHS2817	208.149549	-50.921665	0.669	264.2	8.513	5.069	5.789	5.782	5.318	5.190	-0.71	8.0	NLTT35493
LHS2822	208.481567	-20.245551	0.546	057.0	13.654	11.452	9.795	9.031	8.456	8.206	2.42	21.2	LEHPM160, NLTT35579

Table B.1 (cont'd)

Name	RA (J2000)	DEC	μ ($''$)	θ ($^\circ$)	B_J	R_{59F}	I_{IVN}	J	H	K_s	$R_{59F} - J$	Est. Dist (pc)	Other Names ^a & Notes
LSR J13548-4129	208.701937	-41.484657	0.690	239.1	20.139	17.804	16.570	15.522	15.064	14.632	2.28	417.2	
LHS2825	208.886892	-10.146222	0.543	220.3	19.607	17.372	15.167	14.038	13.485	13.209	3.33	143.0	
LHS2826	209.085931	-28.063808	0.511	258.4	16.256	14.228	12.029	10.480	9.875	9.565	3.73	22.1	LEHPM278, NLTT35708
LHS2829	209.313828	-54.905754	0.585	219.7	14.631	12.797	12.085	11.551	11.075	10.932	1.25	102.0	
LHS2834	209.653162	-34.001183	0.538	237.0	8.603	7.091	7.008	6.863	6.523	6.426	0.23	11.8	NLTT35829
LHS2835	209.681709	-00.079834	0.546	221.5	14.740	12.667	10.563	9.963	9.423	9.168	2.70	30.9	NLTT35864
LHS2836	209.793576	-19.834293	0.568	250.4	13.978	11.690	9.517	8.334	7.761	7.445	3.36	9.7	LEHPM184, NLTT35884
LSR J14005-3935	210.134666	-39.591461	0.508	257.6	17.454	15.442	14.201	13.466	12.902	12.657	1.98	199.7	
LHS2841	210.237400	-31.797192	0.718	277.2	12.103	10.440	9.168	8.224	7.567	7.338	2.22	16.3	NLTT35967
LHS2842	210.263526	-02.655024	0.990	303.6	10.359	8.506	7.442	6.516	5.935	5.683	3.99	8.1	NLTT35989
LHS2847	210.585358	-14.185493	0.977	246.8	18.699	16.612	13.983	12.673	12.200	11.904	1.94	64.7	
LHS2848	210.620366	-21.010250	0.639	127.8	14.320	12.211	10.332	9.163	8.597	8.252	3.05	16.4	LEHPM115, NLTT36049
LHS2851	210.694253	-00.267933	0.574	201.8	16.848	14.891	13.880	13.345	12.845	12.628	1.55	213.6	LEHPM239
LHS2852	210.694606	-24.530628	0.506	315.5	13.324	10.534	9.553	8.635	8.103	7.840	1.90	19.6	LEHPM68, NLTT36108
LHS2854	210.884976	-18.664797	0.707	212.2	16.838	14.913	13.923	13.001	12.472	12.213	1.91	167.4	NLTT36243
LHS2858	211.670717	-36.369831	0.740	224.9	0.403	0.184	0.194	LEHPM40, NLTT36258
LHS2859	211.705362	-30.307819	0.814	266.6	18.475	16.243	13.538	11.361	10.687	10.366	4.88	19.0	
LHS2862	211.898210	-06.013446	0.752	204.0	16.837	14.609	12.223	10.880	10.326	9.973	3.73	26.7	
LHS2870A	212.363289	-30.930279	0.505	244.1	13.069	10.990	9.637	8.793	8.116	7.896	2.20	19.9	NLTT36392
LHS2870B	212.354059	-30.925459	0.505	244.1	15.078	13.065	10.962	9.808	9.145	8.891	3.26	20.4	
LHS2871	212.511185	-61.521812	0.754	215.3	8.179	7.761	7.657	NLTT36388
LHS2872	212.612985	-13.934318	0.576	216.0	10.482	9.588	9.016	8.404	8.055	7.891	0.18	...	NLTT36446
LSR J14104-5001	212.621240	-50.033188	0.538	197.1	19.878	17.826	14.884	12.719	12.309	11.970	5.11	40.7	
WT0460	212.999922	-41.539215	0.770	260.3	9.670	9.041	8.620	
SIPS1410-4425	212.670219	-44.434628	0.537	195.9	17.980	15.874	14.544	...	102.2	
LHS2875	213.045925	-00.584593	0.735	286.7	14.277	12.196	10.427	9.352	8.792	8.546	2.84	21.1	NLTT36548
LHS2876	213.050661	-00.587926	0.739	290.1	21.822	19.010	15.188	13.091	12.533	12.086	5.92	28.9	NLTT36549
LSR J14123-3941	213.088178	-39.692623	0.613	241.4	16.235	14.223	12.437	10.994	10.425	10.177	3.23	37.6	
LHS2880	213.270505	-12.023969	0.733	240.3	14.889	12.612	10.446	9.040	8.453	8.163	3.57	12.1	NLTT36581
LHS2881	213.384872	-62.125935	0.736	223.9	12.133	9.098	8.668	8.498	7.895	7.712	0.60	22.6	
LHS2883	213.662571	-03.291213	0.938	239.3	11.997	10.888	10.620	0.66	95.7	NLTT36669
LHS2891	214.753814	-25.815481	0.507	311.5	9.573	5.560	4.154	4.956	4.717	4.512	0.60	3.8	NLTT36915, GJ542.1A
GJ542.1B	
LHS2892	214.770211	-59.379097	0.957	209.0	7.160	6.825	4.489	4.976	4.671	4.332	1.85	4.4	NLTT36884
LHS2894	214.895335	-05.151139	0.599	255.3	6.089	5.643	5.541	-0.93	...	NLTT36962
LHS2895	214.899393	-05.152235	0.675	247.4	10.486	9.880	9.592	6.10	7.5	NLTT36969

Table B.1 (cont'd)

Name	RA (J2000)	DEC	μ (")	θ ($^\circ$)	B_J	R_{59F}	I_{IVN}	J	H	K_s	$R_{59F} - J$	Est. Dist (pc)	Other Names ^a & Notes
LHS2899	215.313034	-01.122204	0.641	163.3	14.304	12.204	10.195	8.948	8.391	8.093	3.26	14.1	
LHS2900	215.346762	-40.393963	0.533	262.8	9.870	8.129	7.461	7.097	6.608	6.447	1.03	11.5	NLTT37029
LHS2904	215.603966	-07.287132	0.652	247.0	12.535	10.371	9.633	9.930	9.308	9.146	0.44	50.6	
LHS2906	215.782707	-22.285641	0.536	209.5	16.132	14.129	11.898	10.402	9.787	9.504	3.73	21.9	LEHPM195, NLTT37128
LHS2910	215.908509	-71.827354	0.545	240.6	15.337	12.523	12.317	11.265	10.730	10.480	1.26	74.4	
LHS2911	216.067335	-20.749393	0.559	180.9	13.688	11.814	10.287	9.707	9.201	8.960	2.11	36.2	LEHPM197, NLTT37202
LHS2912	216.082316	-32.100597	0.911	228.2	16.068	13.929	13.277	11.868	11.323	11.140	2.06	88.7	LEHPM25, NLTT37194
SFS1424-2535	216.925065	-25.588366	0.641	105.5	15.657	13.384	17.751	15.665	15.123	14.784		144.1	
LHS2916	216.378316	-20.201877	0.585	286.9	15.657	13.384	11.401	10.314	9.732	9.471	3.07	28.1	
LHS2920	217.106584	-18.885235	0.565	217.4	16.700	14.667	13.206	13.206	12.623	12.472	1.46	199.6	
SCR1429-4808	217.422404	-48.142025	0.791	351.4	17.112	15.483	12.518	11.246	10.781	10.448	4.24	32.8	
LHS2926	217.557879	-46.950420	0.777	236.9	10.856	8.675	8.279	7.914	7.330	7.179	0.76	17.0	
LHS2928	217.574926	-24.054426	0.637	230.9	16.277	14.108	11.857	10.742	10.237	9.917	3.37	31.8	NLTT37501
LHS2927	217.564203	-24.057178	0.650	233.3	18.319	17.083	16.633	15.987	16.032	16.098	1.10	1007.6	LEHPM113
LHS2932	217.755009	-12.295886	0.573	225.5	12.978	10.862	9.075	7.803	7.259	6.961	3.06	9.1	LEHPM116
NLTT37572	217.832468	-15.638608	0.500	151.9	...	7.016	5.891	6.591	6.197	6.122	0.42	10.6	NLTT37557
LHS2933	217.875946	-26.598526	0.503	167.0	9.749	8.680	7.815	7.442	7.072	6.953	1.24	16.1	NLTT37574
LHS2934	217.962416	-14.725882	0.510	150.7	15.709	13.515	11.781	11.067	10.544	10.285	2.45	55.6	NLTT37603
LHS2938	218.156354	-28.267282	0.540	237.2	11.583	9.468	8.927	8.469	7.953	7.761	1.00	21.9	NLTT37647
LHS2939	218.368136	-18.431770	0.627	264.7	15.381	13.141	10.986	10.185	9.615	9.371	2.96	29.2	LEHPM120
LHS2940	218.391469	-09.931956	0.579	207.4	11.366	9.305	8.765	8.114	7.477	7.334	1.19	18.4	NLTT37708
LHS2945	218.370143	-12.519636	0.694	330.3	11.674	9.466	7.322	6.838	6.262	5.939	2.63	6.9	NLTT37751
LSR14344-4700	218.613524	-47.004337	0.517	269.8	17.450	15.581	13.190	11.941	11.408	11.203	3.64	55.3	
LHS2950	218.998853	-23.051382	0.884	228.7	18.985	16.753	15.530	14.220	13.733	13.483	2.53	227.9	LEHPM34, NLTT37828
LHS2953	219.249391	-12.305493	0.945	292.3	5.722	5.004	4.557	5.335	5.115	5.053	-0.33	...	NLTT37901
LSR14373-4002	219.339338	-40.046963	0.509	233.3	16.179	13.873	12.360	10.791	10.206	9.901	3.08	32.4	
LHS2955	219.481928	-03.103202	0.542	241.2	...	16.333	15.419	14.447	13.970	13.783	1.89	322.6	NLTT37947
LHS2956	219.551162	-00.843770	0.543	268.0	13.325	11.965	11.400	11.251	10.701	10.629	0.71	80.8	NLTT37960
LSR114382-6231	219.556572	-62.527630	0.695	231.8	15.914	13.403	11.505	10.519	9.975	9.721	2.88	32.8	
LHS2957	219.629974	-03.257652	0.650	175.6	14.774	12.852	11.483	10.560	9.918	9.752	2.29	47.0	NLTT37970
LHS2961	220.117684	-57.029575	0.502	130.4	...	17.262	16.703	16.140	15.800	15.699	NLTT37997
LHS2966	220.572268	-19.800079	0.581	251.7	...	14.332	16.042	16.042	15.742	15.418	1.22	714.2	LEHPM139
SCR1442-4810	220.569748	-48.180256	0.507	248.0	16.924	14.332	14.134	12.981	12.472	12.290	1.35	173.8	
LSR14435-5430	220.896360	-54.512386	0.645	258.3	18.428	16.508	14.229	11.958	11.412	11.139	4.55	33.9	
LHS2969	220.984123	-11.874592	0.501	259.6	11.926	10.938	10.621	10.139	9.817	9.731	0.80	50.9	
LSR14440-4414	221.008187	-44.244671	0.509	240.1	19.967	17.900	15.415	13.328	12.807	12.497	4.57	61.1	NLTT38221

Table B.1 (cont'd)

Name	RA (J2000)	DEC	μ (")	θ ($^{\circ}$)	B_J	R_{59F}	I_{IVN}	J	H	K_s	$R_{59F} - J$	Est. Dist (pc)	Other Names ^a & Notes
LHS2970	221.290287	-49.916306	0.759	239.1	9.249	7.039	8.076	6.717	6.264	6.152	0.32	6.0	NLTT38247
LHS2975	221.615426	-35.357578	0.505	241.6	11.736	10.421	9.854	10.124	9.693	9.566	0.30	...	NLTT38316
LHS2978	221.768872	-12.740715	0.568	244.2	12.500	10.254	8.778	8.837	8.219	8.001	1.42	26.0	NLTT38355
LHS2979	221.980008	-03.159937	0.652	287.5	...	12.277	10.701	9.780	9.279	9.060	2.50	30.4	
LHS2982	222.477280	-04.265827	0.768	200.3	14.974	13.201	12.404	11.770	11.223	11.064	1.43	106.2	
LSRJ14500-3742	222.511956	-37.702656	0.511	215.5	14.819	12.398	10.442	9.946	9.373	9.074	2.45	30.1	
LHS2985	222.806639	-01.539246	0.661	229.1	14.890	12.899	11.058	10.163	9.643	9.384	2.74	33.9	
LHS2987	222.844865	-66.297066	0.512	233.5	15.195	13.244	11.789	11.805	11.188	11.057	1.44	103.5	
LHS2988	222.983771	-41.185638	0.555	241.3	14.407	12.375	10.991	9.973	9.428	9.184	2.40	94.4	
LHS2993	223.330507	-11.589497	0.522	218.4	13.759	12.150	11.259	10.833	10.353	10.173	1.32	72.3	
LHS2994	223.365234	-15.788534	0.541	161.2	14.619	12.579	11.322	10.682	10.130	9.919	1.90	58.2	
LSRJ14558-3914	223.965043	-39.242535	0.786	263.1	16.615	14.523	13.567	12.501	11.978	11.788	2.02	130.8	
LHS3003	224.159642	-28.163160	0.976	210.0	18.371	16.069	11.989	9.965	9.315	8.928	6.10	6.7	LEHPM19, NLTT38829
2MA1456-27473	224.005660	-27.793726	0.821	197.3	17.258	19.580	16.503	13.250	12.655	12.189	6.33	21.9	LEHPM50
LSRJ14570-5943	224.262386	-59.729675	0.617	221.3	16.296	16.296	14.765	12.481	12.005	11.783	3.81	79.5	
LSRJ14570-4705	224.272108	-47.090504	0.548	228.6	16.931	15.226	14.477	13.533	12.938	12.823	1.69	215.1	
LSRJ14596-4043	224.919644	-40.722103	0.754	245.9	19.470	17.432	15.815	14.288	13.804	13.472	3.14	178.3	
LHS3008	224.957647	-22.012543	0.788	229.3	8.605	8.228	7.335	7.327	6.996	6.912	0.90	17.5	NLTT38982
LHS3010	225.112229	-00.520659	0.677	210.3	18.202	16.029	13.627	12.448	11.975	11.684	3.58	66.6	NLTT39023
NLTT39027	225.180910	-11.135011	0.502	182.7	10.164	8.209	7.295	6.829	6.148	5.988	1.38	10.2	
NLTT39081	225.431648	-05.418179	0.530	183.5	15.426	13.235	11.411	10.942	10.438	10.214	2.29	57.9	NLTT39208
LHS3021	226.232678	-17.923668	0.581	183.5	18.035	15.869	14.162	13.121	12.584	12.309	2.75	129.7	NLTT39214
LHS3022	226.243138	-21.116702	0.666	251.0	15.449	13.524	11.273	10.174	9.682	9.462	3.35	27.9	
LSRJ15054-4620	226.364044	-46.337811	0.530	240.7	15.797	13.739	12.022	11.072	10.509	10.281	2.67	51.2	
LHS3023	226.524200	-15.002718	0.573	246.2	17.777	15.709	14.888	14.126	13.557	13.466	1.58	317.8	
2MA1507-1627	226.948719	-16.460728	0.903	190.3	...	19.224	16.134	12.830	11.895	11.312	6.39	12.8	NLTT39280
LHS3025	226.987218	-08.454240	0.699	177.7	...	15.335	12.770	11.416	10.942	10.632	3.92	37.1	
LHS3029	227.334288	-19.962269	0.557	241.5	11.987	10.045	9.501	9.110	8.478	8.356	0.94	29.0	NLTT39411
LHS3032	227.736395	-14.661022	0.595	264.5	16.742	14.697	12.293	10.788	10.270	9.995	3.91	26.3	NLTT39492
LSRJ15116-3403	227.911070	-34.054386	0.567	196.9	16.036	14.050	12.090	10.633	9.422	9.129	4.00	16.1	
SIP S1512-0112	228.074303	-01.209425	0.671	191.6	21.550	18.965	16.607	15.244	14.873	14.469	3.72	210.3	
LHS3038	228.274416	-21.977530	0.715	264.4	11.728	10.102	9.718	9.513	9.026	8.901	0.59	36.3	NLTT39594
SIP S1513-2243	228.496445	-22.730783	0.574	206.4	...	20.495	17.064	14.196	13.601	13.231	6.30	37.1	
LHS3039	228.498671	-03.798031	0.723	281.1	10.262	8.454	7.670	7.650	7.011	6.906	0.80	17.0	NLTT39644
LHS3040	228.519236	-28.507458	0.519	228.1	16.169	14.398	13.581	12.323	11.785	11.637	2.07	123.8	LEHPM250
LHS3041	228.539097	00.223367	0.711	226.2	17.360	15.099	13.727	12.703	12.210	11.970	2.40	121.0	

Table B.1 (cont'd)

Name	RA (J2000)	DEC	μ ($''$)	θ ($^\circ$)	B_J	R_{59F}	I_{IVN}	J	H	K_s	$R_{59F} - J$	Est. Dist (pc)	Other Names ^a & Notes
LHS3043	228.608611	-21.165346	0.661	243.5	17.248	15.189	14.118	13.101	12.554	12.350	2.09	165.7	LEHPM112, NLTT39652
LSR15145-4625	228.632825	-46.432037	0.539	269.5	15.305	14.881	14.799	14.712	14.609	14.650	0.17	524.3	
LEHPM2-0027	229.221260	-28.537840	0.890	248.4	16.374	14.365	12.026	10.516	9.907	9.613	3.85	21.9	
LHS3047	229.237159	-29.784502	0.932	248.5	13.675	13.099	12.899	
LHS3048	229.241023	-01.258488	0.625	266.4	15.769	13.730	12.366	11.736	11.229	11.010	...	94.3	
LHS3049	229.310264	-06.330917	0.657	248.0	14.656	12.652	11.473	10.794	10.230	10.051	1.86	62.8	
LHS3050	229.353858	-25.078569	0.706	188.6	16.197	14.176	12.754	11.375	10.927	10.633	2.80	57.4	LEHPM61
LHS3053	229.664384	-18.626438	0.611	126.6	10.192	8.756	7.661	7.990	7.395	7.231	0.77	19.4	NLTT39831
LHS3056	229.799231	-12.751719	0.740	254.8	13.654	11.720	9.640	8.507	7.802	7.582	3.21	11.6	NLTT39860
2MA1520-4422	230.009340	-44.378330	0.740	220.0	...	19.991	16.896	13.228	12.364	11.894	6.76	18.5	
LHS3062	230.246424	-13.178855	0.638	246.9	12.038	10.302	9.466	9.029	8.420	8.223	1.27	29.2	NLTT39958
LEHPM2-0130	230.442335	-27.217533	0.609	211.0	16.672	14.907	13.469	11.800	11.341	11.083	3.11	65.0	
LHS3064	230.553894	-27.828779	0.745	035.4	14.106	12.234	10.300	9.094	8.564	8.274	3.14	17.2	LEHPM55
APM1523-0245	230.747169	-02.748082	0.607	243.9	18.321	16.222	14.768	14.277	13.804	13.458	2.47	198.9	
LSR15231-7711	230.796539	-77.189850	0.831	248.4	13.755	13.271	13.034	
SCR1523-7714	230.860198	-77.242332	13.055	12.596	12.339	
LHS3070	231.075677	-01.388813	0.505	224.2	14.403	12.551	10.820	9.970	9.312	9.104	...	31.5	
LHS3071	231.493636	-26.705782	0.806	268.0	9.895	8.030	7.728	6.861	6.290	6.158	1.17	9.6	NLTT40185
LHS3072	232.048273	-08.454045	0.526	208.1	17.002	15.050	13.098	11.815	11.320	11.060	3.24	59.1	
LHS3074	232.300375	-73.881592	0.655	250.7	11.713	10.073	9.314	9.188	8.579	8.404	0.89	31.9	NLTT40200
LSR15292-5620	232.313757	-56.344612	0.598	254.7	17.912	17.321	14.655	13.231	12.733	12.476	4.09	111.9	
LHS3076	232.529396	-07.848980	0.589	213.8	15.286	13.902	10.162	10.233	9.737	9.452	3.68	22.3	
LHS3077	232.530761	-07.851433	0.589	213.8	16.318	14.645	10.162	11.250	10.728	10.483	3.40	39.2	
LEHPM2-105	232.619461	-81.760422	0.641	226.5	18.495	16.583	15.603	14.154	13.601	13.404	2.43	239.4	
LHS3079	232.909643	-26.901831	0.614	228.7	14.515	13.172	11.309	9.623	8.977	8.746	3.55	19.3	NLTT40433
LHS3081	233.332740	-27.387774	0.602	242.0	15.469	13.401	11.862	10.401	9.876	9.653	3.00	32.7	NLTT40510
LSR15334-3634	233.365514	-36.567329	0.552	235.1	16.076	14.624	13.368	11.537	10.989	10.762	3.09	58.9	
LHS3086	233.706943	-07.404671	0.596	232.2	14.251	13.654	11.659	10.413	9.902	9.594	3.24	28.2	
LHS3092	234.143760	-37.906200	0.885	199.9	8.440	7.903	7.671	3.90	9.0	
LHS3093	234.244513	-14.133502	0.773	215.1	13.284	10.872	8.839	8.432	7.871	7.572	2.44	15.3	NLTT40676
LHS3097	234.509804	-21.318954	0.591	188.7	12.393	10.630	9.828	8.837	8.209	8.071	1.79	25.2	NLTT40729
DEN1539-0520	234.924583	-05.345228	0.644	083.3	17.805	17.738	17.805	13.922	13.060	12.575	3.82	56.6	
LHS3100	235.280253	-63.731815	0.530	217.4	13.965	11.859	10.570	10.055	9.472	9.247	1.80	43.2	
SIP1541-3609	235.329363	-36.152992	0.507	263.7	17.581	16.581	14.467	11.970	11.450	11.109	4.61	41.2	
SIP1542-1007	235.606056	-10.117673	0.552	166.0	...	20.236	16.859	14.372	13.801	13.437	5.86	53.1	
LHS3104	235.624085	-03.264563	0.538	259.4	19.251	17.028	14.941	12.657	12.162	11.810	4.37	46.7	

Table B.1 (cont'd)

Name	RA (J2000)	DEC	μ (")	θ ($^{\circ}$)	B_J	R_{59F}	I_{IVN}	J	H	K_s	$R_{59F} - J$	Est. Dist (pc)	Other Names ^a & Notes
LHS3106	235.679736	-33.160751	0.597	247.4	16.539	15.209	4.997	13.825	13.485	13.347	1.38	249.5	
LHS3107	235.765395	-17.331646	0.510	200.5	16.539	14.429	12.370	11.527	11.017	10.790	2.90	59.9	
LHS3108	235.812298	-29.538673	0.505	232.9	16.727	14.627	13.336	12.217	11.651	11.424	2.41	94.2	NLTT40981
LHS3109	235.831698	-30.930563	0.504	226.5	13.979	12.194	10.530	9.386	8.795	8.566	2.81	22.8	
LHS3110	236.370772	-13.821374	0.507	195.2	12.486	10.936	10.240	10.063	9.408	9.297	0.87	47.3	
LHS3112	236.477256	-04.806303	0.595	242.0	17.929	16.065	13.522	11.341	10.746	10.426	4.72	22.6	
LHS3114	236.632962	-47.233440	0.589	223.4	10.297	8.678	7.806	7.917	7.263	7.088	0.76	19.4	NLTT41112
LHS3115	236.776937	-13.604220	0.534	220.8	12.590	10.558	10.070	9.186	9.589	9.517	2.98	8.5	NLTT41185
LHS3117	236.852668	-10.896435	0.508	226.6	12.590	10.558	9.186	7.582	7.042	6.743	2.49	177.1	
LHS3118	236.993002	-09.047298	0.537	239.4	17.837	16.025	14.849	13.534	12.991	12.735	2.03	16.6	
LHS3119	237.013573	-58.186661	0.594	245.1	12.589	10.409	9.915	8.379	7.790	7.565	5.16	48.0	
SIP-S1548-2859	237.089223	-28.993305	0.546	219.0	19.845	18.280	15.468	13.118	12.551	12.260	2.33	45.1	LEHPM82, NLTT41207
LHS3120	237.063833	-30.285606	0.702	208.0	14.776	12.775	11.583	10.445	9.880	9.703	2.28	96.4	
SSPM1549-3544	237.167631	-35.740410	0.791	226.9	15.994	14.624	14.133	12.340	11.765	11.620	2.97	22.0	
LHS3123	237.403073	00.296930	0.600	220.0	14.361	12.431	10.535	9.464	8.925	8.664	3.02	97.2	
LHS3134	239.189940	-09.096800	0.806	190.2	17.575	15.725	14.142	12.701	12.192	11.934	3.04	16.8	
LHS3135	239.301652	-61.482162	0.797	181.8	14.563	12.229	10.236	9.191	8.604	8.345	2.74	49.3	LEHPM98, LEHPM166
LHS3141	239.910986	-22.428343	0.569	158.3	15.341	13.575	12.032	10.832	10.314	10.124	2.74	49.3	NLTT41708
LHS3143	240.081947	-16.533190	0.745	237.0	5.983	4.763	4.131	4.955	4.517	4.248	-0.19	21.3	NLTT41700
LHS3144	240.116431	-35.721329	0.989	253.2	15.127	12.959	11.318	9.745	9.262	8.975	3.21	156.6	
LSRJ16006-3234	240.164945	-32.569843	0.534	236.1	20.142	18.182	16.397	14.431	14.041	13.693	3.75	21.1	LEHPM96, NLTT41776
LSRJ16019-3421	240.481718	-34.365658	0.672	119.2	17.052	15.755	13.725	10.960	10.331	9.978	4.79	21.1	
LHS3147	240.598315	-25.099003	0.660	200.6	14.063	11.611	9.587	9.275	8.690	8.414	2.34	23.1	
LHS3149	241.083315	-06.279276	0.871	184.6	16.498	14.411	11.683	10.452	9.880	9.548	3.96	21.1	
LHS3157	241.743320	-61.516220	0.662	212.5	14.745	12.917	11.902	11.264	10.707	10.540	1.65	79.7	NLTT41902
LSRJ16087-4442	242.183116	-44.707867	0.596	193.8	16.590	14.953	12.936	10.880	10.355	10.102	4.07	27.5	
SCR1608-2913A	242.189894	-29.218266	0.540	231.0	13.607	11.652	9.913	9.682	9.152	8.507	1.97	28.9	
SCR1608-2913B	242.279149	-09.371535	0.540	231.0	17.899	15.975	13.491	11.705	11.200	10.921	4.27	35.1	
LHS3160	243.029540	-40.812399	0.693	255.4	13.808	12.072	11.172	9.224	8.601	8.380	2.85	20.0	
LHS3165	243.274654	-70.152267	0.501	207.8	14.580	12.441	10.104	9.262	8.735	8.388	3.18	17.3	
LHS3167	243.466005	-04.507681	0.630	200.9	20.193	17.915	16.837	15.389	14.891	14.588	2.53	370.6	
LHS3168	243.473362	-30.682745	0.500	222.8	16.679	15.412	14.322	13.153	12.578	12.383	2.26	143.0	
SCR1613-3040	243.473362	-40.737492	0.522	216.7	17.617	16.147	14.614	12.330	11.871	11.611	3.82	65.4	
LSRJ16141-4044	243.529315	-40.737492	0.523	236.0	14.011	12.013	10.302	8.917	8.356	8.114	3.10	15.5	NLTT42285
LHS3169	243.591580	-28.510071	0.521	228.8	14.011	12.013	10.302	8.917	8.356	8.114	3.10	15.5	NLTT42344
LHS3171	243.905279	-08.369341	0.557	155.6	4.667	4.162	4.186	

Table B.1 (cont'd)

Name	RA (J2000)	DEC	μ (")	θ ($^{\circ}$)	B_J	R_{59F}	I_{IVN}	J	H	K_s	$R_{59F} - J$	Est. Dist (pc)	Other Names ^a & Notes
LHS3174	244.139284	-01.624762	0.669	208.4	17.683	15.771	4.394	12.997	12.361	12.120	2.77	12.1	
LHS3179	244.782930	-11.155341	0.567	199.9	18.451	16.554	15.353	13.853	13.331	13.079	2.70	185.5	
LHS3180	244.960592	-05.801339	0.614	209.6	17.987	16.206	14.342	12.647	12.153	11.927	3.56	78.3	
LHS3181	245.061587	-01.277730	0.580	188.2	18.519	16.246	15.206	13.830	13.350	13.184	2.42	209.1	
LHS3182	245.074953	-48.225704	0.870	207.4	9.245	8.079	7.083	7.116	6.618	6.528	0.96	13.8	NLTT42485
LHS3183	245.169164	-17.649555	0.522	210.2	12.169	10.473	10.224	9.054	8.390	8.271	1.42	23.8	NLTT42542
LHS3184	245.297092	-71.287003	0.629	226.4	9.950	9.011	8.612	8.606	8.326	8.216	0.40	16.8	NLTT42450
LHS3185	245.670797	-48.655525	0.763	231.6	12.886	10.944	9.176	8.480	7.872	7.637	2.46	7.1	NLTT42594
LHS3186	245.782036	-24.709448	0.765	204.1	11.472	10.618	9.903	7.260	6.586	6.393	3.36	7.1	NLTT42632
LHS3187	245.840263	-03.810511	0.599	242.8	17.471	15.955	14.670	13.380	12.770	12.583	2.57	165.1	
LHS3188	246.063377	-46.731560	0.901	214.6	16.817	19.208	15.123	15.163	14.113	13.706	4.05	183.6	
LHS3190	246.231982	-00.938990	0.552	195.9	11.726	15.036	14.133	12.988	12.422	12.268	2.05	166.5	
LHS3191	246.304261	-21.937265	0.648	240.5	19.134	9.799	9.145	7.550	6.918	6.725	2.25	10.8	NLTT42715
LSR J16256-6712	246.412315	-67.205933	0.698	233.5	14.908	16.842	13.309	12.453	11.949	11.599	4.39	52.1	
LHS3197	246.700669	-17.392662	0.520	219.0	20.295	12.741	10.218	9.548	8.997	8.682	3.19	19.9	NLTT42791
SIP1627-2518	246.955778	-25.306051	0.582	210.8	20.295	19.027	17.706	14.888	14.308	14.016	4.14	181.9	
LHS3205	247.554751	-14.663743	0.541	248.3	12.371	10.604	9.017	8.416	7.923	7.598	2.19	19.0	NLTT42923
LHS3206	247.594095	-42.076679	0.591	220.5	16.394	14.685	13.817	13.590	13.107	12.912	1.89	161.1	
LHS3207	247.651848	-10.197016	0.826	249.5	9.059	6.960	6.960	5.721	5.266	5.176	5.67	4.2	
LHS3209	247.875212	-39.012226	0.532	231.0	22.213	19.926	16.655	14.261	13.644	13.298	-0.07	55.4	
SIP1633-7603	248.489084	-76.065605	0.510	198.9	9.832	7.986	8.672	8.055	7.637	7.517	17.7	17.7	NLTT43097
LHS3215	248.676306	-04.228913	0.728	190.5	15.637	13.789	11.791	8.491	7.919	7.706	4.01	16.1	NLTT43102
LHS3216	248.698056	-53.589985	0.671	195.4	15.637	13.789	11.791	9.777	9.265	8.998	1.92	67.7	
LHS3218	248.852667	-27.314808	0.921	178.6	14.691	13.003	12.178	11.086	10.541	10.319	1.93	141.9	
LHS3219	248.870950	-03.965888	0.720	194.7	16.295	14.681	13.930	12.756	12.219	12.015	1.59	22.2	NLTT43121
LHS3220	248.898138	-13.693252	0.668	207.1	10.977	10.072	9.329	8.482	7.888	7.817	1.36	26.1	NLTT43146
LHS3222	249.058985	-15.169941	0.598	254.7	13.120	10.261	9.595	8.903	8.413	8.165	1.22	4.2	NLTT43164
LHS3224	249.114788	-49.309776	0.599	184.8	7.768	5.665	4.625	4.446	4.053	4.039	1.71	13.3	
LHS3224	249.089291	-02.324499	0.551	124.8	10.576	18.998	18.604	7.255	6.815	6.721	2.20	147.1	NLTT43180
LEHPM2-180	0.548	224.1	10.576	8.967	8.180	7.255	6.815	6.721	2.20	147.1	NLTT43207
LHS3228	249.400581	-40.887993	0.573	223.1	16.704	15.095	14.351	12.896	12.406	12.153	4.06	30.3	
LHS3229	249.426501	-17.083134	0.534	242.1	18.420	15.760	13.738	11.705	11.105	10.821	2.89	20.7	
SCR1637-3203	249.460916	-32.052792	0.587	221.6	16.166	13.489	14.163	10.598	10.041	9.697	2.39	18.1	
SCR1637-4703	249.485987	-47.062271	0.503	215.4	13.899	11.281	9.847	8.893	8.305	8.050	2.14	15.6	
LHS3233	250.188507	-45.999733	0.554	135.4	12.563	10.282	9.078	8.144	7.620	7.334	2.14	15.6	
LHS3235	250.367878	-43.986374	0.615	221.8	12.563	10.282	9.078	8.144	7.620	7.334	2.14	15.6	

Table B.1 (cont'd)

Name	RA (J2000)	DEC	μ ($''$)	θ ($^\circ$)	B_J	R_{59F}	I_{IVN}	J	H	K_s	$R_{59F} - J$	Est. Dist (pc)	Other Names ^a & Notes
LHS237	250.825319	-17.165584	0.532	216.3	17.074	15.291	13.541	11.123	10.561	10.244	4.17	27.1	NLTT43377
SCR1648-2049	252.097741	-20.826378	0.679	245.8	15.709	13.997	13.250	11.561	10.990	10.769	2.44	68.6	
LHS242	252.101920	-72.976189	0.740	219.6	12.198	10.333	9.490	8.040	7.479	7.224	2.29	14.6	NLTT43472
LHS243	252.383971	-14.939049	0.578	230.3	16.330	14.951	14.011	12.115	11.584	11.410	2.84	83.6	NLTT43607
LHS244	252.540952	-34.293205	0.666	246.8	16.330	14.951	14.011	12.115	-0.248	-0.392	NLTT43615
LHS245	252.684738	-32.823029	0.526	193.8	16.689	16.232	15.996	15.152	14.823	14.761	1.08	466.4	
LHS246	252.724277	-04.843031	0.777	252.9	14.756	12.860	11.006	9.463	8.923	8.676	3.39	18.1	
LHS248	252.927409	-64.440201	0.530	256.1	11.372	10.395	9.860	9.513	9.090	8.997	0.88	37.2	NLTT43613
2MA1651-2719	252.999229	-27.330608	0.666	193.9	15.042	10.960	10.391	10.097	...	4.9	
LHS249	253.412080	-13.455704	0.706	213.9	15.896	14.486	13.661	12.069	11.552	11.305	2.42	93.3	
LHS252	253.746639	-57.871010	0.595	217.5	12.656	11.785	10.973	10.343	9.715	9.526	1.44	50.4	
LHS253	253.806897	-08.132475	0.726	200.5	15.162	13.525	12.462	11.794	11.262	11.038	1.73	98.9	
NLTT43782	254.123136	-57.854908	0.542	199.2	11.209	10.658	10.124	10.040	0.81	61.3	
LHS255	254.273772	-04.348883	0.616	127.4	13.655	10.084	9.696	7.971	7.442	7.120	2.11	9.7	
LHS256	254.477813	-70.892639	0.506	211.7	13.615	11.513	10.655	9.952	9.298	9.122	1.56	42.9	
SCR1659-6958	254.867138	-69.971809	0.749	216.3	15.774	14.188	12.017	10.535	9.995	9.696	3.65	27.9	LEHPM259
LHS259	254.988017	-03.553790	0.525	247.5	19.504	17.551	16.616	14.974	14.458	14.078	2.58	299.6	
LSR17037-6823	255.945015	-68.391472	0.503	223.7	16.299	14.016	13.086	13.134	12.648	12.469	0.88	210.2	
LSR17056-8608	256.409786	-86.145592	0.512	216.6	19.014	16.792	14.489	12.821	12.279	11.956	3.97	59.1	
WT00538	256.716629	-64.387390	0.667	222.0	16.384	14.376	13.324	12.421	11.940	11.700	1.96	131.0	
LHS268	257.543007	-60.728748	0.541	003.2	7.881	7.340	5.912	5.694	5.204	5.091	1.65	6.5	NLTT44221
LHS269	257.968096	-01.851596	0.563	238.4	12.781	11.175	9.597	7.462	6.917	6.656	3.71	6.6	NLTT44323
LHS270	258.091245	-46.562843	0.708	183.2	7.550	7.550	7.079	7.090	NLTT44307
LHS271	258.213644	-05.125323	0.719	163.7	12.584	10.438	9.872	8.661	8.069	7.937	1.78	22.3	
LHS272	258.418686	-08.420667	0.595	225.4	13.074	10.694	9.647	8.120	7.512	7.253	2.57	11.8	NLTT44349
LHS273	258.421359	-05.024890	0.689	213.3	17.371	16.015	15.248	13.592	13.147	12.970	2.42	205.9	
NLTT44554	259.832111	-29.820772	0.536	188.0	9.930	9.351	9.084	(TBF80)10A
LP920-40	259.834715	-29.823145	0.536	188.0	9.933	9.335	9.110	NLTT44557
NLTT44556	0.536	188.0	(TBF80)10B
LHS280	259.882353	-48.449863	0.500	188.4	15.063	13.174	11.329	10.057	9.474	9.233	3.12	26.4	
LHS284	260.481701	-46.078594	0.765	191.4	12.971	12.578	12.475	
LHS285	260.552371	-75.348167	0.865	255.9	6.528	5.828	5.571	5.459	0.51	6.9	NLTT44536
LHS286	260.955173	-32.254253	0.596	198.0	13.430	11.122	9.919	8.376	7.822	7.519	2.75	12.7	NLTT44684
SCR1726-8433	261.595760	-84.552299	0.518	134.8	15.424	13.312	11.158	9.869	9.334	9.021	3.44	20.0	
LHS290	261.700319	-47.186954	0.723	228.3	20.117	19.232	13.995	13.995	13.646	13.533	5.24	100.7	
LHS291	261.808482	-25.159939	0.645	137.9	14.680	13.461	12.293	9.302	8.739	8.494	4.16	12.2	NLTT44788

Table B.1 (cont'd)

Name	RA (J2000)	DEC	μ (")	θ ($^{\circ}$)	B_J	R_{59F}	I_{IVN}	J	H	K_s	$R_{59F} - J$	Est. Dist (pc)	Other Names ^a & Notes
NLTT44808	261.977672	-32.682430	0.570	240.0	18.700	13.235	11.552	10.861	(TBFS0)22
LHS3292	262.030518	-62.454048	0.971	197.1	13.965	11.931	9.837	8.422	7.847	7.567	3.51	10.0	LTT6933
WT00552	262.216288	-61.981277	0.723	184.1	...	14.516	12.369	12.045	11.578	11.287	2.47	91.6	
LHS3294	262.252643	-57.659477	0.502	191.9	13.396	11.204	10.275	9.504	8.800	8.674	1.70	33.2	LEHPM92
LHS3295	262.363717	-80.149254	0.718	313.5	13.493	11.385	9.638	8.088	7.523	7.299	3.30	9.5	
NLTT44923	262.863433	-00.491662	0.500	208.0	...	17.114	16.731	15.513	15.236	15.148	1.60	601.4	
NLTT44952	263.004272	-29.854874	0.585	215.0	12.087	11.557	11.363	(TBFS0)31
(TBFS0)30	262.860086	-29.604597	0.585	215.0	20.783	19.514	18.841	13.491	12.334	11.949	6.02	50.2	
LHS3300	263.332386	-64.336319	0.617	190.1	14.932	10.028	8.879	10.365	9.761	9.506	-0.34	36.0	
LHS3301	263.302790	-15.820252	0.659	208.5	14.280	13.193	12.110	11.053	10.480	10.302	2.14	58.1	NLTT45011
LHS3303	263.660060	-72.707405	0.500	185.9	14.769	12.771	11.425	10.407	9.822	9.601	2.36	42.3	
SCR1735-7020	263.919873	-70.330447	0.963	190.1	18.187	16.141	14.036	12.821	12.312	12.095	3.32	90.9	
LHS3308	264.186351	-22.347914	0.578	185.2	19.533	...	17.370	14.715	13.920	13.817	...	148.5	NLTT45114
LHS3310	264.582000	-27.205330	0.527	248.9	12.078	9.442	10.165	8.358	7.748	7.678	1.08	17.9	NLTT45162
SCR1738-1057	264.647823	-10.956859	0.510	178.3	17.237	15.804	14.119	11.644	11.115	10.900	4.16	41.0	
LSRJ1739-6322	264.942063	-63.368637	0.547	190.3	14.817	13.285	11.303	11.079	10.502	10.252	2.21	65.6	
LHS3315	265.544968	-08.816634	0.961	239.8	14.721	13.414	12.016	9.812	9.324	9.065	3.60	22.8	
LHS3316	265.634555	-16.639898	0.656	191.4	14.024	...	10.814	9.441	8.934	8.678	...	24.6	NLTT42587
LHS3317	265.682400	-41.019051	0.530	194.4	12.935	11.051	9.117	8.569	7.863	7.635	2.48	16.5	NLTT45274
LHS3320	265.823146	-18.521648	0.535	192.1	14.231	12.570	11.916	8.872	8.300	8.062	3.70	8.9	NLTT45320
LHS3323	266.258507	-01.021501	0.593	210.1	15.826	14.313	13.443	12.010	11.396	11.159	2.30	88.4	
LHS3327	266.651514	-12.971187	0.687	238.7	15.729	14.367	13.677	12.037	11.525	11.325	2.33	97.5	
LHS3330	266.989883	-34.018627	0.604	202.0	5.913	5.586	5.528	NLTT45416
LHS3331	267.386355	-06.408622	0.525	253.4	17.674	16.544	14.897	12.297	11.744	11.534	4.25	56.9	NLTT45442
LHS3335	268.203606	-34.645153	0.612	224.7	16.557	14.166	12.210	10.718	10.151	10.001	3.45	29.6	NLTT45583
LHS3337	268.205614	-38.270798	0.714	245.6	11.323	10.481	10.394	10.467	9.992	9.704	0.01	...	
LHS3340	268.993375	-16.408976	0.547	181.9	12.384	11.780	10.089	9.937	9.544	9.461	1.84	47.0	NLTT45664
SCR1756-5927	269.116503	-59.455120	0.537	210.0	18.025	15.729	14.681	13.439	12.891	12.686	2.29	170.6	
LSRJ1757+0015	269.459394	-00.255213	0.518	184.8	...	16.651	...	14.722	14.168	14.017	1.93	387.4	
LHS3345	269.660353	-13.097002	0.840	213.2	8.313	7.972	7.843	NLTT45733
ADS10938B	269.708188	-56.094788	0.724	209.4	16.239	14.110	12.115	10.893	10.281	10.000	3.22	33.9	
LHS3346	269.721934	-30.171677	0.662	161.2	13.144	8.653	...	7.794	7.362	7.272	0.86	10.3	NLTT4572*?*?
LHS3347	270.159710	-77.704384	0.886	196.3	15.860	14.274	13.407	12.182	11.691	11.549	2.09	114.6	LEHPM29
LHS3348	270.410633	-18.147150	0.521	167.3	16.919	15.324	14.722	11.048	10.486	10.192	4.28	19.7	NLTT45788
LHS3352	270.581922	-00.479680	0.543	211.3	19.016	15.966	15.243	15.169	...	72.2	

Table B.1 (cont'd)

Name	RA (J2000)	DEC	μ (")	θ ($^{\circ}$)	B_J	R_{59F}	I_{IVN}	J	H	K_s	$R_{59F} - J$	Est. Dist (pc)	Other Names ^a & Notes
LHS3356	271.281291	-03.031218	0.621	117.6	10.683	8.175	...	6.161	5.571	5.306	2.01	6.3	NLTT45883
SCR1805-4326	271.301449	-43.434528	0.781	160.3	17.516	15.129	12.689	11.834	11.374	11.085	3.30	56.6	
LP077-206	271.731534	-74.588852	0.527	163.5	15.062	13.126	10.660	10.184	9.687	9.445	2.94	33.7	
LHS3359	271.887196	-15.962905	0.664	238.2	15.414	13.065	10.979	8.639	8.085	7.827	4.43	7.1	
LEHPM2-88	271.999939	-81.346916	0.676	...	20.741	15.450	13.187	11.363	10.790	10.520	4.09	22.6	
LHS3360	272.193342	-56.544182	0.544	183.0	16.122	13.924	11.767	10.577	9.994	9.734	3.35	28.5	
LSR1809-0219	272.431834	-02.326314	0.512	176.7	16.634	15.952	12.935	10.121	9.609	9.271	5.83	11.9	
SCR1811-4239	272.821635	-42.650459	0.732	180.9	13.681	12.132	11.207	11.383	10.825	10.648	0.75	96.0	LEHPM97
LHS3367	273.151151	-79.197739	0.664	209.3	16.439	14.718	13.579	12.271	11.700	11.598	2.45	109.2	LEHPM48, LEHPM54
LHS3370	273.470226	-77.139153	0.777	196.5	16.490	14.398	12.402	11.132	10.618	10.352	3.27	40.6	
LHS3372	273.914646	-33.694519	0.621	204.7	9.892	9.341	9.108	
SCR1817-5318	274.276909	-53.301456	0.617	209.9	14.685	13.270	12.464	11.928	11.429	11.228	1.34	114.5	
LHS3378	274.820865	-77.047256	0.615	200.6	15.226	13.222	11.191	9.806	9.345	9.058	3.42	21.5	LEHPM129, LEHPM111
LHS3377	274.838583	-05.774152	0.530	137.2	13.843	12.367	11.306	9.233	8.675	8.418	3.13	19.3	
LSR1820-0031	275.206914	-00.523774	0.555	199.3	17.741	16.873	16.069	13.171	12.696	12.475	3.70	106.1	
LHS3381	275.327614	-02.898733	0.890	218.3	1.490	1.037	1.050	NLTT46332
LSR18217-6101	275.442678	-61.031807	0.559	172.4	20.531	18.375	15.056	12.825	12.291	11.957	5.55	33.0	
LHS3383	275.668557	-33.385181	0.512	155.4	18.810	10.817	...	9.295	8.445	8.127	1.52	21.0	
SCR1822-0928	275.684725	-09.472179	0.523	196.4	17.561	15.916	13.850	11.521	10.978	10.604	4.40	29.8	
LP690-49	275.968013	-04.113401	0.608	222.0	18.731	18.482	18.188	13.803	13.308	13.051	4.68	109.2	
LHS3384	276.018885	-13.145193	0.637	195.9	14.529	13.798	13.743	
WT00562	276.582334	-65.794739	0.624	179.7	16.817	14.493	11.968	10.347	9.814	9.445	4.15	17.2	
LHS3389	277.031695	-71.180428	0.543	201.7	15.624	13.553	11.531	10.352	9.737	9.477	3.20	27.3	LEHPM186
LSR18286-4531	277.159294	-45.518921	0.501	221.4	15.894	14.844	12.580	12.240	11.720	11.428	2.60	108.0	
LSR18298-5131	277.463733	-51.525478	0.577	204.7	20.006	17.912	16.525	15.634	14.947	14.790	2.28	461.7	
NLTT46583	277.710602	-13.023341	0.897	194.0	12.896	12.330	12.096	
NLTT46584	277.708761	-14.023546	0.812	196.0	13.446	12.849	12.678	
LHS3393	278.365315	-06.901101	0.660	195.0	13.676	12.207	11.844	9.539	8.892	8.683	2.67	21.0	NLTT46651
SCR1835-8754	278.811000	-87.902603	0.639	199.5	18.184	16.022	15.096	14.106	13.556	13.289	1.92	264.2	
LHS3396	278.859893	-19.730143	0.553	204.9	14.659	12.978	11.544	9.526	8.953	8.674	3.45	18.1	NLTT46681
LHS3397	279.197309	-32.510727	0.565	215.3	13.181	11.805	10.942	11.651	11.134	10.979	0.15	116.0	
LHS3398	279.686443	-14.490272	0.544	166.9	12.657	10.840	8.874	7.661	7.060	6.849	3.18	8.8	NLTT46769
LHS3400	280.074331	-10.465279	0.539	193.9	12.525	9.498	8.423	8.262	7.689	7.460	1.24	19.1	NLTT46817
LHS3403	280.238859	-13.379333	0.671	186.7	12.142	10.207	9.205	7.397	6.728	6.546	2.81	8.4	NLTT46840
SCR1841-4347	280.290735	-43.792442	0.790	264.2	17.645	15.189	12.319	10.477	9.939	9.603	4.71	14.6	
2MA1842-3905	280.380451	-39.099304	0.627	262.5	22.018	15.225	...	13.829	13.029	12.630	1.40	129.3	

Table B.1 (cont'd)

Name	RA (J2000)	DEC	μ (")	θ ($^{\circ}$)	B_J	R_{59F}	I_{IVN}	J	H	K_s	$R_{59F} - J$	Est. Dist (pc)	Other Names ^a & Notes
LHS3407	280.924192	-40.058571	0.509	187.3	10.674	8.661	9.315	7.988	7.378	7.252	0.67	9.3	NLTT46895
LEHPM2-65	280.898810	-78.817482	0.728	201.7	17.572	15.703	14.647	13.275	12.745	12.591	2.43	168.4	
LHS3408	281.086191	-30.232523	0.531	233.5	14.723	13.609	13.139	10.921	10.421	10.335	2.69	50.9	
CE00514	281.276260	-36.686977	0.640	139.3	
WT00590	281.321367	-55.556351	0.674	175.7	16.593	14.655	12.761	11.806	11.280	11.105	...	72.8	
SCR1847-1922	281.819756	-19.372286	0.626	230.7	15.358	13.079	10.939	9.911	9.379	9.089	3.17	23.0	
LHS3411	282.161191	-61.590553	0.545	196.2	13.796	10.695	10.005	9.047	8.447	8.168	2.74	18.6	
LHS3414	282.455404	-23.836149	0.720	106.7	11.552	10.696	8.154	6.272	5.655	5.370	4.47	3.2	NLTT47045
LHS3413	282.463308	-57.446835	0.681	256.3	13.748	11.438	9.036	8.317	7.703	7.455	3.12	11.2	
WT00598	282.883296	-59.279968	0.520	168.5	14.342	12.843	12.020	11.335	10.979	10.879	1.31	98.0	
LHS3418	283.000450	-60.769722	0.726	298.8	14.473	12.209	10.203	9.305	8.720	8.457	2.90	19.1	
LHS3421	283.218096	-57.127064	0.797	195.3	13.089	11.261	9.648	8.517	7.842	7.589	2.74	14.4	
LEHPM2-158	283.712172	-57.078274	0.574	238.7	20.155	17.514	14.142	11.809	11.205	10.790	5.70	16.4	NLTT47090
LEHPM2-146	283.930687	-54.525436	0.588	212.0	21.299	18.514	17.190	16.060	15.477	15.449	2.45	530.0	
SCR1855-6914	283.949689	-69.237602	0.832	145.3	18.014	15.628	12.199	10.466	9.877	9.512	5.16	12.5	
LHS3423	284.781066	-48.274433	0.529	162.6	11.915	9.932	8.814	7.520	6.932	6.700	2.41	10.8	NLTT47234
SCR1902-5044	285.697912	-50.733452	0.510	150.2	16.544	14.515	12.977	11.986	11.484	11.239	2.53	86.7	
LHS3428	285.819345	-13.568091	0.780	225.8	14.620	14.005	11.432	10.375	9.803	9.537	3.63	34.2	
LHS3427	285.986395	-20.459852	0.604	200.9	9.458	9.051	7.500	8.262	7.921	7.856	0.79	18.0	NLTT47352
LHS3437	287.332884	-14.748661	0.549	158.5	12.594	10.245	8.668	8.425	7.847	7.634	1.82	19.7	
LSR19105-4132	287.639884	-41.547375	0.676	169.3	17.173	14.768	12.577	11.147	10.552	10.249	3.62	30.0	
LSR19105-4133	287.644203	-41.562325	0.676	169.3	15.171	12.931	11.000	9.851	9.245	9.032	3.08	22.8	
SIP1910-4132C	287.691265	-41.561333	0.747	172.2	16.272	13.999	11.742	10.610	10.002	9.739	3.39	27.7	NLTT47472
LHS3439	287.717795	-47.158497	0.666	186.5	10.364	8.296	7.476	6.846	6.207	6.060	1.45	10.5	
LSR19110-3820	287.750973	-38.342194	0.585	110.5	18.804	17.411	17.124	15.994	15.793	15.616	1.42	689.7	
LHS3443	288.283097	-39.031567	0.501	117.4	13.303	11.681	9.698	8.473	7.924	7.658	3.21	13.3	
LHS3444	288.336424	-00.594937	0.545	217.4	10.454	8.863	9.475	8.046	7.748	7.680	0.82	12.6	NLTT47543
SCR1913-1001	288.352693	-10.029490	0.576	211.8	16.641	14.810	13.877	12.712	12.165	11.929	2.10	138.9	
LHS3449	288.925978	-42.392742	0.523	096.3	14.038	12.192	10.644	9.600	8.991	8.744	2.59	26.5	
NLTT47589	289.178755	-45.889275	0.573	152.3	10.287	7.950	7.127	6.450	5.774	5.571	1.50	8.2	
LSR19184-4554	289.622681	-45.908569	0.616	222.2	17.891	15.290	12.568	11.212	10.652	10.296	4.08	25.9	NLTT47656
LHS3451	289.872092	-18.317987	0.560	157.7	15.344	12.842	11.454	11.020	10.523	10.327	1.82	68.0	NLTT47658
LHS3452	289.878579	-18.322617	0.541	157.0	17.182	14.822	12.698	12.200	11.677	11.456	2.62	37.3	NLTT47653
LHS3453	289.975101	-37.017952	0.570	169.1	14.498	13.066	11.274	10.197	9.683	9.469	2.87	87.0	NLTT47729
LHS3460	290.928104	-45.082405	0.851	183.2	10.222	9.507	8.538	8.624	8.348	8.274	0.88	31.3	NLTT47729
LHS3462	291.102783	-30.613754	0.556	187.0	17.341	15.247	13.089	11.705	11.252	10.983	3.54	49.0	NLTT47745

Table B.1 (cont'd)

Name	RA (J2000)	DEC	μ ($''$)	θ ($^\circ$)	B_J	R_{59F}	I_{IVN}	J	H	K_s	$R_{59F} - J$	Est. Dist (pc)	Other Names ^a & Notes
SIPS1924-6920	291.149653	-69.337761	0.817	148.3	18.889	16.782	14.267	12.392	11.908	11.607	4.39	44.2	LEHPM44
LSR19248-3356	291.201153	-33.936028	0.574	146.2	15.482	13.772	12.712	12.449	11.986	11.774	1.32	149.8	
LEHPM2-157			0.575	182.7		16.783	16.440						
LSR1928-0200A	292.055003	-02.004480	0.858	194.7	17.226	15.456	13.682	12.045	11.549	11.321	3.41	63.3	
LSR1928-0200B	292.055643	-02.007205	0.858	194.7	17.226	15.456	13.682	13.943	13.497	13.112	1.51	253.8	
LSR19285-3634	292.140011	-36.575085	0.503	177.3	16.364	14.116	11.924	10.614	10.060	9.808	3.50	27.4	
SSS1930-4311	292.420811	-43.176914	0.864	179.0	21.077	18.522	16.301	14.794	14.230	14.091	3.73	169.8	LEHPM31
SCR1931-0306	292.769090	-03.105181	0.578	031.0	17.868	16.059	11.147	11.147	10.558	10.228	4.91	18.0	
SIPS1932-6506	293.152011	-65.113335	0.510	168.3	19.779	16.990	14.784	12.664	12.048	11.719	4.33	40.1	
LHS3468	293.168052	-28.019680	0.748	174.7	7.849		6.203	5.917	5.588	5.495		7.5	NLTT47907
LSR1933-0138	293.497622	-01.638218	0.889	132.8	15.469	13.643		10.769	10.382	10.041	2.87	46.0	
LHS3471	293.651884	-62.844112	0.513	223.4	13.184	11.321		8.591	7.998	7.770	2.73	15.9	
SIPS1936-5502	294.007819	-55.042282	0.836	133.8			17.474	14.486	13.628	13.046		24.2	
LHS3475	294.747653	-12.832211	0.519	206.6	17.561	15.819	14.189	12.881	12.321	12.090	2.94	110.4	NLTT48045
LHS3477	294.958210	-18.222776	0.542	192.9	14.972	12.965	11.078	10.338	9.776	9.330	2.63	33.4	NLTT48070
LHS3476	294.958210	-18.222776	0.526	193.3	14.972	12.965	11.078	10.338	9.776	9.330	2.63	33.4	NLTT48071
LSR19403-3944	295.088768	-39.736107	0.529	162.8	15.188	13.221	11.169	10.378	9.836	9.570	2.84	35.6	
SIPS1943-6125	295.887971	-61.428364	0.791	179.0	20.225	19.695	16.115	13.199	12.700	12.287	6.50	39.1	
LHS3480	296.091663	-22.514854	0.551	139.1	18.495	16.406	14.600	13.052	12.531	12.247	3.35	91.1	LEHPM187, NLTT48162
LHS3481	296.311523	-09.299486	0.580	208.0		18.104	17.549	13.836	13.269	13.029	4.27	56.6	
LEHPM2-90	296.397983	-25.955999	0.667	105.8	20.454	18.237	14.641	12.348	11.836	11.509	5.89	23.8	
SCR1946-4945	296.510223	-49.763706	0.585	210.2	17.343	15.386	14.529	13.511	12.952	12.781	1.88	218.5	LEHPM3916
LHS3484	296.768725	-71.092628	0.678	171.0	14.862	12.739	10.745	9.786	9.215	8.980	2.95	24.7	
W102180	297.094509	-08.381115	0.599	227.3	17.910	15.695	12.932	11.120	10.541	10.191	4.57	20.5	
LEHPM2-83	297.117574	-51.025230	0.696	161.0	18.562	16.461	14.101	12.462	11.975	11.680	4.00	54.1	
NLTT48230	297.337497	-62.989460	0.518	183.0	11.491	10.859	10.325	9.775	9.517	9.495	1.08	48.3	
LHS3486	297.380377	-11.307746	0.540	230.6	13.764	11.973	10.830	9.402	8.871	8.626	2.57	25.7	
LHS3487	297.389087	-62.821354	0.618	217.3	16.437	14.463	13.342	12.319	11.812	11.628	2.14	119.5	LEHPM123
LHS3488	297.464469	-32.680157	0.712	203.1	15.740	14.000	12.905	12.221	11.637	11.468	1.78	118.2	LEHPM69
LHS3491	297.702626	-59.185524	0.558	190.2			7.492	7.444	6.990	6.884		14.7	
LHS3492	297.880223	-50.927086	0.828	192.9	16.519	14.580	12.288	10.970	10.493	10.188	3.61	34.0	
SCR1954-7356	298.526779	-73.947517	0.535	148.6	16.854	14.890	12.961	11.806	11.310	11.083	3.08	64.3	LEHPM127
LHS3496	298.608507	-48.555084	0.585	191.6	16.780	14.809	13.712	12.649	12.120	11.939	2.16	136.4	NLTT48425
LHS3498	298.947828	-27.300356	0.608	184.5	17.325	15.319	13.685	12.250	11.757	11.535	3.07	77.5	
LHS3500	299.110233	-21.641869	0.788	192.6	16.427	14.475	11.515	10.176	9.584	9.237	4.30	16.3	
LHS3501	299.121898	-01.042140	0.836	212.0	13.591	13.329	12.771	13.070	13.029	13.014	0.26	...	

Table B.1 (cont'd)

Name	RA (J2000)	DEC	μ (")	θ ($^{\circ}$)	B_J	R_{59F}	I_{IVN}	J	H	K_s	$R_{59F} - J$	Est Dist (pc)	Other Names ^a & Notes
SIP1956-0422	299.209701	-04.377839	0.563	15.0	10.385	19.681	16.949	13.441	12.921	12.510	6.24	28.1	
LHS502	299.331845	-12.567904	0.520	188.1	16.710	8.156	11.485	6.817	6.197	6.015	1.34	11.3	NLTT48469
LHS503	299.349188	-12.563866	0.528	189.6	15.217	14.259	11.804	10.212	9.652	9.318	4.05	17.4	NLTT48475
LHS504	299.412199	-16.493153	0.571	236.1	19.179	13.419	11.804	10.744	10.231	10.010	2.67	48.0	
LEHPM2-149	299.468164	-25.225565	0.579	190.2	17.597	17.894	16.650	15.243	14.990	14.777	2.65	490.6	
LEHPM2-203	299.630262	-56.152901	0.524	161.9	17.597	15.551	14.409	13.299	12.766	12.525	2.25	169.1	
SCR2001-4239	300.318575	-42.660225	0.594	165.5	17.081	14.903	13.249	11.835	11.343	11.092	3.07	60.7	
LHS508	300.646436	-50.052685	0.530	134.5	13.383	6.878	...	6.616	6.050	5.905	0.26	22.9	NLTT48575
LHS512	301.008151	-65.599632	0.863	172.5	13.383	8.871	8.378	8.129	...	13.7	
LHS513	301.019774	-65.600449	0.863	172.5	12.346	7.796	7.284	7.057	...	13.7	
LHS514	300.995514	-08.129801	0.566	243.5	14.726	12.698	10.760	9.184	8.581	8.286	3.51	13.5	
LHS516	301.027978	-31.696386	0.833	156.7	15.429	13.598	11.261	9.906	9.314	9.028	3.69	19.0	
LHS517	301.045408	-45.652748	0.601	270.2	12.863	10.849	9.657	9.274	8.646	8.434	1.57	31.5	
LHS520	301.521946	-31.562756	0.668	130.8	18.361	16.758	14.311	12.386	11.928	11.645	4.37	50.8	
LHS521	301.770681	-19.424282	0.757	212.9	11.799	9.824	9.152	9.173	8.474	8.365	0.65	33.9	NLTT48729
LHS522	301.814090	-54.363602	0.572	161.3	16.058	13.853	12.160	11.240	10.775	10.520	2.61	58.3	LT7944
LHS523	301.937266	-31.753803	0.817	159.5	13.542	11.370	9.389	8.274	7.679	7.397	3.10	10.8	NLTT48740
SCR2007-1915	301.941258	-19.264645	0.629	186.3	15.998	13.790	11.766	10.882	10.378	10.135	2.91	43.1	
LHS524	301.950095	-31.757900	0.796	158.8	14.427	12.333	10.820	8.367	7.833	7.591	NLTT48741
LHS525	302.031222	-52.740295	0.533	163.6	9.898	8.736	6.148	6.456	5.858	5.572	2.88	19.9	LEHPM163
LHS526	302.581779	-20.493238	0.579	231.5	15.968	13.985	11.196	10.217	9.614	9.352	2.25	6.4	NLTT48821
LHS528	302.731227	-25.585608	0.904	168.2	8.823	6.206	...	5.122	4.525	4.251	3.77	21.9	NLTT48830
LHS531	303.472307	-45.164062	0.740	097.9	8.823	6.206	...	5.122	4.525	4.251	1.08	5.1	NLTT48880
LHS534	303.563601	-54.820755	0.522	140.1	14.763	12.685	10.783	9.746	9.179	8.917	2.94	24.1	LEHPM175
LHS538	304.820577	-56.354649	0.693	191.3	16.579	14.416	12.353	11.314	10.807	10.536	3.10	47.6	
LHS539	304.834459	-30.650965	0.504	110.1	18.221	15.815	13.322	12.092	11.549	11.227	3.72	47.5	
WT00697	304.856519	-69.235283	0.660	164.5	16.559	14.421	13.090	12.347	11.782	11.609	2.07	118.1	
LEHPM2-0224	305.128679	-42.048916	0.505	164.1	16.775	16.376	16.129	16.340	15.985	15.859	0.04	...	
LHS540	305.328043	-06.436941	0.527	157.4	12.526	10.822	10.071	9.315	8.737	8.539	1.51	31.5	
LHS541A	305.590455	-58.367634	...	143.9	20.107	17.965	15.476	6.233	15.565	15.363	
LHS541B	305.574537	-58.351685	0.520	143.9	11.673	9.663	8.517	7.820	7.183	6.969	4.29	70.0	LEHPM218
LHS542	305.674665	-58.285664	0.845	114.8	14.661	12.414	11.113	10.544	9.941	9.743	1.84	15.0	NLTT49106
LHS546	305.974368	-51.034950	0.638	138.1	16.969	15.000	12.786	11.422	10.888	10.651	1.87	52.1	LEHPM85
APM2025-3344	306.339914	-33.730747	0.509	211.6	16.969	15.000	12.786	11.422	10.888	10.651	3.58	41.7	
LHS548	306.404391	-06.210194	0.823	202.5	18.780	17.756	16.667	14.326	13.706	13.508	3.43	175.5	
SIP2025-0835	306.448619	-08.591973	0.578	151.8	21.425	18.995	15.699	13.153	12.403	12.029	5.84	27.1	

Table B.1 (cont'd)

Name	RA (J2000)	DEC	μ (")	θ ($^\circ$)	B_J	R_{59F}	I_{IVN}	J	H	K_s	$R_{59F} - J$	Est Dist (pc)	Other Names ^a & Notes
LHS3551	306.557760	-14.475990	0.650	217.0	16.417	4.329	13.387	12.764	12.257	12.011	1.57	165.1	NLTT49245
LHS3552	306.392890	-24.647755	0.503	122.8	14.695	17.001	12.736	11.431	10.838	10.551	5.57	28.7	NLTT49239
LHS3553	306.932621	-27.747396	0.919	193.5	12.024	10.032	8.207	7.706	7.083	6.864	2.33	12.3	NLTT49728
LHS3554	306.934369	-30.867760	0.525	181.4	7.159	6.210	5.049	5.362	5.067	4.915	0.85	5.9	NLTT49277
LHS3555	307.341465	-23.692467	0.558	136.7	19.305	16.878	15.478	14.772	14.497	14.430	2.11	238.5	NLTT49318
LHS3560	308.049000	-25.312511	0.797	203.5	18.994	16.651	15.417	14.173	13.627	13.530	2.48	334.9	
2MA2032-6918	308.137135	-69.316429	0.585	147.2	22.697	19.765	16.298	13.636	12.983	12.579	6.13	29.2	SSSPMJ2033-6919
LEHPM2-206	308.389065	-37.595249	0.519	103.1	19.309	17.181	14.360	12.736	12.214	11.865	4.44	49.3	
LHS3563	308.657783	-18.048326	0.740	198.3	16.155	14.133	12.858	11.998	11.495	11.296	2.14	102.8	NLTT49482
LEHPM2-0100	308.678415	-36.515465	0.636	164.6	18.088	16.145	14.045	11.821	11.821	11.542	3.88	55.3	
SCR2035-6505	308.773331	-65.090652	0.785	166.0	17.219	15.074	13.177	12.226	11.733	11.508	2.85	84.3	LEHPM43, NLTT49621
LHS3566	309.849110	-29.442659	0.801	156.6	18.946	16.497	13.682	11.357	10.743	10.367	5.14	16.8	NLTT46904
LHS3569	310.011173	-60.548958	0.645	151.8	4.197	3.777	3.828	NLTT49644
LHS3570	310.048887	-23.773949	0.675	046.6	5.296	4.810	4.597	
LEHPM2-173	310.051753	-55.023849	0.556	124.1	16.614	14.393	12.153	10.560	10.015	9.688	3.83	22.0	
LHS3571	310.055445	-13.351064	0.594	219.5	18.040	15.917	14.939	14.307	13.833	13.562	1.61	334.2	NLTT49655
LHS3572	310.425992	-22.322292	0.868	127.5	10.447	8.736	8.048	7.381	6.769	6.605	1.36	13.3	NLTT49692
LEHPM2-42	310.649602	-52.314301	0.815	151.7	14.405	14.039	13.997	0.91	363.7	
SCR2043-6501	310.793323	-65.021591	0.533	170.0	16.181	14.038	12.036	11.247	10.758	10.519	2.79	55.3	
LHS3575	310.973733	-32.193439	0.514	098.7	17.941	15.857	13.479	11.731	11.155	10.808	4.13	33.0	LEHPM200, LEHPM211, NLTT49762
LSR120444-4123	311.116220	-41.397655	0.505	134.9	16.120	14.034	12.517	11.749	11.158	10.986	2.29	82.4	
LHS3580	311.439102	-29.458208	0.520	218.4	14.544	12.384	10.383	9.383	8.748	8.512	3.00	18.9	LEHPM216
LEHPM2-0161	311.448667	-30.223766	0.550	090.7	17.913	15.791	13.431	11.708	11.216	10.906	4.02	36.4	2MA2045-3013 (Reid07)
LHS3581	311.559065	-51.878757	0.737	100.7	14.038	11.894	10.139	9.778	9.231	8.993	2.12	34.9	LEHPM47
LHS3582	311.574826	-47.157761	0.509	178.1	12.229	10.165	8.890	8.722	8.142	7.897	1.44	24.0	LEHPM181
WT00737	311.616806	-49.851181	0.568	160.2	16.390	14.154	11.860	10.990	10.468	10.197	3.16	39.7	
LHS3583	311.655242	-81.730596	0.756	131.4	12.575	10.063	8.706	7.694	7.124	6.826	2.37	10.6	
LHS3585	311.844336	-25.785414	0.527	169.3	14.593	12.381	10.636	9.652	9.053	8.779	2.73	23.7	LEHPM208
LHS3588	312.380650	-73.213135	0.522	254.0	13.933	12.326	11.682	11.080	10.593	10.429	1.25	74.3	LEHPM3988
SIPS2050-3358	312.685274	-33.978004	0.510	120.4	21.439	18.822	15.858	13.815	13.146	12.854	5.01	55.1	
WT00746	312.748677	-47.836037	0.615	200.9	18.061	15.993	15.141	14.263	13.769	13.587	1.73	330.3	
SCR2051-1329	312.806293	-13.487823	0.694	103.7	17.508	15.318	13.047	11.424	10.922	10.612	3.89	33.6	LEHPM141
LEHPM2-0089	312.956605	-37.744144	0.623	167.7	17.466	15.192	13.478	12.711	12.187	11.994	2.48	119.4	
SIPS2053-5409	313.266223	-54.160412	0.722	158.1	18.815	16.661	13.916	12.170	11.656	11.345	4.49	37.6	
LEHPM2-185	313.266240	-58.412342	0.542	248.8	20.693	18.502	16.615	15.136	14.638	14.382	3.37	241.1	
LHS3594	313.302364	-32.352421	0.698	210.5	17.781	15.598	14.524	13.671	13.121	12.942	1.93	227.1	LEHPM74, NLTT50056

Table B.1 (cont'd)

Name	RA (J2000)	DEC	μ (")	θ ($^{\circ}$)	B_J	R_{59F}	I_{IVN}	J	H	K_s	$R_{59F} - J$	Est Dist (pc)	Other Names ^a & Notes
LHS3596	313.487653	-02.765797	0.711	238.6	10.751	8.767	7.748	8.465	7.867	7.672	0.30	23.2	NLTT50092
LHS3600	313.999640	-59.945675	0.603	119.7	13.168	11.554	9.991	8.437	7.781	7.595	3.12	12.8	NLTT50105
LHS3602	314.201933	-04.846948	0.843	104.3	11.949	9.646	7.417	7.816	7.312	7.064	1.83	14.3	NLTT50192
LHS3601	314.198821	-04.844311	0.816	106.1	17.221	15.886	15.404	14.734	14.565	14.327	1.15	439.4	NLTT50189
LHS3603	314.224709	-09.862826	0.725	186.2	15.917	13.870	12.934	NLTT50194
LHS3606	314.427106	-19.574245	0.865	208.7	15.590	13.456	12.483	11.934	11.395	11.218	1.52	114.0	LEHPM30, NLTT50215
LEHPM1-4008	314.627555	-65.019905	0.527	148.7	18.142	15.899	13.776	11.800	11.207	10.889	4.10	33.1	
LEHPM2-0080	314.952492	-34.952492	0.697	150.6	14.731	12.962	12.207	11.960	11.516	11.377	1.00	129.0	
LHS3608	315.024348	-69.579460	0.529	121.4	7.470	6.168	5.979	5.744	5.459	5.366	0.42	7.2	NLTT50229
APM2102-4246	315.378055	-42.764175	0.596	172.4	14.539	12.395	11.374	11.315	10.764	10.559	1.08	85.1	
SCR2101-5437	315.440096	-54.625610	0.667	241.5	16.899	14.594	13.460	12.794	12.559	12.078	1.80	157.0	
LHS3611	315.473993	-05.394907	0.518	179.6	18.912	16.681	14.000	12.839	12.330	12.006	3.84	68.8	NLTT50356
LHS3612	315.494406	-06.318637	0.515	201.9	11.029	8.971	6.797	7.563	6.952	6.692	1.41	12.1	NLTT50360
WT0072	315.553866	-47.134277	0.558	155.0	16.787	14.509	11.995	15.632	15.200	14.827	3.34	40.2	
LEHPM2-169	315.592195	-60.771171	0.561	167.7	
LHS3613	315.748486	-46.722988	0.500	150.5	11.328	9.567	8.233	8.416	7.796	7.617	1.15	22.2	NLTT50367
LHS3614	315.761044	-30.350424	0.580	179.3	13.371	11.284	9.714	9.230	8.697	8.431	2.05	27.8	NLTT50393
LHS3616	315.821331	-30.373844	0.590	178.2	14.658	12.415	10.573	9.984	9.440	9.209	2.43	33.9	NLTT50399
LHS3615	315.840219	-50.381172	0.500	141.6	13.837	11.598	9.712	9.112	8.460	8.192	2.49	20.1	LEHPM253
LHS3617	315.847373	-10.540077	0.593	148.7	16.237	14.268	12.015	10.832	10.300	10.066	3.44	34.4	NLTT50415
APM2104-3828	315.876398	-38.464024	0.568	222.3	16.291	14.372	13.476	12.711	12.160	11.946	1.66	153.5	LEHPM144
LHS3620	315.105726	-27.879269	0.985	184.7	17.689	15.602	14.364	13.410	12.891	12.696	2.19	188.7	NLTT50449
LEHPM1-4021	316.237780	-62.784058	0.540	130.7	18.317	16.307	14.099	12.171	11.637	11.361	4.14	43.7	
LHS3623	316.325580	-11.082360	0.545	124.8	13.880	11.751	10.398	9.951	9.384	9.165	1.80	41.7	NLTT50483
LHS3627	316.835725	-16.238247	0.546	125.0	16.878	14.842	12.894	11.842	11.339	11.121	3.00	67.2	
LHS3628	316.892365	-13.448813	0.679	227.9	18.809	16.614	15.465	14.193	13.738	13.403	2.42	231.3	
LHS3629	316.912372	-47.319691	0.632	197.5	10.367	9.146	8.554	8.924	8.535	8.498	0.22	...	NLTT50547
LHS3630	316.987752	-25.358269	0.819	125.7	18.002	16.192	13.947	12.214	11.679	11.458	3.98	51.8	LEHPM35, NLTT50568
APM2109-4004	317.130431	-40.063457	0.626	132.8	15.169	13.002	10.970	9.933	9.393	9.110	3.07	24.7	LEHPM91
LHS3632	317.260316	-60.960419	0.604	139.2	16.245	14.011	12.502	10.701	10.205	9.941	3.31	31.1	
SCR2109-5226	317.260686	-52.438210	0.791	176.5	18.003	15.971	14.933	13.756	13.291	13.049	2.22	221.8	NLTT50541, GJ818.1A
LHS3635	317.343754	-73.173210	0.546	127.2	6.522	4.960	4.332	4.340	3.965	4.187	0.62	...	LTT8375
GJ818.1B	0.546	127.2	GJ818.1C
NLTT50542	317.349141	-73.174194	0.550	127.0	7.772	7.344	7.338	LEHPM154, NLTT50698
WT02201	317.598915	-10.250825	0.533	088.7	16.803	14.974	13.148	12.193	11.647	11.381	2.78	85.2	
LHS3636	317.708452	-21.489338	0.547	173.5	16.772	15.961	15.606	15.688	15.476	15.695	0.27	...	

Table B.1 (cont'd)

Name	RA (J2000)	DEC	μ (")	θ ($^{\circ}$)	B_J	R_{59F}	I_{IVN}	J	H	K_s	$R_{59F} - J$	Est Dist (pc)	Other Names ^a & Notes
LHS3639	317.956481	-43.613598	0.737	162.5	12.632	10.558	8.876	8.478	7.919	7.667	2.08	19.4	NLTT50713
LHS3643	318.350606	-67.230629	0.525	163.5	15.746	13.685	12.651	11.733	11.182	10.975	1.95	92.1	LEHPM4048
LHS3645	318.543267	-25.285624	0.867	184.5	17.432	15.742	13.759	12.396	11.892	11.648	3.35	78.0	NLTT50816
LEHPM2-52	319.076591	-33.063320	0.782	114.5	13.929	12.391	11.856	11.582
LEHPM1-4054	319.225850	-57.439140	0.626	169.7	16.826	14.781	13.929	12.509	11.967	11.777	2.27	117.9	...
LEHPM2-156A	0.575	122.8	...	15.222	14.573
LEHPM156B	0.575	122.8
LHS3647	319.384238	-02.671190	0.681	193.4	18.525	16.229	15.191	14.556	14.048	14.013	1.67	402.9	NLTT50931
LHS3648	319.459821	-29.367933	0.639	127.9	19.099	16.661	15.374	13.994	13.474	13.209	2.67	179.2	...
(HBS8)M18	319.632277	-45.097851	0.613	140.8	21.999	19.316	16.221	13.425	12.768	12.368	5.89	30.4	...
LHS3650	319.659758	-29.916727	0.609	216.2	15.333	13.644	12.885	12.147	11.610	11.417	1.50	119.9	NLTT50962
LHS3652	319.684792	-61.352810	0.641	132.0	6.566	6.264	5.438	5.385	5.040	4.932	0.88	6.7	NLTT50929
LHS3654	319.930951	-09.022572	0.626	222.5	17.615	15.645	13.426	12.065	11.589	11.379	3.58	59.8	NLTT51033
LHS3655	319.940195	-26.352781	0.650	236.6	5.114	4.720	4.574	NLTT51024
LHS3656	319.940195	-26.352781	0.650	236.6	5.114	4.720	4.574	NLTT51025
LHS3657	320.057673	-19.851954	0.715	194.4	9.764	7.527	6.577	6.541	5.905	5.721	0.99	9.0	NLTT51046
LHS3658	320.195359	-62.449177	0.576	190.5	15.426	14.086	13.369	12.572	12.096	11.981	1.51	156.9	...
LHS3659	320.380809	-60.860554	0.636	179.8	14.530	12.980	12.125	11.684	11.177	11.041	1.30	106.1	...
LHS3660	320.511075	-22.993361	0.509	152.5	17.567	15.527	14.606	13.557	13.081	12.854	1.97	20.2	LEHPM204, NLTT51099
LHS3661	320.530810	-04.680809	0.503	076.4	18.790	16.525	14.335	13.104	12.664	12.419	3.42	98.6	NLTT51112
LHS3664	320.778661	-16.887594	0.730	197.0	16.216	14.179	12.256	11.226	10.712	10.453	2.95	49.9	NLTT51142
LHS3662	320.782898	-28.165621	0.680	133.9	16.635	14.669	12.589	11.062	10.523	10.247	3.61	33.5	LEHPM86, NLTT51134
LHS3663	320.819883	-61.251785	0.797	134.9	14.600	12.568	11.421	10.608	10.059	9.854	1.96	55.3	LEHPM101
LHS3665	321.022020	-30.616987	0.650	216.8	15.656	13.592	11.733	10.635	10.075	9.815	2.96	36.2	NLTT51160
LHS3666	321.076682	-46.693130	0.753	094.5	13.412	11.111	9.472	8.970	8.411	8.135	2.14	22.5	LEHPM178
LHS3668	321.134473	-28.287235	0.551	161.3	18.851	16.781	15.391	14.192	13.750	13.453	2.59	229.8	LEHPM81
LHS3669	321.152201	-32.496109	0.678	139.8	17.761	15.743	14.349	13.146	12.633	12.377	2.60	138.8	LEHPM162
LHS3671	321.350412	-44.459885	0.639	235.5	14.364	12.343	10.900	10.283	9.721	9.531	2.06	46.5	...
LHS3672	321.586845	-15.907454	0.531	139.8	14.839	13.233	12.100	11.793	11.187	11.067	1.44	106.3	...
APM2126-4454	321.599721	-44.892670	0.655	192.0	16.398	14.448	13.436	12.654	12.112	11.921	1.79	151.8	NLTT51220
LHS3674	321.610946	-65.366081	0.804	005.8	3.340	2.992	2.969	NLTT51244
LHS3675	321.743796	-56.125256	0.628	078.9	9.658	8.129	7.037	6.949	6.408	6.313	...	12.2	LEHPM22
APM2127-3844	321.768990	-38.747379	0.924	141.0	15.750	13.461	11.406	10.034	9.558	9.278	3.43	22.3	...
SCR2128-5532	322.171691	-55.542240	0.699	123.3	16.374	14.230	12.041	10.696	10.064	9.781	3.53	26.4	...
SPP2130-7710	322.590684	-77.177139	0.653	118.1	18.285	15.934	13.443	11.292	10.660	10.365	4.64	20.6	...
LHS3679	322.567300	-24.887959	0.628	158.7	13.128	10.932	9.685	9.060	8.381	8.185	1.87	23.2	...

Table B.1 (cont'd)

Name	RA (J2000)	DEC	μ (")	θ ($^\circ$)	B_J	R_{59F}	I_{IVN}	J	H	K_s	$R_{59F} - J$	Est. Dist (pc)	Other Names ^a & Notes
LHS3681	322.579577	-31.738924	0.509	197.1	19.912	17.559	16.417	15.204	14.651	14.500	2.35	382.0	LEHPM217
LHS3682A	322.609944	-07.116400	0.638	189.8	14.965	12.804	11.695	11.878	11.427	11.038	0.93	101.8	
LHS3682B													
LEHPM1-4124	322.615067	-73.777435	0.614	151.2	18.127	16.072	14.914	13.908	13.429	13.225	2.16	246.0	
LHS3683	322.949209	-15.197972	0.511	113.3	20.315	18.173	15.660	13.904	13.370	13.166	4.27	95.1	
LSRJ21324-3922	323.123648	-39.380577	0.513	119.4	18.363	16.141	13.536	12.212	11.699	11.345	3.93	47.7	
LHS3685	323.391555	-49.008995	0.813	182.1	9.182	6.583	5.707	5.349	4.766	4.501	1.23	5.2	NLTT51502
LHS3689	323.453764	-06.852772	0.589	161.0	14.757	12.309	10.195	9.562	8.937	8.655	2.75	21.7	
NLTT51527	323.457311	-35.437130	0.509	187.4	10.703	9.825	9.600	9.590	9.355	9.293	0.23	...	
LHS3690	323.544735	-10.699949	0.924	140.5	16.713	14.525	12.141	11.092	10.621	10.343	3.43	38.6	LEHPM36
APM2134-4316	323.592873	-43.269524	0.822	168.7	17.393	15.060	12.282	10.690	10.035	9.685	4.37	17.2	
LHS3691	323.685571	-02.692774	0.545	207.9	17.963	15.896	13.483	13.027	12.484	12.213	2.87	118.8	
LHS3692	323.712365	-49.793034	0.592	259.1	7.236	6.591	6.545	6.955	6.642	6.517	-0.36	...	NLTT51573
LHS3694	323.835419	-62.398212	0.527	165.5	16.469	14.409	12.204	10.523	9.923	9.599	3.89	20.9	LEHPM4151
LEHPM2-0106	323.910831	-34.812607	0.592	102.4	15.405	13.417	11.965	11.201	10.667	10.441	2.22	67.4	
WT00795	324.105504	-44.016811	0.859	144.1	15.158	12.802	10.656	9.456	8.834	8.530	3.35	15.5	
LEHPM1-4164	324.414449	-70.239258	0.536	130.8	21.557	19.069	15.648	13.455	12.805	12.433	5.61	37.2	
LHS3696	324.535291	-02.303092	0.539	238.9	8.682	7.387	6.792	7.112	6.675	6.612	0.28	...	NLTT51707
LHS3697	324.765294	-10.812165	0.726	142.3	17.117	14.954	12.327	11.260	10.789	10.507	3.69	37.3	NLTT51741
WT00804	325.006756	-43.721073	0.857	166.5	16.546	14.310	12.454	11.194	10.711	10.451	3.12	44.8	LEHPM24
LHS3701	325.143972	-15.390705	0.618	096.4	15.232	13.345	12.454	11.337	10.802	10.541	2.01	75.0	
LHS3702	325.531104	-12.163272	0.690	170.8	13.316	11.321	9.480	8.922	8.298	8.021	2.40	20.3	LEHPM51
WT00812	326.495091	-40.851251	0.781	158.9	18.724	16.490	14.709	13.373	12.865	12.619	3.12	118.6	
LHS3706	326.631653	-02.877676	0.801	090.7	12.932	11.071	9.820	9.937	9.375	9.169	1.13	44.9	NLTT52026
LHS3707	326.648989	-57.703381	0.874	172.4	9.405	7.390	7.170	6.246	5.589	5.425	1.14	6.9	
LHS3708	326.668339	-00.173154	0.917	122.8	13.681	11.574	9.490	8.364	7.825	7.489	3.21	11.0	
LHS3709	326.872256	-32.043537	0.515	175.6	18.168	16.093	15.198	14.464	13.972	13.787	1.63	371.3	LEHPM215, NLTT52075
LHS3710	326.902760	-32.094982	0.509	103.2	17.235	14.957	13.498	12.904	12.382	12.150	2.05	150.1	NLTT52081
LHS3712	327.003728	-28.276251	0.551	083.5	16.033	13.949	11.989	11.101	10.523	10.271	2.85	47.0	NLTT52105
LHS3714	327.067708	-37.887745	0.508	195.0	17.464	15.419	14.628	13.813	13.356	13.113	1.61	266.9	LEHPM247
LHS3716	327.262155	-37.822826	0.725	111.3	12.800	10.568	9.137	10.208	8.814	8.391	1.50	28.3	LEHPM63
LHS3715	327.262155	-37.822826	0.686	108.6	18.060	16.025	13.994	12.532	12.052	11.747	3.49	70.3	NLTT52163
LHS3718	327.349082	-18.177368	0.539	207.9	13.323	11.413	9.692	8.739	8.117	7.886	2.67	17.2	LEHPM4241
LHS3719	327.357946	-63.114433	0.539	035.2	19.406	17.416	16.268	14.813	14.258	14.044	2.60	294.8	
LEHPM1-4246	327.543966	-51.370190	0.500	169.4	
2MA2151-4853	327.909971	-48.898403	0.570	113.0	15.730	15.108	15.431	

Table B.1 (cont'd)

Name	RA (J2000)	DEC	μ (")	θ ($^{\circ}$)	B_J	R_{59F}	I_{IVN}	J	H	K_s	$R_{59F} - J$	Est. Dist (pc)	Other Names ^a & Notes
LHS3723	327.998149	-15.233838	0.838	173.2	17.068	14.678	12.269	11.148	10.642	10.360	3.533	35.4	NLTT52280
LHS3724	328.026771	-22.565928	0.601	155.6	18.609	16.440	15.444	14.515	14.039	13.740	1.93	329.0	LEHPM21
LHS3726	328.476942	-37.183224	0.913	215.2	18.401	16.242	14.876	13.985	13.458	13.258	2.26	235.9	LEHPM4268
LHS3728	328.567075	-43.603649	0.611	090.8	16.386	14.179	11.789	10.748	10.172	9.878	3.43	29.9	
LHS3732	328.988033	-45.659683	0.943	157.1	14.897	13.207	12.342	11.716	11.137	11.003	1.49	102.1	
LEHPM1-4281	329.047319	-44.957863	0.507	152.4	19.625	17.588	16.664	15.511	14.985	14.846	2.08	530.3	
LHS3734	329.242251	-07.969115	0.604	211.9	17.791	15.580	14.353	13.269	12.729	12.550	2.31	163.6	NLTT52500
LHS3735	329.413915	-09.470325	0.553	250.6	16.192	14.121	12.019	10.450	9.822	9.557	3.67	22.2	NLTT52535
LHS3736	329.467372	-06.447055	0.611	105.2	19.167	16.848	15.569	14.532	14.036	13.791	2.32	284.9	NLTT52541
SIP S2157-2726	329.477889	-27.441807	0.855	131.4	17.914	14.672	13.887	13.401	...	25.7	
LHS3738	329.704769	-32.440369	0.537	225.0	16.811	14.378	11.672	10.654	10.091	9.761	3.72	24.8	
LHS3739	329.709179	-32.471581	0.536	226.8	15.672	13.378	11.069	10.390	9.826	9.558	2.99	31.4	LEHPM4302
LHS3740	329.721548	-57.934296	0.925	095.7	15.129	13.085	10.903	9.853	9.271	8.997	3.23	22.2	NLTT52576
LHS3741	329.894982	-59.752914	0.891	096.8	10.566	8.556	7.022	6.613	5.990	5.757	1.94	8.4	
SCR2200-0240	330.185179	-02.671730	0.676	174.2	17.161	15.297	13.942	12.505	11.979	11.741	2.70	97.5	LEHPM4332
WT00855	330.381114	-45.127008	0.561	177.9	17.141	15.089	13.100	11.706	11.288	11.039	3.32	55.4	
WT00856	330.464832	-55.955612	0.509	127.2	16.472	14.313	12.371	11.616	11.084	10.889	2.70	67.5	
LHS3744	330.502926	-37.080894	0.946	085.8	12.818	10.228	8.838	8.046	7.496	7.185	2.18	13.4	LEHPM18, NLTT52711
LHS3746	330.622305	-50.643951	0.847	105.2	12.417	10.354	8.204	7.602	7.015	6.718	2.75	9.7	
LHS3748	330.863003	-33.793980	0.581	147.7	13.441	11.267	9.636	8.627	8.037	7.812	2.64	16.0	NLTT52762
LSR J22040-3347	331.009474	-33.793980	0.948	150.1	16.561	14.288	12.957	12.324	11.807	11.601	1.96	120.6	
LHS3750	331.024527	-69.925003	0.632	097.2	11.948	10.053	8.258	8.437	7.783	7.590	1.62	19.9	NLTT52747
LHS3751	331.032599	-69.927834	0.632	097.2	14.439	12.698	...	10.097	9.556	9.309	2.60	37.1	NLTT52746
LHS3752	331.086870	-75.223907	0.523	277.6	15.082	14.706	14.769	14.722	14.674	14.547	-0.02	500.7	
LHS3753	331.158204	-31.453707	0.525	142.4	17.948	16.473	16.038	15.574	15.292	15.478	0.90	722.5	LEHPM198
LHS3754	331.170096	-19.778177	0.895	110.0	15.151	10.771	10.318	10.541	10.151	9.853	0.23	43.1	NLTT52837
LHS3756	331.476624	-38.268154	0.785	131.8	13.183	10.982	9.267	8.796	8.258	8.040	2.19	21.9	
LHS3757	331.628412	-08.632550	0.662	118.5	18.150	16.019	14.908	13.790	13.253	13.090	2.23	219.9	NLTT52922
WT00870	331.669697	-44.968548	0.745	216.6	15.664	13.364	10.947	9.763	9.175	8.803	3.60	17.2	
LHS3759	331.689121	-10.145973	0.564	125.1	18.782	16.569	14.782	13.383	12.924	12.675	3.19	120.3	NLTT52940
LHS3761	331.843426	-35.131386	0.886	121.8	16.469	14.079	13.030	12.502	11.913	11.751	1.58	141.0	
LHS3762	332.162780	-08.242619	0.565	142.9	19.864	17.499	14.753	12.644	12.091	11.722	4.86	36.1	NLTT53032
LHS3763	332.293369	-08.994702	0.513	107.1	17.421	15.291	14.203	13.189	12.653	12.492	2.10	175.5	NLTT53056
LHS3765	332.325840	-07.922510	0.659	177.7	13.904	12.004	10.820	10.114	9.487	9.267	1.89	43.2	NLTT53062
LHS3764	332.325840	-07.922510	0.645	179.0	13.904	12.004	10.820	10.114	9.487	9.267	1.89	43.2	NLTT53061
NLTT 52951	332.366365	-78.927544	0.570	142.0	11.925	10.529	9.647	8.974	8.483	8.301	1.56	28.6	

Table B.1 (cont'd)

Name	RA (J2000)	DEC	μ ($''$)	θ ($^\circ$)	B_J	R_{59F}	I_{IVN}	J	H	K_s	$R_{59F} - J$	Est Dist (pc)	Other Names ^a & Notes
W100873	332.245254	-56.360516	0.662	151.9	15.834	13.842	12.737	12.348	11.791	11.572	1.49	131.4	LEHPM4408
LEHPM1-4416	332.555271	-71.768463	0.572	110.7	15.901	13.681	11.319	9.983	9.424	9.109	3.70	18.3	LEHPM4415
SIP S2210-1952	332.708302	-19.873604	0.830	188.6	21.835	17.094	16.456	14.000	13.498	13.151	5.44	56.6	
LHS3768	332.771712	-19.668320	0.597	226.1	19.568	17.092	15.708	14.453	13.936	13.862	2.64	252.2	LEHPM134, NLTT53131
LHS3769	332.807258	-36.107471	0.555	200.0	16.815	14.627	13.499	12.926	12.365	12.138	1.70	167.2	NLTT53127
LHS3772	333.067352	-03.760187	0.636	161.4	18.935	16.702	15.379	14.239	13.793	13.459	2.46	233.8	
LHS3776	333.428231	-17.685608	0.927	111.2	14.569	12.404	9.955	8.955	8.422	8.115	3.45	116.9	LEHPM20, NLTT53236
LHS3777	333.446873	-06.453943	0.563	138.2	15.394	13.408	12.424	12.007	11.465	11.273	1.40	116.9	NLTT53254
LHS3778	333.461707	-06.453374	0.563	138.3	15.599	13.526	12.544	12.181	11.615	11.411	1.35	124.8	NLTT53255
LHS3780	333.600062	-08.744792	0.589	192.0	12.402	11.129	10.297	10.103	9.632	9.522	1.03	52.4	NLTT53274
LHS3782	333.660850	-41.381447	0.966	144.5	5.095	4.828	4.662	NLTT53264
LHS3788	334.327954	-08.805194	0.537	239.1	13.251	10.938	8.957	9.459	8.840	8.531	1.48	30.7	NLTT53398
LHS3789	334.329155	-08.803390	0.565	240.9	13.251	10.938	8.957	9.024	8.487	8.167	1.91	23.3	NLTT53397
LHS3789	334.471892	-36.188683	0.546	167.5	15.379	13.071	11.086	9.929	9.362	9.087	3.14	22.6	LEHPM4526, NLTT53416
LSR122178-7753	334.474355	-77.803341	0.584	147.4	19.008	16.960	15.796	14.532	14.071	13.913	2.43	307.1	
LHS3790A	334.565108	-53.627014	0.795	147.5	4.426	3.925	3.913	NLTT53420
LHS3790B	CCDMJ22183-5338B
LHS3791	334.633593	-30.948687	0.839	178.3	14.360	12.982	12.228	11.883	11.344	11.201	1.10	113.1	LEHPM4536
LHS3792	334.804754	-41.400299	0.581	100.6	12.061	10.372	10.126	10.139	9.591	9.528	0.23	...	NLTT53487
LHS3793	334.848313	-28.389025	0.914	106.5	...	13.644	11.403	10.168	9.637	9.359	3.48	23.7	LEHPM4553, NLTT53504
LHS3794	334.951445	-65.488365	0.682	161.4	14.334	14.244	14.257	14.538	14.504	14.527	-0.29	...	LEHPM4564
LHS3798	335.215524	-42.307270	0.593	119.7	13.548	11.936	10.735	9.947	9.269	9.149	1.99	40.8	LEHPM4586, NLTT53559
LSR122209-3346	
W100918	335.404134	-65.791649	0.559	190.5	17.542	14.437	14.025	11.657	11.065	10.754	3.53	41.0	LEHPM4643, NLTT53683
LHS3799	335.779023	-17.606953	0.789	156.3	14.231	11.760	9.268	8.242	7.638	7.319	3.52	8.4	NLTT53670
LHS3800	335.790373	-43.460835	0.919	117.6	15.823	13.875	11.960	10.931	10.386	10.148	2.94	44.1	NLTT53677
LHS3802	335.888945	-57.220741	0.694	116.7	11.646	9.387	7.972	7.600	6.958	6.730	1.79	13.2	
LEHPM1-4679	336.155088	-54.903831	0.556	218.3	17.961	16.044	15.244	14.151	13.662	13.565	1.89	318.4	
2MA2224-0158	336.182562	-01.981151	0.983	152.3	...	20.559	18.444	14.073	12.818	12.022	6.49	84.3	
LHS3803	336.296772	-72.413170	0.512	161.7	17.213	15.212	14.229	13.469	12.944	12.790	1.74	229.6	
LHS3804	336.270841	-47.879490	0.814	141.8	13.157	11.196	9.068	8.338	7.726	7.427	2.86	12.9	NLTT53760
LHS3805	336.452547	-35.136066	0.667	120.8	18.277	16.048	14.858	13.800	13.333	13.101	2.25	218.3	LEHPM4699
LHS3806	336.486409	-05.433355	0.526	191.3	18.432	16.204	14.705	13.926	13.406	13.193	2.28	225.4	NLTT53816
LHS3807	336.504515	-20.841623	0.758	215.7	12.725	11.589	10.803	10.379	9.797	9.717	1.21	57.1	LEHPM4701, NLTT53812
LHS3813	336.655221	-47.366131	0.573	235.8	14.448	12.478	11.527	11.179	10.639	10.415	1.30	79.8	LEHPM4714, NLTT53834
LEHPM1-4725	336.821306	-45.485573	0.630	157.0	19.691	17.520	14.884	12.989	12.451	12.158	4.53	52.6	

Table B.1 (cont'd)

Name	RA (J2000)	DEC	μ ($''$)	θ ($^\circ$)	B_J	R_{59F}	I_{IV-N}	J	H	K_s	$R_{59F} - J$	Est Dist (pc)	Other Names ^a & Notes
LEHPM1-4734	336.982615	-50.739578	0.891	148.1	18.056	15.742	14.432	13.638	13.146	12.906	2.10	207.8	
LHS3816	337.032802	-30.379732	0.501	189.8	18.657	16.449	15.312	14.108	13.579	13.392	2.34	237.6	LEHPM44741
LHS3817	337.313509	-30.018494	0.831	165.5	8.312	6.663	6.524	5.769	5.285	5.115	0.89	5.4	NLTT53964
LHS3819	337.404680	-15.177712	0.555	102.2	18.932	16.866	14.569	13.237	12.760	12.468	3.63	93.8	NLTT53982
LEHPM1-4771	337.539427	-53.748665	0.751	184.4	15.806	13.568	11.195	9.538	8.955	8.629	4.03	12.3	
LHS3820	337.568339	-02.673466	0.502	106.0	17.156	15.001	12.877	11.586	11.098	10.764	3.41	45.4	NLTT54017
LHS3824	337.912949	-29.889696	0.515	140.2	12.893	11.819	11.553	10.989	10.630	10.505	0.83	72.1	LEHPM4805
LEHPM1-4807	337.927304	-34.862334	0.641	198.4	21.682	19.002	16.948	15.501	15.093	14.723	3.50	247.2	
LHS3825	338.022271	-04.703606	0.688	128.8	12.671	11.029	9.769	10.094	9.484	9.328	0.94	47.1	NLTT54093
LEHPM1-4828	338.177733	-60.276115	0.514	182.4	16.921	14.858	12.951	11.253	10.699	10.445	3.60	35.4	LEHPM4827
LHS3826	338.222373	-29.241920	0.545	140.5	15.850	13.922	12.630	11.973	11.462	11.250	1.95	108.1	LEHPM4834, NLTT54120
LHS3831	338.596318	-16.995892	0.510	087.5	17.511	15.275	12.590	11.231	10.617	10.317	4.04	27.6	
LHS3832	338.616686	-38.848858	0.581	174.0	17.688	15.468	14.360	13.554	13.033	12.826	1.91	216.0	
LSR122359-7722	338.990611	-77.371346	0.601	201.9	18.506	16.579	15.445	14.167	13.668	13.459	2.41	251.5	LEHPM4871
LHS3833	339.040279	-00.841619	0.620	173.2	10.150	8.104	6.883	7.038	6.372	6.163	1.07	11.2	NLTT54286
LHS3834	339.147353	-02.680622	0.580	220.2	17.447	15.030	12.584	11.416	10.839	10.548	3.61	36.1	
LHS3836	339.512105	-65.835785	0.721	119.0	15.127	13.085	11.073	10.183	9.670	9.406	2.90	31.8	LEHPM4934
LHS3837	339.572587	-04.941744	0.508	353.4	...	14.558	14.019	13.816	13.284	13.188	0.74	261.2	
LHS3839	339.623924	-65.378426	0.834	101.3	12.116	10.250	8.008	7.271	6.721	6.428	2.98	8.1	
LHS3840	339.634775	-02.255989	0.674	104.8	13.429	11.247	9.850	9.757	9.157	8.953	1.49	40.0	NLTT54413
LSR122387-6232	339.997541	-36.265366	0.504	142.7	18.059	15.640	12.825	13.818	13.322	13.204	1.82	261.1	LEHPM4977, LEHPM4798
LHS3841	340.077812	-49.517944	0.504	065.1	14.471	12.192	9.797	9.839	9.263	9.005	2.35	27.9	
LSR122403-4931W	340.07812	-49.517944	0.504	065.1	9.929	9.384	9.029	
LSR122403-4931E	340.078976	-49.517048	0.504	183.7	...	19.949	16.771	13.759	13.187	12.797	
SSPM2240-4253	340.112491	-42.888271	0.540	183.0	15.400	13.218	11.548	9.882	9.295	9.037	6.19	31.7	LEHPM5000, LEHPM5001, NLTT54524
LHS3842	340.241442	-45.723465	0.502	130.5	18.846	16.522	14.404	13.232	12.737	12.430	3.29	100.8	NLTT54575
LHS3843	340.381536	-02.416891	0.599	173.5	16.379	14.137	11.615	10.046	9.477	9.145	4.09	15.5	LEHPM5027
LHS3844	340.492305	-69.169144	0.813	154.3	16.379	14.137	11.615	10.046	9.477	9.145	3.81	286.1	
SFS2242-4514	340.520513	-45.249237	0.836	280.5	17.528	15.498	17.501	15.981	15.586	15.120	3.91	36.2	NLTT54627
LHS3845	340.684453	-00.399398	0.626	111.5	17.528	15.498	12.969	11.585	10.992	10.711	2.40	584.3	
LEHPM1-5067	340.984038	-35.474621	0.574	151.5	20.952	18.265	16.830	15.863	15.425	15.449	2.21	65.5	NLTT54692
LHS3846	341.000490	-04.965935	0.670	051.5	16.002	13.605	11.445	11.396	10.886	10.629	2.21	65.5	NLTT54730
LHS3847	341.234317	-02.353461	0.754	127.5	...	10.173	9.826	10.093	9.706	9.652	0.08	...	
LHS3848	341.487486	-14.586936	0.706	145.6	17.287	15.335	12.774	11.841	11.322	11.013	3.49	53.6	NLTT54765
LHS3849	341.547062	-17.029776	0.582	103.0	17.149	14.841	12.727	11.841	11.313	11.014	3.00	60.2	LEHPM5108, NLTT54783
LHS3850	341.609703	-06.657208	0.880	128.4	16.924	14.490	11.766	10.790	10.191	9.850	3.70	25.9	

Table B.1 (cont'd)

Name	RA (J2000)	DEC	μ (")	θ ($^{\circ}$)	B_J	R_{59F}	I_{IVN}	J	H	K_s	$R_{59F} - J$	Est Dist (pc)	Other Names ^a & Notes
SCR2247-1528	341.802560	-15.476928	0.512	195.4	14.020	12.084	11.308	11.102	10.501	10.338	0.98	77.3	
LEHPM2-5131	341.870496	-37.703796	0.502	206.3	13.860	11.915	10.606	9.829	9.233	9.026	2.09	36.3	
LHS3855	342.072312	-36.789806	0.816	109.2	12.353	10.421	8.811	8.475	7.872	7.626	1.95	20.0	LEHPM5154
SCR2250-5726A	342.687625	-57.433964	0.714	117.3	18.072	16.103	13.804	12.627	11.997	11.807	3.48	73.7	
SCR2250-5726B													
LHS3863	343.048319	-11.849760	0.912	179.1	17.278	15.239	13.103	11.659	11.184	10.872	3.58	45.4	NLTT55083
LHS3866	343.189559	-25.422293	0.599	179.3	19.713	17.506	15.724	14.319	13.710	13.415	3.19	159.8	LEHPM5242, NLTT55103
LHS3870	343.398646	-14.641111	0.576	093.4	18.152	17.192	16.821	16.628	16.326	15.468	0.56	718.0	
LHS3872	343.693576	-05.474021	0.700	022.0	14.588	12.338	10.434	9.650	9.086	8.810	2.69	24.9	
LHS3873	343.784805	-06.091543	0.519	173.5	19.269	17.006	14.833	13.672	13.191	12.931	3.33	128.1	NLTT55249
LHS3874	343.958050	-07.822618	0.561	096.0	8.088	7.647	6.965	6.816	6.492	6.353	0.83	13.4	NLTT55287
LHS3875	343.955933	-07.834000	0.561	096.0	8.088	7.647	6.965	6.816	6.492	6.353	0.83	13.4	NLTT55288
LHS3878	344.244450	-01.719778	0.599	238.7	18.036	15.862	13.329	12.073	11.558	11.216	3.79	48.2	NLTT55360
LHS3880	344.334055	-61.471062	0.516	141.2	18.001	15.965	14.184	12.599	12.064	11.821	3.37	75.4	
LHS3881	344.522947	-08.606600	0.547	121.9	16.930	15.086	14.223	13.288	12.763	12.606	1.80	206.0	NLTT55411
LHS3883	344.927673	-06.242079	0.522	201.1	19.686	17.394	15.741	14.751	14.118	13.878	2.64	251.7	NLTT55503
LHS3885	345.066990	-22.524340	0.859	274.5	8.906	6.891	5.838	5.346	4.696	4.478	1.54	5.1	NLTT55523
LHS3886	345.115695	-25.598770	0.624	094.3	15.133	13.200	11.940	10.649	10.113	9.907	2.55	45.9	NLTT55525
LHS3884	345.194616	-74.532310	0.682	231.1	13.507	11.658	10.809	10.233	9.622	9.456	1.43	50.3	LEHPM5383
LHS3888	345.291588	-18.614912	0.635	107.9	12.279	10.611	9.957	9.534	8.934	8.794	1.08	32.8	LEHPM5393, NLTT55569
LHS3889	345.377994	-54.503681	0.572	125.1	13.206	12.311	11.581	10.723	10.258	10.165	1.59	66.9	LEHPM5424, LEHPM5425, NLTT55654
LHS3890	345.734441	-35.388371	0.506	174.0	16.622	14.687	13.688	13.014	12.448	12.299	1.67	183.6	LEHPM5435, NLTT55685
LHS3891	345.906694	-33.088072	0.624	094.9	15.741	13.771	12.133	11.289	10.792	10.563	2.48	1023.7	LEHPM5440
LEHPM1-5439	345.939839	-37.181007	0.572	180.9	19.228	17.627	16.976	16.451	16.266	16.099	1.18	60.8	NLTT55735
LEHPM1-5447	345.999330	-53.282883	0.622	123.8	16.730	14.712	12.753	11.656	11.146	10.950	3.06	33.7	NLTT55784
LHS3893	346.126959	-21.641865	0.502	067.8	15.179	17.424	13.058	11.755	11.183	10.897	5.67	194.8	LEHPM5476, NLTT55803
LEHPM1-5455	346.155039	-57.835308	0.504	138.0	16.838	15.049	14.343	13.231	12.740	12.546	1.82	245.8	
LHS3895	346.331516	-15.670124	0.538	167.0	18.090	16.030	14.961	13.921	13.388	13.210	2.11	101.9	
LHS3896	346.427473	-18.717737	0.594	155.1	16.793	14.676	13.176	12.282	11.755	11.536	2.39	101.9	
LHS3897	346.447691	-02.177382	0.738	099.2	13.306	11.866	11.164	11.008	10.451	10.326	0.86	78.3	
SCR2307-8452	346.833245	-84.867767	0.613	097.2	16.332	14.160	11.834	10.361	9.812	9.474	3.80	20.6	NLTT55885
LHS3898	346.833245	-27.906370	0.700	101.4	13.470	10.969	9.817	8.802	8.210	7.917	2.17	18.9	LEHPM5504
APM2308-4644	346.990758	-46.732990	0.631	081.4	17.621	15.459	13.501	12.106	11.606	11.381	3.35	61.9	
SIPS2308-2721	347.047287	-27.366722	0.597	124.7	9.175	8.019	7.819	7.519	7.333	7.332	1.20	25.6	NLTT55962
LHS3900	347.294487	-62.260716	0.632	098.5	9.175	8.019	6.825	6.824	6.344	6.223	1.15	11.5	
LHS3901	347.395418	-36.966480	0.773	213.1	15.399	12.525	11.722	11.794	11.249	11.050	0.73	110.8	

Table B.1 (cont'd)

Name	RA (J2000)	DEC	μ (")	θ ($^\circ$)	B_J	R_{59F}	I_{IVN}	J	H	K_s	$R_{59F} - J$	Est Dist (pc)	Other Names ^a & Notes
LHS3902	347.467666	-11.76678	0.899	079.3	17.993	15.705	13.641	11.876	11.249	10.938	3.88	37.1	NLTT55989
LHS3904	347.565284	-25.931402	0.714	087.0	12.486	10.099	8.811	7.838	7.252	6.995	2.26	12.3	NLTT56010
LHS3905	347.593357	-27.900452	0.512	077.6	16.424	14.390	12.241	10.800	10.209	9.972	3.59	29.1	NLTT56016
LHS3906	347.610017	-63.686699	0.504	094.9	12.006	10.012	8.983	8.753	8.133	7.927	1.26	25.2	NLTT55995
LHS3907	347.658939	-01.991391	0.591	146.3	17.105	15.373	13.281	11.559	11.056	10.792	3.81	36.7	NLTT56042
LHS3908	347.758032	-39.612568	0.512	109.8	17.105	15.024	13.890	13.232	12.712	12.495	1.79	196.1	LEHPM5565
LEHPM1-5577	347.894421	-75.110947	0.633	124.1	16.140	13.909	11.637	10.531	10.037	9.759	3.38	29.4	
LHS3909	348.047189	-14.103010	0.731	192.8	13.963	11.812	9.858	9.064	8.482	8.218	2.75	18.8	NLTT56121
LHS3910	348.059558	-17.762873	0.546	213.9	16.316	13.987	11.919	10.718	10.156	9.893	3.27	31.0	LEHPM5584, NLTT56125
LHS3911	348.331602	-11.104983	0.873	104.2	17.023	15.063	12.866	11.125	10.607	10.299	3.94	29.6	LEHPM5584, NLTT56125
SIP52313-2826	348.497849	-28.443962	0.825	117.5	NLTT56167
LHS3912	348.527544	-62.700073	0.639	132.0	
LHS3913	348.530969	-08.924313	0.552	092.2	
LHS3914	348.531502	-08.931272	0.552	092.2	
SIP52314-2929	348.610793	-29.498594	0.620	132.7	
LHS3915	348.618160	-74.720039	0.649	092.9	12.994	11.017	17.329	14.608	14.101	13.682	...	48.0	
LHS3917	348.828161	-02.161314	0.607	074.2	16.835	16.177	9.905	9.282	8.690	8.465	1.74	31.0	LEHPM5616
LHS3918	348.932277	-12.363498	0.586	114.6	14.252	12.063	15.937	15.488	15.754	14.862	0.69	545.6	NLTT56245
LHS3919	348.969592	-12.370758	0.581	114.3	17.630	15.574	10.701	9.255	8.634	8.391	2.81	18.7	NLTT56270
LHS3916	348.988291	-81.372566	0.521	076.3	10.402	8.718	13.638	11.881	11.305	11.066	3.69	45.2	NLTT56279
LHS3921	349.322330	-66.937897	0.500	122.5	9.701	7.652	7.297	7.193	6.575	6.346	1.53	11.7	
LHS3922	349.336729	-66.919281	0.670	150.3	9.156	7.171	7.050	7.074	6.549	6.387	0.58	14.0	NLTT56335
LHS3924	349.387087	-46.136616	0.572	111.1	15.001	13.003	6.719	6.868	6.355	6.211	0.30	...	NLTT56336
LHS3926	349.443625	-25.328909	0.755	099.1	19.040	16.783	10.952	10.256	9.749	9.516	2.75	36.5	
LHS3925	349.459790	-48.313225	0.777	157.0	14.827	12.501	14.416	12.469	12.011	11.672	4.31	45.3	
LHS3927	349.565891	-30.453480	0.963	152.3	15.583	13.579	10.534	9.526	8.969	8.705	2.98	20.6	LEHPM5678
LHS3928	349.797649	-37.353683	0.512	205.9	18.682	16.333	12.609	11.633	11.125	10.949	1.95	92.8	LEHPM5691
LHS3929	349.870598	-03.468713	0.535	156.1	14.747	12.631	14.211	13.009	12.498	12.239	3.32	90.6	
LEHPM1-5712	349.908891	-64.980431	0.709	145.2	17.200	14.957	11.586	10.814	10.285	10.098	1.82	64.2	NLTT56481
LHS3932	350.024955	-12.713554	0.635	087.1	14.536	12.666	12.501	11.450	10.961	10.642	3.51	42.1	
LHS3934	350.087283	-71.092712	0.564	118.7	14.291	12.685	11.480	10.955	10.325	10.134	1.71	67.8	
2MA2321-1326	350.302265	-13.441184	0.576	107.3	LEHPM5730
LHS3935	350.305982	-11.623309	0.721	107.9	18.346	20.733	17.773	14.500	13.580	13.136	6.23	33.0	
LEHPM1-5744	350.394217	-76.538399	0.517	100.8	18.864	16.874	16.028	15.145	14.449	14.335	1.73	419.2	NLTT56580
LHS3937	350.546702	-06.870194	0.803	104.3	18.864	16.704	15.419	14.390	13.903	13.704	2.31	284.8	NLTT56640
LHS3939	350.770204	-10.764335	0.537	059.1	8.520	7.163	6.555	6.201	5.740	5.591	0.96	7.8	NLTT56681

Table B.1 (cont'd)

Name	RA (J2000)	DEC	μ (")	θ ($^{\circ}$)	B_J	R_{59F}	I_{IVN}	J	H	K_s	$R_{59F} - J$	Est Dist (pc)	Other Names ^a & Notes
LEHPM1-5783	351.054296	-59.465572	0.594	165.3	14.056	13.336	12.717	12.043	11.982	11.982	1.34	156.0	
LHS3941	351.170762	-03.057355	0.538	224.2	14.826	11.283	10.202	9.579	9.355	9.355	2.62	33.2	NLTT56773
LHS3944	351.411513	-18.816389	0.589	203.4	17.251	14.129	13.143	12.635	12.426	12.426	2.06	173.1	LEHPM5812, NLTT56817
LHS3949	351.657851	-46.851669	0.556	132.3	16.766	14.580	10.876	10.372	10.114	10.114	3.70	29.2	LEHPM5823
NLTT56871	351.666505	-22.720898	0.598	170.0	14.754	13.977	11.493	10.929	10.746	10.746	1.49	90.2	LEHPM5825
LHS3953	351.813947	-02.773727	0.638	171.1	...	12.942	12.228	11.712	11.541	11.541	1.75	121.3	NLTT56909
LHS3955	351.849591	-78.030281	0.628	099.6	13.884	11.898	9.903	9.316	9.107	9.107	1.99	39.0	LEHPM5838
LHS3954	351.860222	-17.692493	0.545	176.3	19.383	16.954	13.413	11.752	11.204	10.835	5.20	21.8	LEHPM5839
LHS3956	352.000848	-40.449623	0.570	136.0	15.176	13.174	11.340	10.495	9.982	9.769	2.68	41.7	
LHS3959	352.339348	-46.782001	0.717	110.6	15.109	12.924	11.179	9.964	9.464	9.187	2.96	26.6	
WT01000	352.599636	-55.711296	0.609	194.1	15.827	13.687	12.786	12.277	11.752	11.580	1.41	136.1	LEHPM5891
LHS3964	352.941306	-42.669636	0.564	217.7	17.787	15.368	12.885	11.588	11.064	10.773	3.78	37.7	LEHPM5912
DENIS2331-2749	352.840611	-27.830564	0.781	001.4	20.421	17.988	14.404	11.646	11.055	10.651	6.34	12.0	
LP168-003	352.960902	-59.453102	0.507	105.4	11.989	10.054	9.076	8.937	8.271	8.111	1.12	27.8	
LHS3967a	353.022300	-05.243263	0.529	104.9	16.842	14.763	13.185	12.608	12.431	12.431	1.58	198.8	NLTT57144
LHS3969	353.188237	-24.637270	0.603	151.0	18.292	15.934	14.411	13.466	12.885	12.640	2.47	133.6	LEHPM5925
LHS3970	353.419043	-21.564617	0.794	116.2	18.990	16.712	13.725	11.858	11.312	10.929	4.85	26.1	LEHPM5934, NLTT57218
LHS3971	353.569115	-60.735313	0.844	105.4	17.149	15.015	12.683	11.248	10.713	10.435	3.77	33.4	
LHS3972	353.616922	-60.311153	0.555	138.1	13.440	11.405	10.364	10.363	9.742	9.579	1.04	53.0	
LHS3975	353.717474	-46.894676	0.531	126.2	12.437	14.532	10.841	9.925	9.283	9.014	4.61	17.4	
LSR123350-4904	353.767935	-49.081757	0.611	146.8	16.851	14.946	13.995	13.287	12.750	12.525	1.66	201.3	
SCR2335-5020	353.970407	-50.338402	0.661	127.0	16.544	15.173	13.142	13.142	12.692	12.465	2.03	179.4	
LHS3983	353.015721	-43.487267	0.773	203.0	15.655	13.578	11.896	11.896	11.374	11.171	1.68	109.2	LEHPM5970
LHS3984	354.262437	-38.070488	0.745	162.5	16.600	16.600	14.215	15.272	14.805	14.717	1.33	614.3	
LHS3987	354.534769	-11.537297	0.863	233.5	19.152	16.781	12.820	12.820	12.374	12.036	3.96	64.1	
LHS3988	354.552812	-69.099342	0.917	097.8	14.438	12.449	10.685	9.742	9.243	8.961	2.71	28.2	
LHS3990	354.665924	-19.004896	0.512	103.0	16.663	14.617	12.451	11.308	10.765	10.446	3.31	41.8	NLTT57487
LHS3992	354.828701	-20.948835	0.729	114.4	18.499	16.294	15.474	14.555	14.132	14.126	1.74	420.5	NLTT57523
LHS3994	354.905700	-72.732153	0.744	170.0	6.476	5.922	5.850	5.249	4.745	4.581	0.67	4.5	NLTT57525
LHS3996	354.996995	-38.038967	0.539	128.7	16.016	13.905	11.895	10.686	10.133	9.882	3.22	33.0	LEHPM6044
LHS3999	355.232922	-44.955032	0.772	101.2	14.370	12.304	10.262	9.619	9.123	8.791	2.68	26.2	LEHPM6063
LHS4000	355.377170	-28.266935	0.630	186.2	16.373	14.420	13.357	12.611	12.056	11.853	1.81	146.2	LEHPM6077
LEHPM1-6094	355.510110	-78.689613	0.568	088.0	19.085	13.813	11.667	10.894	10.358	10.064	2.92	40.7	
LHS4001	355.517864	-13.257576	0.549	134.0	16.635	17.140	16.115	15.382	15.132	14.701	1.76	531.9	NLTT57694
LHS4005	355.895308	-07.923279	0.609	105.9	9.754	8.671	8.057	8.867	8.502	8.353	-0.20	716.5	NLTT57781
LEHPM2-79	356.015316	-82.782303	0.700	089.2	17.675	16.860	16.634	15.970	15.725	15.530	0.89	...	

Table B.1 (cont'd)

Name	RA (J2000)	DEC	μ (")	θ ($^\circ$)	B_J	R_{59F}	I_{IVN}	J	H	K_s	$R_{59F} - J$	Est Dist (pc)	Other Names ^a & Notes
LHS4009	356.380313	-16.172169	0.682	215.8	15.314	12.721	9.930	9.206	8.614	8.312	3.51	13.9	
LHS4010	356.3524630	-12.665061	0.991	124.1	19.274	16.628	15.074	14.243	13.666	13.617	2.39	244.3	
LHS4011	356.398243	-15.987206	0.712	148.8	16.057	13.849	11.490	11.060	10.561	10.246	2.79	48.4	
LHS4012	356.633538	-50.725274	0.520	204.4	15.754	13.368	11.163	10.045	9.508	9.256	3.32	22.8	
LHS4013	356.636994	-41.581806	0.894	163.1	7.781	7.373	6.594	6.688	6.613	6.565	0.68	16.0	NLTT57925
SIPS2346-3153	356.727972	-31.898138	0.649	134.9	22.699	19.357	15.838	13.279	12.680	12.198	6.08	23.8	LEHPM6182, LEHPM6181
WT01026	356.646832	-52.783905	0.726	186.9	15.820	13.643	12.176	11.419	10.894	10.677	2.22	72.8	
LHS4014	356.769038	-14.100384	0.638	134.3	14.136	11.782	10.865	10.964	10.454	10.265	0.82	75.7	
LHS4016	357.150448	-27.660719	0.586	243.2	13.133	10.884	9.304	8.584	8.023	7.743	2.30	17.8	NLTT58041
LHS4021	357.631626	-09.538906	0.819	122.9	14.340	12.017	10.224	8.943	8.386	8.043	3.07	14.0	NLTT58139
LHS4023	357.700739	-14.109201	0.639	140.0	...	14.831	13.571	12.706	12.205	11.908	2.12	126.1	NLTT58150
LHS4025	357.719257	-39.088158	0.842	106.5	15.929	13.469	11.433	10.159	9.591	9.310	3.31	22.4	
LHS4031	358.060076	-61.425114	0.839	168.2	10.019	8.801	7.804	7.874	7.445	7.348	0.93	20.1	NLTT58219
LHS4032	358.097510	-14.690008	0.523	120.1	16.145	13.704	11.135	10.436	9.917	9.554	3.27	27.7	NLTT58231
LHS4032-6124	358.123081	-61.406345	0.848	167.1	17.097	14.734	12.634	11.521	11.016	10.823	3.21	50.3	
LHS4035	358.132385	-02.883298	0.664	065.7	...	20.602	17.746	15.707	14.985	14.685	4.89	137.6	NLTT58238
NLTT58255	358.169601	-05.993730	0.532	103.1	10.166	8.676	7.608	7.656	7.057	6.986	1.02	17.3	
LEHPM1-6373	358.190318	-36.538837	0.536	252.1	...	17.419	16.259	14.898	14.282	14.002	2.52	259.8	LEHPM6380, LEHPM6381
LHS4034	358.233260	-18.032480	0.535	184.9	18.710	16.445	15.008	14.029	13.526	13.368	2.42	230.9	LEHPM6387, LEHPM6388, NLTT58269
LHS4035	358.252617	-24.846634	0.503	147.4	19.295	17.094	15.564	14.283	13.808	13.631	2.81	222.4	
LHS4036	358.425944	-12.390054	0.515	187.2	14.691	12.638	11.218	10.386	9.898	9.621	2.25	45.2	
LHS4037	358.494328	-18.983786	0.769	169.1	13.546	12.356	11.555	11.763	11.276	11.155	0.59	132.4	
LEHPM1-6424	358.501672	-50.120674	0.576	121.0	18.574	16.457	14.052	12.490	11.969	11.675	3.97	54.3	
LHS4038	358.517756	-41.541889	0.550	108.0	14.676	12.551	10.626	9.502	8.925	8.670	3.05	20.2	LEHPM6429, LEHPM6430
LHS4039	358.504550	-33.273399	0.500	216.5	13.488	12.017	10.516	9.477	8.912	8.612	2.54	27.4	
LHS4040	358.504467	-33.275215	0.500	216.5	13.488	12.017	10.516	9.477	8.912	8.612	2.54	27.4	
LEHPM1-6443	358.538700	-33.274063	0.522	216.5	22.203	19.266	16.309	13.051	12.365	11.884	6.22	330.2	APMPMJ2354-3316C
LHS4041	358.578315	-36.565289	0.685	176.2	15.598	15.634	15.544	15.592	15.475	15.617	0.04	20.3	LEHPM6450
LHS4042	358.653005	-32.352089	0.530	095.2	...	14.970	15.651	15.697	15.107	14.507	-0.73	467.8	LEHPM6458
LHS4046	358.857999	-03.983341	0.625	096.7	14.767	12.938	10.767	9.866	9.211	8.943	3.07	24.0	NLTT58410
LHS4047	358.915888	-06.142440	0.595	230.6	11.801	9.975	7.993	7.600	6.964	6.715	2.38	11.6	NLTT58425
LHS4048	359.056425	-26.433052	0.513	119.5	12.017	10.898	10.524	10.004	9.570	9.519	0.89	46.0	NLTT58461
2MA2356-1553	359.228210	-15.886426	0.746	216.5	21.199	15.824	15.630	1.35	587.8	LEHPM6529, NLTT58522
LHS4050	359.330676	-19.394175	0.669	119.2	16.044	13.683	12.738	12.328	11.761	11.562	1.35	135.9	
LHS4051	359.464334	-06.281516	0.640	174.2	16.288	14.229	13.110	12.312	11.747	11.524	1.92	119.9	NLTT58555
APM2359-6246	359.678565	-62.761765	0.613	083.1	18.167	15.880	13.081	11.387	10.827	10.515	4.49	24.9	LEHPM6572

Table B.1 (cont'd)

Name	RA (J2000)	DEC	μ (")	θ ($^{\circ}$)	B_J	R_{59F}	I_{IVN}	J	H	K_s	$R_{59F} - J$	Est Dist (pc)	Other Names ^a & Notes
LHS4055	359.868282	-20.034739	0.650	111.7	...	6.461	6.801	6.128	5.770	5.706	0.33	7.7	NLT158653
LHS4058	359.963996	-34.111748	0.957	132.5	14.069	11.889	9.806	8.590	7.979	7.748	3.30	11.6	LEHPM6611
SIPS2359-2007	359.990087	-20.127630	0.798	127.7	17.380	14.382	13.623	13.248	...	28.3	

^aThe majority of the star names provided here are LEHPM and NLT names. These names were provided because in many cases, SIMBAD does not have them cross referenced and these have all been checked by eye to confirm they are identical stars in those cases. Other star names were generally only provided if the stars were multiples or brown dwarfs. Occasionally LEHPM stars have been given two different LEHPM names – one from the first LEHPM paper and another from the second. A second LEHPM name might also be listed because the same star was detected more than once, often due to overlapping plates. These “duplicate hits” have also been checked by eye.

^bRECONS cannot confirm proper motion for this star.

^cThis star was discovered as a common proper motion companion to a star in the SLOWMO sample during the course of writing this thesis.

^dSimbad does not cross reference with this star name.

– C –

Finders Charts for Multiple Star Systems and Stars of Interest.

